

TROVE NESTING | Designed by 5d Studio



SPECIFICATIONS:

- Guest chair collection with passive nesting capability (no lifting of seat required).
- To nest, simply push chairs together.
- Glass-filled nylon shell with optional upholstered seat and back pads.
- Shell available in 3 colors. Please refer to listing below.
- Three base options: 4-leg metal with casters, 4-leg metal with glides and 4-leg wood with glides.
- 4-leg metal bases offered in standard and premium metal finishes. Please refer to listing below.
- Poly tread casters provide universal flooring applicability, whether hard-surface or carpet, and are available in white, black and charcoal grey, please specify.
- Glides on 4-leg metal models available in black only.
- 4-leg wood base offered in all standard finishes on Beech and features metal trim.
- For Super Matte Sable Beech, premium wood finish upcharge applies. Refer to options section for pricing.
- For custom wood finish colors, please contact client services for pricing.
- Metal trim on wood leg models offered in standard and premium metal finishes. Please refer to listing below.
- If cartoning is required, chairs are packaged in units of three (3). A \$20 List carton break charge will be applied for orders with only one or two chairs.
- Maximum weight capacity: 300 lbs. for wood 4-leg models and 400 lbs. for metal 4-leg models.
- All dimensions are nominal.
- Refer to terms and conditions for general information regarding fabrics, finishes, warranty, freight, complete condition of sales and more.

SHELL COLORS:

- 136 Studio White
- 137 Simply Black
- 138 Charcoal

CASTER COLORS:

- White
- Black
- Charcoal

STANDARD METAL BASE AND TRIM FINISH COLORS:

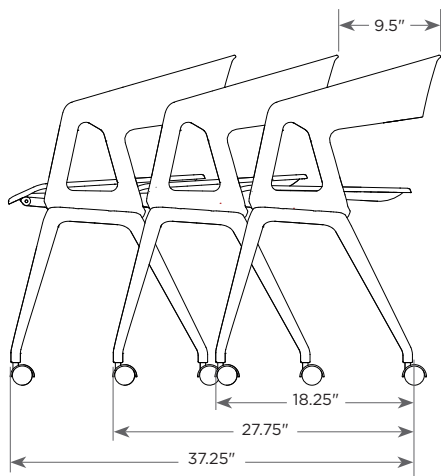
- 0405 Charcoal Grey
- 0630 Satin Black
- 0705 Matte Cotton

PREMIUM METAL BASE AND TRIM FINISH COLORS:

- 0535 Metallic Silver
- 0605 Matte Black
- 0788 Glossy Cotton
- 0805 Oasis
- 0905 Mint
- 1005 Mercury
- 1105 Canary
- 1205 Stone
- 1305 Sage
- 1405 Ice Blue
- 1505 Clay

TROVE NESTING | Designed by 5d Studio

NESTING DIMENSIONS:






*Dimensions are nominal and based on the average distance between nested chairs.

TROVE NESTING | Designed by 5d Studio

ORDERING REQUIREMENTS:

- Model number
- Shell color
- Base finish
- Caster color
- Upholstery selection, as applicable
- Options, as applicable

MODEL	PRODUCT SPECIFICATIONS	FABRIC GRADES								LEATHER			
		COM	A	1	2	3	4	COL 5	6	7	8	L1	L2
9701	<div></div> <div>Nylon Shell, 4-Leg Metal Base, Casters 23.5" W x 21.5" D x 30" H Seat: 18" W x 18.5" D Seat Ht: 17.5" 21 lbs.</div>	583											
9701-US	<div></div> <div>Nylon Shell with Upholstered Seat Pad, 4-Leg Metal Base, Casters 23.5" W x 21.75" D x 30" H Seat: 18" W x 18.75" D Seat Ht: 18.75" COM: .75 yd. COL: 15 sq. ft. 22 lbs.</div>	658	706	733	748	773	800	824	850	874	900	1,018	1,104
9701-US-UB	<div></div> <div>Nylon Shell with Upholstered Seat and Back Pads, 4-Leg Metal Base, Casters 23.5" W x 21.75" D x 30" H Seat: 18" W x 18.75" D Seat Ht: 18.75" COM: 1.25 yds. COL: 25 sq. ft. 23 lbs.</div>	733	813	857	883	925	970	1,010	1,052	1,093	1,136	1,333	1,476




OPTIONS

-PFM02	Premium Metal Base Finish	\$101
-GD00	Glides (black finish only)	n/c
-NS04	Non-Skid Glides (for -GD00 option)	\$26

TROVE NESTING | Designed by 5d Studio

ORDERING REQUIREMENTS:

- Model number
- Shell color
- Wood base finish
- Trim finish
- Upholstery selection, as applicable
- Options, as applicable

MODEL	PRODUCT SPECIFICATIONS	FABRIC GRADES								LEATHER			
		COM	A	1	2	3	4	COL 5	6	7	8	L1	L2
9702	<div></div> <div>Nylon Shell, 4-Leg Wood Base, Glides 23.5" W x 21.5" D x 30" H Seat: 18" W x 18.5" D Seat Ht: 17.5" 21 lbs.</div>	783											
9702-US	<div></div> <div>Nylon Shell with Upholstered Seat Pad, 4-Leg Wood Base, Glides 23.5" W x 21.75" D x 30" H Seat: 18" W x 18.75" D Seat Ht: 18.75" COM: .75 yd. COL: 15 sq. ft. 22 lbs.</div>	858	906	933	948	973	1,000	1,024	1,050	1,074	1,100	1,218	1,304
9702-US-UB	<div></div> <div>Nylon Shell with Upholstered Seat and Back Pads, 4-Leg Wood Base, Glides 23.5" W x 21.75" D x 30" H Seat: 18" W x 18.75" D Seat Ht: 18.75" COM: 1.25 yds. COL: 25 sq. ft. 23 lbs.</div>	933	1,013	1,057	1,083	1,125	1,170	1,210	1,252	1,293	1,336	1,533	1,676

OPTIONS

-PFW02	Premium Wood Base Finish	\$23
-LT01	Premium Metal Trim Finish	\$119
-NS04	Non-Skid Glides	\$26

TROVE NESTING | Designed by 5d Studio

UPHOLSTERY COMBINATIONS:

- For upholstery combinations, refer to the pricing below.
- When combining two COM/COV/COL fabrics, or fabrics with the same grade, add \$120 List per unit.
- When combining three or more COM/COV/COL fabrics, or fabrics with the same grade, add \$150 List per unit.
- When combining different grades of fabric, price will be based on the highest grade specified.
- Two-tone upholstery examples and yardage requirements for the most common combinations are listed below. Additional combinations available; please contact client services for yardage requirements and pricing.
- Note: Yardage amounts are based on fabric which is plain (i.e. non-directional) and a full 54" wide.
- Appropriate upholstery code must be included.



Code

Model

9701-US-UB

9702-US-UB

TV1

COM Requirement

Seat Pad = .75 yd.

Back Pad = .75 yd.