

## Visionary Curve Mobile Magnetic Glass Board

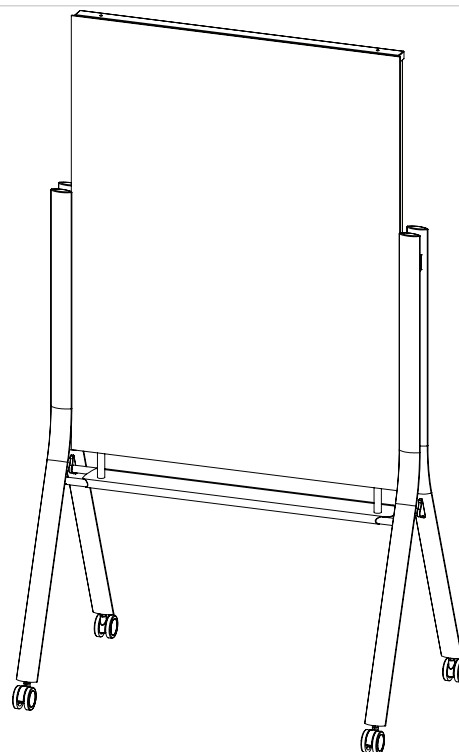
Model No: 74955, 74957-WHITE, 74957-XXXX

### OVERVIEW

The Visionary Curve Mobile Magnetic Glass Board offers twice the functional space of a wall-mounted board in a versatile mobile unit.

### FRAME

The Visionary Curve Mobile Magnetic Glass Board has a frame of 18 Ga, white or silver powder coated steel. The legs are made of 2.29" x 0.81" x 52" oval steel tube. Each side has two legs attached at the top with a leg connector assembly that is a 10 Ga 1.58" x 0.97" x 1.28" hollow fixture, attached to the back leg with two M6 x 10mm countersunk screws, which inserts into a 10 Ga 1.5" x 1.1" x 1.65" receiving fixture attached to the front leg with two M6 x 10mm countersunk screws. A 0.95" x 0.2" x 1.5" threaded block is inserted into the leg connector assembly and an M8 x 65mm screw holds it to the C-frame behind the markerboard. The C-frame is made up of 3 welded 18 Ga 1" square steel tubes forming a 16.25" x 47.25" 'C' shape. The two C-frames that make up the main body are connected to each other by a 20 Ga steel 0.846" square tube insert. A 20 ga steel 1.5" x 35.69" x .79" cap channel is secured to the bottom of the C-frame with two M6 x 38mm all-thread rods screwed into the C-frame on one side and into two 20 Ga steel 0.63" diameter x 2.93" long tray hangers on the other, holding the cap channel between the two. The tray is an 18 Ga steel tray welded to two 0.76" diameter x 37.75" long steel tubes. The tray is held to the tray hangers with two M6 x 15mm screws. The tray assembly is secured to the two sides with two M6 x 15mm screws on each side that go through the steel tubes and a 0.6" diameter insert welded to a 1.1" x 0.33" x 2.314" block which is welded to each leg. Glass boards rest in the bottom cap channel and are secured with foam adhesive and a cap channel screwed into the top of the C-frame with two M6 x 15mm screws. The frame has four 2.5" casters attached with M10 x 15mm stems.



### BOARD

The panel is double sided magnetic glass that measures 47.24"H X 35.43"H or 43.90"H X 30.55"W. Glass thickness is 0.15". Boards are made of tempered glass. Boards are available in gloss white, low-iron white, red, orange, yellow, green, blue, and navy. Visionary Glass boards are backed with 20 Ga steel to allow for rare earth magnets to attach.


### COMPLIANCE

Indoor Advantage Gold certified.

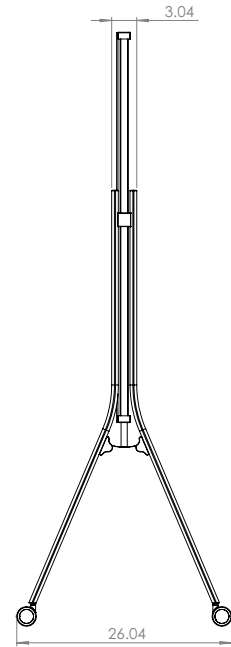
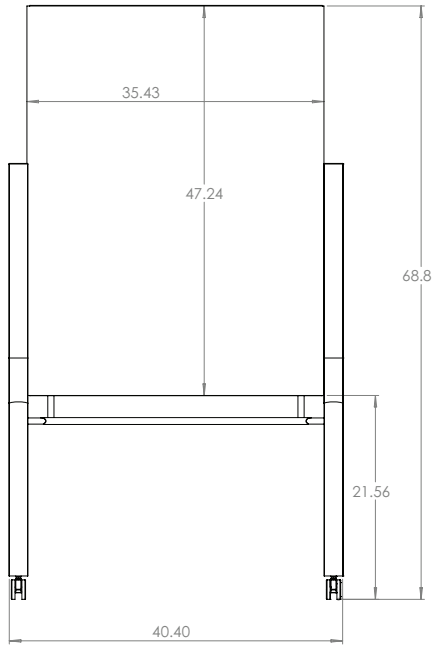
#### COLORS:



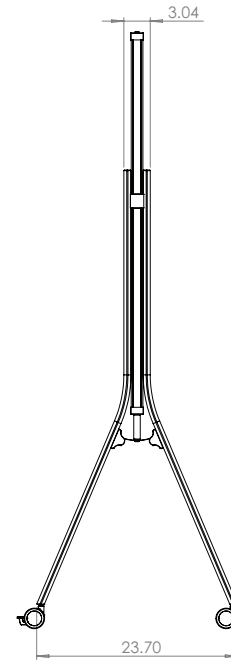
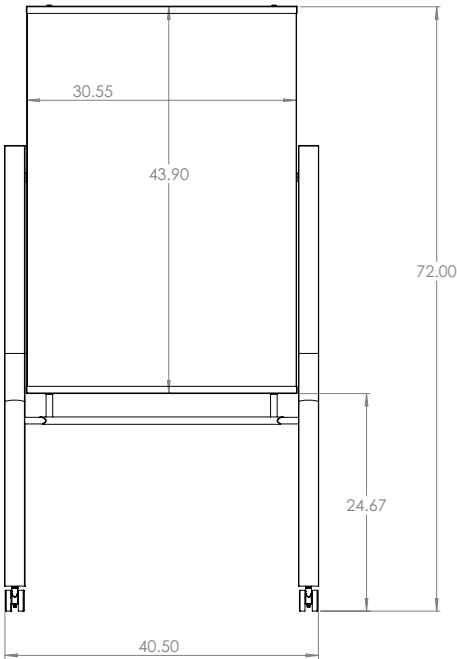
#### FRAME COLORS:



74957



74955



DIMENSIONS:

Base Model No.	Description	Surface Dimensions	Overall Dimensions
74957-WHITE	Low-Iron White Glass - White Frame	47.24"H X 35.43"W	68.8"H X 40.43"W X 26.4"D
74957-XXXX	Specify Color of Glass - White Frame	47.24"H X 35.43"W	68.8"H X 40.43"W X 26.4"D
74955	Gloss White Glass - Platinum Frame	43.90"H X 30.55"W	72"H X 40.5"W X 23.7"D



MooreCo, Inc.  
2885 Lorraine Avenue | Temple, TX 76501  
p: 800.749.2258 | f: 866.888.7483  
[www.moorecoinc.com](http://www.moorecoinc.com)