



Kite

Metal Seating Collection

Kite Metal is ideal for patient rooms and other areas where space is a premium. The lightweight, highly durable metal frame can be conveniently folded and stored on the wall when not in use.



Stance
HEALTHCARE




KT400
16" Metal Folding Chair
W 19 D 22 H 34
Seat W 16 D 16.5 H 18



KT500
18" Metal Folding Chair
W 21 D 22 H 34
Seat W 18 D 16.5 H 18



KICWB
Wall-mount Bracket
W 7.5 D 2.5 H 6





FEATURES –

- Metal frame constructed of 14 and 16-gauge material
- Contoured back and waterfall seat design provide a comfortable sit
- Chair depth when mounted to wall is 7.5"
- Available in 16" and 18" seat widths
- Available heavy duty steel bracket for secure wall mounting
- Exceeds ANSI/BIFMA X5.4-2020

OPTIONS –

- Custom finishes
- Contrasting fabrics
- Protective wall bumper on chair back
- Moisture barrier

METAL FINISHES –



45 Goodrich Drive,
Kitchener ON, N2C 0B8

T +1 877 395 2623
F +1 877 395 6270

E sales@stancehealthcare.com
[stancehealthcare.com](https://www.stancehealthcare.com)

