

FLIPSIDE MODULAR BENCHES // DESIGNED BY GEMMA BERNAL



PRODUCT FEATURES:

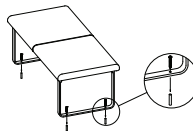
- » Two, three and four-unit combinations for stand-alone and modular configurations.
- » Units are built as modules starting with the frame size, then adding seats and tables from left-to-right as facing.
- » Seating units offered with or without backrest and are available in two styles:



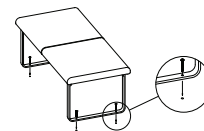
- Outside back accent offered in white oak veneer, laminate or Fenix, with solid wood accent on seat/backrest ends.
- Fully upholstered.
- » Accents on seat/backrest ends will always match outside back accent as standard.
- » Passive-flex backrest and suspension webbing in seat cushions provide continuous comfort.
- » Metal frame/leg available in standard and premium metal finishes.
- » Rear legs feature anti-tip device for added stability therefore, benches will always be directional.
- » Standard with black glides.
- » Backrest attachment will match metal frame finish as standard, unless specified otherwise.
- » Four-unit spans include center base.
- » Layout or drawing must be included for modular configurations.
- » Maximum weight capacity is 350 lbs. per seat.
- » Tamper-resistant floor mount hardware available.
- » All dimensions are nominal.



Anti-Tip Device



Floor Mount (FM01) - Concrete Application



Floor Mount (FM02) - Wood Application

STANDARD METAL FRAME FINISHES:

- » 0405 Charcoal Grey
- » 0535 Metallic Silver
- » 0630 Satin Black

PREMIUM METAL FRAME FINISHES:

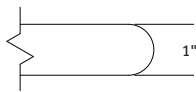
- » 0605 Matte Black
- » 0705 Matte Cotton
- » 0788 Glossy Cotton
- » 0805 Oasis
- » 0905 Mint
- » 1005 Mercury
- » 1105 Canary
- » 1205 Stone
- » 1305 Sage
- » 1405 Ice Blue
- » 1505 Clay

FLIPSIDE MODULAR BENCHES // DESIGNED BY GEMMA BERNAL


INTEGRATED TABLE (WITHIN MODULES), END AND CONNECTING TABLE SPECIFICATIONS:

- » 24" wide integrated table can be specified in any position.
- » 12" wide end table also available and is attached separately to the frame.
- » Connecting tables offered in corner, 12" wide and 24" wide models. These are ordered separately and requires in-field installation.
- » End and connecting tables cannot gang next to another table.
- » All tables available in white oak veneer, laminate, Corian and Fenix.
- » 1" top thickness with bullnose edge at front and back of table.
- » All standard and custom wood finishes available.
- » For Alabaster and Super Matte Sable Oak, premium wood finish upcharge applies. Refer to options section for pricing.
- » For custom wood finishes, please add \$472 List per color per order.
- » For custom laminates, add \$590 List per color per order. Pre-approval required, please contact client services.
- » For laminate and Fenix specifications, please note that a $\frac{1}{16}$ " black reveal will be present in front and back.
- » For non-standard Fenix or Corian colors, please contact client services for pricing.

TABLE EDGE SPECIFICATIONS:



Veneer/Corian Top



Laminate/Fenix Top

- » Table with veneer, standard wood grain laminate, solid white or solid black laminate, as well as Fenix Bianco Kos (white) and Fenix Nero Ingo (black), wood edge finish will match top finish color, unless otherwise specified.
- » For all other standard solid color laminates and Fenix options, wood edge finish must be specified.

FENIX® COLORS:

- » FJ0032 Bianco Kos
- » FJ0724 Grigio Bromo
- » FJ0725 Grigio Efeso
- » FJ0718 Grigio Londra
- » FJ0720 Nero Ingo

CORIAN® COLORS:

- » CWN Designer White
- » CLN Linen
- » CTD Witch Hazel
- » CRC Rain Cloud
- » CGQ Grey Onyx
- » CSQ Stonique

GANGING BRACKET:

- » One bracket connects two units together.
- » Not applicable for table-to-table ganging connections.
- » Field assembly required.



POWER UNITS:

- » Select models available for placement between modules as well as surface mounted on tables.
- » For table placement, please note that due to the thin top profile, electrical units will be visible from below.
- » Refer to pages 6-7 for power unit options and standard placement locations.

ORDERING REQUIREMENTS

- » Model number
- » Wood accent finish, as applicable
- » Metal frame finish
- » Upholstery selection
- » Options, as applicable

FLIPSIDE MODULAR BENCHES // DESIGNED BY GEMMA BERNAL

ORDERING INSTRUCTIONS

STEP 1: Select bench frame size as starting model number.



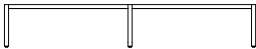
STEP 2: Build configuration with modules on next page, from left-to-right as facing. Cannot combine wood accent and fully upholstered seating models together on one frame.

24" wide integrated table can be specified in any position.

Refer to page 8 for ordering examples.

Ganging bracket connects two units together and is ordered separately. For end and connecting tables, refer to page 5.

Include layout drawing for modular configurations.


MODEL NUMBER	PRODUCT SPECIFICATIONS	LIST
7602-()-() 	Two-Unit Frame W 48 D 24 Seated Height 18 35 lbs.	845
7603-()-()-() 	Three-Unit Frame W 72 D 24 Seated Height 18 44 lbs.	998
7604-()-()-()-() 	Four-Unit Frame (includes center base) Seated Height 18 W 96 D 24 61 lbs.	1255

OPTIONS		
-PFM03	Premium Metal Finish (Two and Three-Unit Frames)	139
-PFM05	Premium Metal Finish (Four-Unit Frame)	202
-NS06	Non-Skid Glides	37
-FM01	Tamper-Resistant Concrete Floor Mount	252
-FM02	Tamper-Resistant Wood Floor Mount	252
GC11	Ganging Bracket (ordered separately)	93


FLIPSIDE MODULAR BENCHES // DESIGNED BY GEMMA BERNAL

ORDERING INSTRUCTIONS

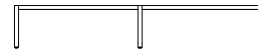
STEP 1: Select bench frame size as starting model number.



7602-()-()
Two-Unit Frame




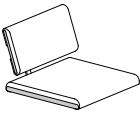


7603-()-()-()
Three-Unit Frame



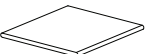
7604-()-()-()-()
Four-Unit Frame

STEP 2: Build configuration with options below, from left-to-right as facing. Cannot combine wood accent and fully upholstered seating models together on one frame.
24" wide tables can be specified in any position.

Refer to page 5 for end and connecting table options.
Refer to page 8 for ordering examples.
Include layout drawing for modular configurations.

MODEL NUMBER	PRODUCT SPECIFICATIONS	FABRIC GRADES										LEATHER	
		COM	A	1	2	3	4	5	6	7	8	L1	L2
-SW 	Seat Only, Wood Accent W 24 D 24 1 yd. 8 lbs. COL 20 sq. ft.	569	627	656	674	703	735	765	795	823	856	993	1098
-BW 	Seat with Backrest, Wood or Laminate* Accent W 24 D 25 ³ / ₄ 1 ³ / ₄ yds. 17 lbs. COL 35 sq. ft.	1042	1144	1195	1226	1277	1333	1385	1438	1487	1545	1784	1968
	Wood/Laminate												
	Fenix (-FE)	1120	1222	1273	1304	1355	1411	1463	1516	1565	1623	1862	2046
-SU 	Seat Only, Fully Upholstered W 24 D 24 1 yd. 8 lbs. COL 20 sq. ft.	507	565	594	612	641	673	703	733	761	794	931	1036
-BU 	Seat with Backrest, Fully Upholstered W 24 D 25 ³ / ₄ 1 ³ / ₄ yds. 17 lbs. COL 35 sq. ft.	912	1014	1065	1096	1147	1203	1255	1308	1357	1415	1654	1838

INTEGRATED TABLE

MODEL NUMBER	PRODUCT SPECIFICATIONS	TABLE TOP FINISH		
		VENEER OR LAMINATE	FENIX (-FE)	CORIAN (-CO)
-24T 	24" Wide Integrated Table W 24 D 24 14 lbs.	711	789	1011

OPTIONS

-PFW01	Premium Wood Finish, Wood Accent	10
-PFW04	Premium Wood Finish, Tables	40
-MB01	Moisture Barrier (seat only), per seat	63




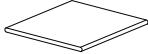
*Please note that laminate only applies to outside back. Seat/backrest ends are solid wood and will match outside back as standard.

FLIPSIDE MODULAR BENCHES // DESIGNED BY GEMMA BERNAL

ORDERING REQUIREMENTS:

- » End and connecting tables ordered separately and cannot be ganged next to another table.
- » Specify table top finish.


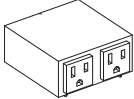
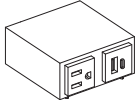
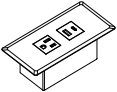
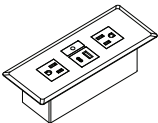
Field-installation required. Please provide layout drawings for modular configurations.

MODEL NUMBER		PRODUCT SPECIFICATIONS	TABLE TOP FINISH		
END & CONNECTING TABLES - HARDWARE INCLUDED			VENEER OR LAMINATE	FENIX (-FE)	CORIAN (-CO)
7609		12" Wide End Table W 12 D 24 12 lbs.	645	684	870
7610		Corner Connecting Table W 41 ³ / ₄ D 24 ¹ / ₂ 19 lbs.	812	968	1412
7612		12" Wide Connecting Table W 12 D 24 12 lbs.	568	607	718
7624		24" Wide Connecting Table W 24 D 24 18 lbs.	720	798	1020
OPTIONS					
-PFW04	Premium Wood Finish		40		

FLIPSIDE MODULAR BENCHES // DESIGNED BY GEMMA BERNAL

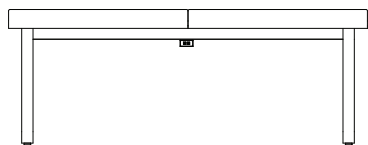
POWER UNITS:

- » Specify power unit model number after applicable bench configuration model number.
- » Frame-mounted units are attached below the metal frame and cannot be affixed where a base is positioned.
- » For table placement, please note that due to the thin top profile, electrical units will be visible from below.

MODEL NUMBER	PRODUCT SPECIFICATIONS	LIST
FRAME MOUNTED		
USB3-B (BLACK FINISH) USB3-W (WHITE FINISH) 	USB Charging Dock 3 <ul style="list-style-type: none"> » Dimensions: 2¹/₂" W x 1¹/₂" D x 3³/₄" H » Black or white finish » One (1) USB-A and one (1) USB-C charging ports with blue LED back lighting » 96" electrical cord (only length available) » UL listed 	164
MT2-B (BLACK FINISH) MT2-W (WHITE FINISH) 	Mini-Tap 2 <ul style="list-style-type: none"> » Dimensions: 3" W x 3" D x 1³/₄" H » Black or white finish » Two (2) simplex outlets » 72" electrical cord (only length available) 	336
MT3-B (BLACK FINISH) MT3-W (WHITE FINISH) 	Mini-Tap 3 <ul style="list-style-type: none"> » Dimensions: 3" W x 3" D x 1³/₄" H » Black or white finish » One (1) simplex outlet, one (1) USB-A and one (1) USB-C charging port » 72" electrical cord (only length available) » UL listed 	366
MODEL NUMBER	PRODUCT SPECIFICATIONS	LIST
TABLE MOUNTED		
PX3-B (BLACK FINISH) PX3-W (WHITE FINISH) 	Power Matrix 3 <ul style="list-style-type: none"> » Dimensions: 5⁷/₈" W x 2⁷/₈" D » Black or white finish » One (1) outlet, one (1) USB-A and one (1) USB-C charging port » 120" electrical cord (only length available) » UL listed 	472
PX4-B (BLACK FINISH) PX4-W (WHITE FINISH) 	Power Matrix 4 <ul style="list-style-type: none"> » Dimensions: 7¹/₄" W x 2⁷/₈" D » Black or white finish » Two (2) outlets, one (1) USB-A and one (1) USB-C charging port » 120" electrical cord (only length available) » UL listed 	494

FLIPSIDE MODULAR BENCHES // DESIGNED BY GEMMA BERNAL

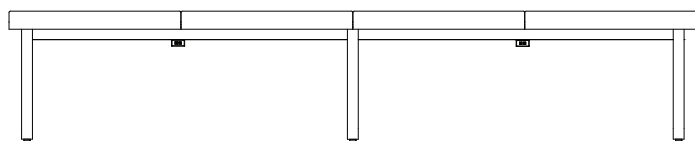
POWER UNIT STANDARD PLACEMENT (PRE-INSTALLED TO THE FRAME):



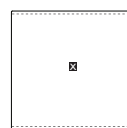
TWO-UNIT BENCHES: Center placement as standard.



THREE-UNIT BENCHES:
One Power Unit - Please specify location.
Two Power Units - Placement between modules.



FOUR-UNIT BENCHES:
One Power Unit - Please specify location.
Two Power Units - Centered between bases.



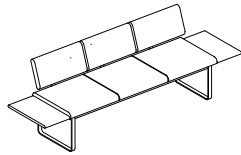
ALL TABLES: Center placement as standard.

For specific placement requirements, please contact client services for assistance.

Power units also available separately for placement anywhere along the bench frame (with the exception of where legs are positioned). Installation required. Please specify and power unit, together with mounting hardware, will ship independent of the bench.

FLIPSIDE MODULAR BENCHES // DESIGNED BY GEMMA BERNAL

CONFIGURATION EXAMPLES:

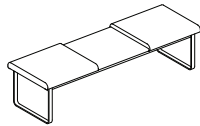


Model #
7603-BW-BW-BW

7609

Description (Left-to-Right as Facing)
Three-Unit Bench
Seats with Backrest and Wood Accents, qty. 3 (\$1,042 each)
12" End Tables, qty. 2 (\$645 each)

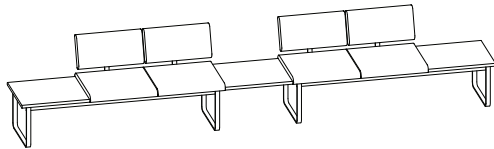
COM List
\$998
\$3,126
\$1,290
\$5,414



Model #
7603-SU-24T-SU

Description (Left-to-Right as Facing)
Three-Unit Bench
Seat Only, Fully Upholstered
24" Integrated Table
Seat Only, Fully Upholstered

COM List
\$998
\$507
\$711
\$507
\$2,723

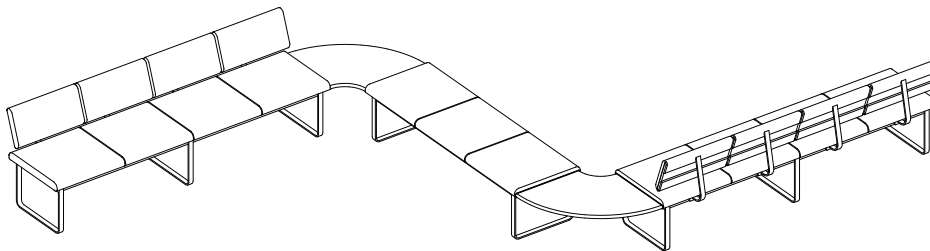


Model #
7603-24T-BW-BW

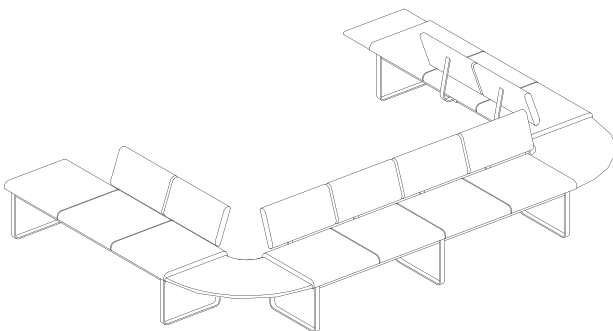
7624
7603-BW-BW-24T

Description (Left-to-Right as Facing)
Three-Unit Bench: 24" Integrated Table,
Seat with Backrest x 2, Wood Accents
24" Connecting Table
Three-Unit: Seat with Backrest x 2,
24" Table, Wood Accents

COM List
\$3,793
\$720
\$3,793
\$8,306



Qty	Model #	Description (Left-to-Right as Facing)	COM List
2	7604-BW-BW-BW-BW	Four Unit Bench: Seats with Backrest and Wood Accents (\$5,423 each)	\$10,846
1	7603-SW-SW-SW	Three Unit Bench: Seats Only with Wood Accents	\$2,705
2	7610	Corner Table (\$812 each)	<u>\$1,624</u>
5			\$15,175

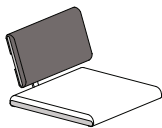


Qty	Model #	Description (Left-to-Right as Facing)	COM List
1	7603-SU-BU-BU	Three-Unit Bench: Seat Only, Seat w/Backrest, Seat w/Backrest, Fully Upholstered	\$3,329
2	7610	Corner Table (\$812 each)	\$1,624
1	7604-BU-BU-BU-BU	Four-Unit Bench: Seats with Backrest, Fully Upholstered	\$4,903
1	7603-BU-BU-SU	Three-Unit Bench: Seat w/Backrest, Seat w/Backrest, Seat Only	\$3,329
1	7609	12" Wide End Table	<u>\$645</u>
6			\$13,830

FLIPSIDE MODULAR BENCHES // DESIGNED BY GEMMA BERNAL

UPHOLSTERY COMBINATIONS:

- » When combining two COM/COV/COL fabrics, or fabrics with the same grade, add \$105 List per unit.
- » When combining three COM/COV/COL fabrics, or fabrics with the same grade, add \$135 List per unit.
- » When combining different grades of fabric, price will be based on the highest grade specified.
- » Two-tone upholstery examples and yardage requirements for the most common combinations are listed below. Additional combinations available, please contact client services for yardage requirements and pricing.
- » Note: Yardage amounts are based on fabric which is plain (i.e. non-directional) and a full 54" wide.
- » Appropriate upholstery code must be included.



Code	FB1
<u>Model</u>	<u>COM Requirement</u>
-BW	Back Cushion = $\frac{3}{4}$ yd.
-BU	Seat Cushion = 1 yd.