



# ECLIPSE WIRED



















Stackable Chair + Stool

DESIGN Angelo Pinaffo










Inspired by the 50th anniversary of the moon landing, Italian designer Angelo Pinaffo created the Eclipse Wired series. These chairs and stools have a continuous line, curved like the elliptical orbits of the spherical planets. Available in 7 inspiring colors with an optional upholstered seat. See also the Red Dot Design, ADEX Platinum, HiP Honoree & Best of NeoCon GOLD award-winning indoor Eclipse collection.

Structure: Product treated with cataphoresis & painted with matte polyester powder coat paint  
Manufactured in Italy / Assembly: Model arrives fully assembled / Ground Fixing: Free-standing  
**Freight: Included in LIST Price (no additional cost)** / GSA: Open Market

BASE MODEL	PART #	FINISH	LIST PRICE \$
<div>Stackable chair</div> <div></div> <div>Max Weight: 275 lb</div>	 649-1	Black - Pantone Black, RAL 9005	\$734
	 649-2	Anthracite - Speckled texture, RAL 7024	\$734
	 649-3	White - Pantone 705, RAL 9003	\$734
	 649-9	Sand - Pantone Warm Grey 5 C, RAL 7032	\$734
	 649-7	Light Blue - Pantone 5405, RAL 5023	\$734
	 649-4	Red - Pantone 187, RAL 3000	\$734
	 649-6	Yellow - Pantone 124, RAL 1004	\$734
<div>Stackable stool</div> <div></div> <div>Max Weight: 275 lb</div>	 648-1	Black - Pantone Black, RAL 9005	\$851
	 648-2	Anthracite - Speckled texture, RAL 7024	\$851
	 648-3	White - Pantone 705, RAL 9003	\$851
	 648-9	Sand - Pantone Warm Grey 5 C, RAL 7032	\$851
	 648-7	Light Blue - Pantone 5405, RAL 5023	\$851
	 648-4	Red - Pantone 187, RAL 3000	\$851
	 648-6	Yellow - Pantone 124, RAL 1004	\$851
Transport cart	 650C	Anthracite	\$573
<div></div> <div>Max Weight: 143.3 lb</div>			

## Additional Options

### Optional Upholstered Seat

<i>OPTION</i>	<i>PART #</i>	<i>DESCRIPTION</i>	<i>LIST PRICE \$</i>
	5US-CARBON	Optional upholstered seat with a Silvertex Carbon (black) vinyl approved for outdoor use.	\$154
	5US-STERLING	Optional upholstered seat with a Silvertex Sterling (dark grey) vinyl approved for outdoor use.	\$154
	5US-ICE	Optional upholstered seat with a Silvertex Ice (off white) vinyl approved for outdoor use.	\$154
	5US-TAUPE	Optional upholstered seat with a Silvertex Taupe (taupe) vinyl approved for outdoor use.	\$154
	5US-LAGOON	Optional upholstered seat with a Silvertex Lagoon (blue) vinyl approved for outdoor use.	\$154
	5US-IMPERIAL	Optional upholstered seat with a Silvertex Imperial (red) vinyl approved for outdoor use.	\$154
	5US-LEMONCELLO	Optional upholstered seat with a Silvertex Lemoncello (yellow) vinyl approved for outdoor use.	\$154

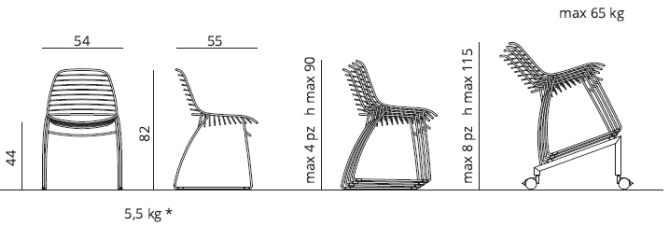


Product Assembly


OPTION	PART #	DESCRIPTION	LIST PRICE \$
Fully Assembled	-FA	Models arrive fully assembled.	\$0

Dimensions

The below dimensions were recorded by the URBANTIME® team using centimeters (cm) for distances & kilograms (kg) for product weight as the unit of measurment. Note, packaging not included.



Stackable chair / Optional stacking cart



Stackable stool

## Freight

### Freight Terms

- The dealer is responsible for all storage or holding costs associated with freight delivery. Charges are non-negotiable for any shipping costs outside of Via Seating typical shipping. Including storage or holding costs, re-delivery charges, and change of address after shipment.
- Expedited freight for overnight, second and third day delivery are not available on outdoor products
- For order quantities over 20 or for additional freight related questions, please call 1-800-433-6614.
- For total freight costs of orders to Canada, South America, Mexico, Hawaii or Alaska, please call 1-800-433-6614.

### Shipping

All URBANTIME® products ship directly from Italy to the job site on a 14 week minimum lead time.

### Freight Claims

- All URBANTIME® outdoor landscape furniture products are carefully inspected and securely packed prior to leaving the Diemmebi facility by the Diemmebi/URBANTIME® team in Italy.
- All damage claims should be filed with Via Seating within five (5) days of receiving merchandise. The customer accepts responsibility for damage including concealed damage. Before accepting a shipment from the carrier, check for visible damage. Describe the visible damage on the freight carrier's delivery receipt. If damage is concealed, contact Via Seating without delay, requesting inspection. If this inspection is not obtainable, describe the damage in writing, giving the date the damaged product was received and file a claim with Via Seating. Include pictures.
- Claims must include a Returns Material Authorization (RMA) form.
- Returns are not accepted without prior consent from Via Seating and must have a Returns Material Authorization number assigned by Via Seating.
- Authorized returns are subject to a minimum 25% restocking charge depending on circumstances.
- Shipping costs for returned merchandise are the responsibility of the customer.

### Warranty

See <https://www.viaseating.com/warranty>

## Care & Maintenance

ISO standards BS EN ISO 12944-8 set guidelines for corrosion protection of steel. In order to maintain the effectiveness of this feature, it is highly recommended to execute the following procedures during product lifetime:

### ORDINARY MAINTENANCE FOR PRODUCTS TREATED WITH HOT-DIP GALVANIZATION:

- Use low pressure cold water, at least 3 times a year.
- Use hot water (122-140° F / 50-60° C) and 3,5-4 bar pressure once a year.

The correct execution of ordinary maintenance determines the best conditions for the durability of the product and maintains the characteristics of protection of the steel intact over time. Omitting or limiting maintenance actions can accelerate product degradation.

## Treatments & Surfaces

### Hot-Dip Galvanized Steel

Amalfi, Cortina.026, Sierra.015 & Tahoe.h24 products undergo **hot-dip galvanization**, a treatment which consists of immersing the steel articles in a tank of molten zinc. The recommended temperature for the metal is 450° C. The level of the tank is adjusted daily by adding zinc and alloys with quality in compliance with UNI EN ISO 1461 and related standards. The aluminum frame and slats are coated with polyester powder paint. This guarantees excellent resistance to chemical and atmospheric agents. It is, therefore, suitable, above all, for finishing articles intended for outdoor use. The **polyester powder paints** provide excellent resistance to UV rays, atmospheric and chemical agents with high durability and no peeling. The final curing phase to ensure hardening takes place at high temperatures (around 170°).

### Cataphoretic Coating

Splash Air & Eclipse Wired products utilize cataphoresis. **Cataphoretic coating** is a process in which articles are immersed in a bath of paint diluted with water and charged by an electric current, which completely coats the surfaces. This is one of the most eco-friendly, industrial painting systems and it also maintains excellent resistance to corrosion. Polyester powder paint guarantees excellent resistance to chemical and atmospheric agents.

### Are the Products Corrosion-Resistant?

The products have obtained the corrosion resistance standards UNI EN ISO 9227:2012. The laboratory test, conducted in a neutral salt spray chamber, certifies the strength of the material and surface coatings, simulating their behavior in high-corrosion environments. Naturally, the elements must not be scratched or vandalized, otherwise the damaged areas will start rusting.

### Can you sit on the products after prolonged exposure to the sun with high temperatures?

Yes, the products are empty inside. Further, products made of aluminum allow the heat to be more dissipated. We still encourage using caution for products in direct sunlight and/or within high temperatures.

### Are Custom Colors Available?

Yes, with a minimum order quantity, surcharge and at an extended lead time. An exact RAL color and Area Manager approval is required. Please call us at 1-800-433-6614 or contact your Client Accounts Specialist for support.

## Warranty (pg 1 of 2)

All URBANTIME® outdoor collections follow the Minimum Environmental Criteria (MEC), which is a eco-compatible design approach that establishes environmental requirements for designing furniture through its entire lifecycle. This includes screening all the furniture components & materials to prevent the use of harmful substances and creation of any harmful emissions (such as VOCs). It also ensures the product complies with the most recent UNI standards relating to durability, size, safety and robustness. These products are then further screened in the U.S. by Via Seating's Studio V » team to the ANSI/BIFMA e3-2019 Annex B- List of Chemicals of Concern and the California Proposition 65 List.

All URBANTIME® outdoor collections are tested by CATAS, an independent 3rd party testing lab in Italy, accredited by the Italian Accreditation Body, Accredia. Each outdoor furniture piece is certified for resistance to rust formation & are tested to withstand intensive cycles of salt spray. These products are then further tested in the U.S. annually by a 3rd party team of chemists & globally-recognized ISO 17025 accredited lab. They are rigorously tested for conformance to ANSI/BIFMA e3 standard credits 7.6.1, 7.6.2 and/or credit 7.6.3 as well as conformance to low-emitting materials.

Via Seating warrants to the initial purchaser, our products will be free from defects in material and craftsmanship for the extent of the applicable warranty period beginning from the date of the original sale.

Products covered by this warranty that were determined to be a result of a defect in material or craftsmanship will at Via Seating's discretion be repaired or replaced with a comparable product free of charge. Via will cover the labor costs of said repair with pre-approval. Repair or replacement of any defective part is the customer's exclusive remedy for any and all product defects.

The user shall be responsible for all maintenance service, which includes but not limited to: lubricating and cleaning of the product, assembly, adjustment, checking all screws every six months to ensure tightness and performing operation checks. This warranty applies to all Via Seating products manufactured after January 1, 2021 and shipped to the Contiguous US, Alaska, and Hawaii. There are no other warranties, expressed or implied, other than those specifically described here.

### Warranty Periods

#### FIVE (5) YEAR WARRANTY COVERAGE

Amalfi.015, Cortina.026, Eclipse Wired, Libra Wired, Moon Tables, Sempreverde.040, Sierra.015, Splash Air & Tahoe. h24: covered for use within 75 miles of salt water and in full sunlight).

Via Seating reserves the right to make changes in design/construction and to discontinue products without prior

## Warranty (pg 2 of 2)

### Warranty Exceptions

(ie. not covered under warranty)

- Graded-In, COM/COL textiles.
- Color-fastness or matching of colors patterns or dye lot, including; minor variations, color matches to swatches used for specification purposes and/or prior purchases.
- Products specified outside of those shown in the Via Seating price list.
- Products with unauthorized repair or alteration.
- Products not used, maintained or installed in accordance with Via Seating's applicable guidelines.
- Products exposed to conditions deemed extreme (i.e. environments other than "normal commercial, indoor office" spaces) and damage from sunlight and UV rays.
- Products purchased "as is" or second hand/refurbished products.
- Products sold by unauthorized dealers.
- Variations of leather; dye lots, environment marks, scars, bites, rubs, wrinkles, stretch marks, pattern markings and minor irregularities in color, surface, grain & texture.
- Samples, floor/showroom samples, road samples.
- Damage caused by the carrier in-transit, which will be handled as a separate claim against the carrier.
- Damage caused by staining, sharp objects, imprinting from instruments and water damage.

### Claim Process

In order to process your warranty claim accurately and efficiently please enter your warranty claim through our website at: <https://viaseating.com/warranty/>

### Changes to This Policy

We may revise and update this policy from time to time at our sole discretion. All changes are effective immediately when we post them. If changes are material to this policy, we will make every effort to notify you before these amendments enter into force. Your continued use of the Via Seating Services means you accept and agree to any modifications to this policy.

### Contact Us

For any questions, please contact us at <https://viaseating.com/contact-us/>

Direct URL: [www.viaseating.com/warranty](http://www.viaseating.com/warranty)





## Installation Guidelines

### Fixing & Safety

#### Is material for the installation supplied?

No, any fixing to the ground is the installer's responsibility.

### Structural Tests

The seats have passed the structural tests designed for the benches with ground fixing (table 2 of the UNI 11306:2009 standard and table 1 of the EN 12727:2000 standard, 4th level). Tests available upon request.

#### Can the benches be installed in environments with extreme hot or cold temperatures?

Yes, the products have passed the heat and humidity cycle tests in the 'PTP 45' climatic chamber. You can request the test from Via Seating.

### Benches Not Fixed to the Ground

Structural tests have assumed products will be fixed to the ground to ensure safety in all environments. The use of the products without fixing them to a solid ground surface remains at the discretion and responsibility of the client.

### Products Requiring Assembly

See website or QR code next to each applicable model within this price book for detailed assembly directions on products requiring some assembly.

### Ground Installation

It is the responsibility of the qualified installer to verify the particularities of the pavement and to choose the most suitable fixing methods. Via Inc. suggests the following procedure as an installation example only and declines any liability in case of damage to the products or to any underground utilities.

1. When you receive the goods and remove the packaging, taking care not to damage the finishes.
2. Place the product in the desired position and mark the positions of the holes.
3. Move the element and drill the pavement in the marked positions.
4. We recommend the use of wall plugs for M8 screws in case of installation on a hard surface.
5. In the absence of pavement, we recommend the construction of plinths provided with M8 anchor bolts.
6. Use stainless wall plugs if the bench is installed outdoors.
7. Proceed with tightening the screws.

### Connection of Seating Product Not Fixed to the Pavement

For use in non-urban environments, linking plates are available to join the benches without fixing them to the ground. However, this type of installation is only recommended for select models connected by collection specific brackets. See options by applicable product in the pricing pages above.

## Contacts & Useful Links

Outdoor Product Expert: Nora Fenlon, CCO, [nora@viaseating.com](mailto:nora@viaseating.com)

Find Your Rep: <https://viaseating.com/representatives/>

Explore Outdoor: <https://viaseating.com/outdoor/>

Contact Us: <https://viaseating.com/contact-us>

# Freight

## Freight Terms

- The dealer is responsible for all storage or holding costs associated with freight delivery. Charges are non-negotiable for any shipping costs outside of Via Seating typical shipping. Including storage or holding costs, re-delivery charges, and change of address after shipment.
- Expedited freight for overnight, second and third day delivery are not available on outdoor products
- For order quantities over 20 or for additional freight related questions, please call 1-800-433-6614.
- For total freight costs of orders to Canada, South America, Mexico, Hawaii or Alaska, please call 1-800-433-6614.

## Shipping

All URBANTIME® products ship directly from Italy to the job site on a 14 week minimum lead time.

## Freight Claims

- All URBANTIME® outdoor landscape furniture products are carefully inspected and securely packed prior to leaving the Diemmebi facility by the Diemmebi/URBANTIME® team in Italy.
- All damage claims should be filed with Via Seating within five (5) days of receiving merchandise. The customer accepts responsibility for damage including concealed damage. Before accepting a shipment from the carrier, check for visible damage. Describe the visible damage on the freight carrier's delivery receipt. If damage is concealed, contact Via Seating without delay, requesting inspection. If this inspection is not obtainable, describe the damage in writing, giving the date the damaged product was received and file a claim with Via Seating. Include pictures.
- Claims must include a Returns Material Authorization (RMA) form.
- Returns are not accepted without prior consent from Via Seating and must have a Returns Material Authorization number assigned by Via Seating.
- Authorized returns are subject to a minimum 25% restocking charge depending on circumstances.
- Shipping costs for returned merchandise are the responsibility of the customer.

## Warranty

See <https://www.viaseating.com/warranty>

## Care & Maintenance

ISO standards BS EN ISO 12944-8 set guidelines for corrosion protection of steel. In order to maintain the effectiveness of this feature, it is highly recommended to execute the following procedures during product lifetime:

### ORDINARY MAINTENANCE FOR PRODUCTS TREATED WITH HOT-DIP GALVANIZATION:

- Use low pressure cold water, at least 3 times a year.
- Use hot water (122-140° F / 50-60° C) and 3,5-4 bar pressure once a year.

The correct execution of ordinary maintenance determines the best conditions for the durability of the product and maintains the characteristics of protection of the steel intact over time. Omitting or limiting maintenance actions can accelerate product degradation.

## Treatments & Surfaces

### Hot-Dip Galvanized Steel

Amalfi, Cortina.026, Sierra.015 & Tahoe.h24 products undergo **hot-dip galvanization**, a treatment which consists of immersing the steel articles in a tank of molten zinc. The recommended temperature for the metal is 450° C. The level of the tank is adjusted daily by adding zinc and alloys with quality in compliance with UNI EN ISO 1461 and related standards. The aluminum frame and slats are coated with polyester powder paint. This guarantees excellent resistance to chemical and atmospheric agents. It is, therefore, suitable, above all, for finishing articles intended for outdoor use. The **polyester powder paints** provide excellent resistance to UV rays, atmospheric and chemical agents with high durability and no peeling. The final curing phase to ensure hardening takes place at high temperatures (around 170°).

### Cataphoretic Coating

Splash Air & Eclipse Wired products utilize cataphoresis. **Cataphoretic coating** is a process in which articles are immersed in a bath of paint diluted with water and charged by an electric current, which completely coats the surfaces. This is one of the most eco-friendly, industrial painting systems and it also maintains excellent resistance to corrosion. Polyester powder paint guarantees excellent resistance to chemical and atmospheric agents.

### Are the Products Corrosion-Resistant?

The products have obtained the corrosion resistance standards UNI EN ISO 9227:2012. The laboratory test, conducted in a neutral salt spray chamber, certifies the strength of the material and surface coatings, simulating their behavior in high-corrosion environments. Naturally, the elements must not be scratched or vandalized, otherwise the damaged areas will start rusting.

### Can you sit on the products after prolonged exposure to the sun with high temperatures?

Yes, the products are empty inside. Further, products made of aluminum allow the heat to be more dissipated. We still encourage using caution for products in direct sunlight and/or within high temperatures.

### Are Custom Colors Available?

Yes, with a minimum order quantity, surcharge and at an extended lead time. An exact RAL color and Area Manager approval is required. Please call us at 1-800-433-6614 or contact your Client Accounts Specialist for support.

## Warranty (pg 1 of 2)

All URBANTIME® outdoor collections follow the Minimum Environmental Criteria (MEC), which is a eco-compatible design approach that establishes environmental requirements for designing furniture through its entire lifecycle. This includes screening all the furniture components & materials to prevent the use of harmful substances and creation of any harmful emissions (such as VOCs). It also ensures the product complies with the most recent UNI standards relating to durability, size, safety and robustness. These products are then further screened in the U.S. by Via Seating's Studio V » team to the ANSI/BIFMA e3-2019 Annex B- List of Chemicals of Concern and the California Proposition 65 List.

All URBANTIME® outdoor collections are tested by CATAS, an independent 3rd party testing lab in Italy, accredited by the Italian Accreditation Body, Accredia. Each outdoor furniture piece is certified for resistance to rust formation & are tested to withstand intensive cycles of salt spray. These products are then further tested in the U.S. annually by a 3rd party team of chemists & globally-recognized ISO 17025 accredited lab. They are rigorously tested for conformance to ANSI/BIFMA e3 standard credits 7.6.1, 7.6.2 and/or credit 7.6.3 as well as conformance to low-emitting materials.

Via Seating warrants to the initial purchaser, our products will be free from defects in material and craftsmanship for the extent of the applicable warranty period beginning from the date of the original sale.

Products covered by this warranty that were determined to be a result of a defect in material or craftsmanship will at Via Seating's discretion be repaired or replaced with a comparable product free of charge. Via will cover the labor costs of said repair with pre-approval. Repair or replacement of any defective part is the customer's exclusive remedy for any and all product defects.

The user shall be responsible for all maintenance service, which includes but not limited to: lubricating and cleaning of the product, assembly, adjustment, checking all screws every six months to ensure tightness and performing operation checks. This warranty applies to all Via Seating products manufactured after January 1, 2021 and shipped to the Contiguous US, Alaska, and Hawaii. There are no other warranties, expressed or implied, other than those specifically described here.

### Warranty Periods

#### FIVE (5) YEAR WARRANTY COVERAGE

Amalfi.015, Cortina.026, Eclipse Wired, Libra Wired, Moon Tables, Sempreverde.040, Sierra.015, Splash Air & Tahoe. h24: covered for use within 75 miles of salt water and in full sunlight).

Via Seating reserves the right to make changes in design/construction and to discontinue products without prior



## Warranty (pg 2 of 2)

### Warranty Exceptions

(ie. not covered under warranty)

- Graded-In, COM/COL textiles.
- Color-fastness or matching of colors patterns or dye lot, including; minor variations, color matches to swatches used for specification purposes and/or prior purchases.
- Products specified outside of those shown in the Via Seating price list.
- Products with unauthorized repair or alteration.
- Products not used, maintained or installed in accordance with Via Seating's applicable guidelines.
- Products exposed to conditions deemed extreme (i.e. environments other than "normal commercial, indoor office" spaces) and damage from sunlight and UV rays.
- Products purchased "as is" or second hand/refurbished products.
- Products sold by unauthorized dealers.
- Variations of leather; dye lots, environment marks, scars, bites, rubs, wrinkles, stretch marks, pattern markings and minor irregularities in color, surface, grain & texture.
- Samples, floor/showroom samples, road samples.
- Damage caused by the carrier in-transit, which will be handled as a separate claim against the carrier.
- Damage caused by staining, sharp objects, imprinting from instruments and water damage.

### Claim Process

In order to process your warranty claim accurately and efficiently please enter your warranty claim through our website at: <https://viaseating.com/warranty/>

### Changes to This Policy

We may revise and update this policy from time to time at our sole discretion. All changes are effective immediately when we post them. If changes are material to this policy, we will make every effort to notify you before these amendments enter into force. Your continued use of the Via Seating Services means you accept and agree to any modifications to this policy.

### Contact Us

For any questions, please contact us at <https://viaseating.com/contact-us/>

Direct URL: [www.viaseating.com/warranty](http://www.viaseating.com/warranty)



## Installation Guidelines

### Fixing & Safety

#### Is material for the installation supplied?

No, any fixing to the ground is the installer's responsibility.

### Structural Tests

The seats have passed the structural tests designed for the benches with ground fixing (table 2 of the UNI 11306:2009 standard and table 1 of the EN 12727:2000 standard, 4th level). Tests available upon request.

#### Can the benches be installed in environments with extreme hot or cold temperatures?

Yes, the products have passed the heat and humidity cycle tests in the 'PTP 45' climatic chamber. You can request the test from Via Seating.

### Benches Not Fixed to the Ground

Structural tests have assumed products will be fixed to the ground to ensure safety in all environments. The use of the products without fixing them to a solid ground surface remains at the discretion and responsibility of the client.

### Products Requiring Assembly

See website or QR code next to each applicable model within this price book for detailed assembly directions on products requiring some assembly.

### Ground Installation

It is the responsibility of the qualified installer to verify the particularities of the pavement and to choose the most suitable fixing methods. Via Inc. suggests the following procedure as an installation example only and declines any liability in case of damage to the products or to any underground utilities.

1. When you receive the goods and remove the packaging, taking care not to damage the finishes.
2. Place the product in the desired position and mark the positions of the holes.
3. Move the element and drill the pavement in the marked positions.
4. We recommend the use of wall plugs for M8 screws in case of installation on a hard surface.
5. In the absence of pavement, we recommend the construction of plinths provided with M8 anchor bolts.
6. Use stainless wall plugs if the bench is installed outdoors.
7. Proceed with tightening the screws.

### Connection of Seating Product Not Fixed to the Pavement

For use in non-urban environments, linking plates are available to join the benches without fixing them to the ground. However, this type of installation is only recommended for select models connected by collection specific brackets. See options by applicable product in the pricing pages above.

## Contacts & Useful Links

Outdoor Product Expert: Nora Fenlon, CCO, [nora@viaseating.com](mailto:nora@viaseating.com)

Find Your Rep: <https://viaseating.com/representatives/>

Explore Outdoor: <https://viaseating.com/outdoor/>

Contact Us: <https://viaseating.com/contact-us>