

CIELO® OCCASIONAL TABLES | Designed by Chris Panichella



SPECIFICATIONS:

- Round and square top shapes.
- Pull-up table also available.
- Occasional tables offered with laminate, solid surface and glass top surface options.
- Pull-up table available in laminate and solid surface only.
- For standard wood grain laminate or solid black laminate tops, edge will match unless specified otherwise.
- For all other solid laminates, edge will be exposed plywood substrate with clear coat finish.
- Please note that for edge matching on custom laminates (wood grain or otherwise), a \$531 List upcharge will apply.
- Solid surface available in white only.
- Glass tops are back-painted white as standard and may be used as a writable surface with dry-erase markers.
- Back-painted glass and solid surface tops feature exposed plywood substrate edge with clear coat finish.
- Laminate available in all standard colors.
- For custom laminate options, add \$649 List per color per order. Pre-approval required, please contact client services.
- Laminate tops are ¾" thick, solid surface tops are ½" thick and back-painted glass tops are ¼" thick.
- Metal base available in standard and premium finishes. See below for options.
- For custom metal finish colors, please contact client services for pricing.
- All dimensions are nominal.
- Refer to terms and conditions for general information regarding finishes, warranty, freight, complete condition of sales and more.

STANDARD METAL BASE FINISH COLORS:

- 0405 Charcoal Grey
- 0535 Metallic Silver
- 0199 Chrome
- 0630 Satin Black





PREMIUM METAL BASE FINISH COLORS:

- 0605 Matte Black
- 0705 Matte Cotton
- 0788 Glossy Cotton
- 0805 Oasis
- 0905 Mint
- 1005 Mercury
- 1105 Canary
- 1205 Stone
- 1305 Sage
- 1405 Ice Blue
- 1505 Clay

CIELO® OCCASIONAL TABLES | Designed by Chris Panichella

ORDERING REQUIREMENTS:


- Model number
- Top surface material
- Top finish, as applicable
- Base finish
- Options, as applicable

	MODEL	DIMENSIONS	LAMINATE TOP (-L)	SOLID SURFACE TOP (-SF)	BACK-PAINTED GLASS TOP (-GL)	WEIGHT
	 Round Table					
	8060-1818-()	18" Dia. x 18" H	1207	1381	1290	11 lbs.
	8060-2218-()	22" Dia. x 18" H	1274	1580	1382	13 lbs.
	 Square Table					
	8065-181818-()	18" W x 18" D x 18" H	1162	1336	1248	13 lbs.
	8065-222218-()	22" W x 22" D x 18" H	1199	1505	1307	15 lbs.

OPTIONS

-PFM02	Premium Metal Base Finish	\$101
-NS04	Non-Skid Glides	\$26

Note: Round solid surface and glass tops may vary slightly in size from the dimensions listed above. Please contact client services if exact dimensions are required.



 = Available on quick-ship program (laminates and glass tops with 0535 Metallic Silver or 0199 Chrome base finishes only).

All shipments for this series will be blanket-wrapped as standard. For customers located in Territory 1 who require cartoning, a 5% upcharge will be added to each product. Please contact client services for additional information.

CIELO® PULL-UP TABLE | Designed by Chris Panichella

ORDERING REQUIREMENTS:

- Model number
- Top surface material
- Top finish, as applicable
- Base finish
- Options, as applicable

MODEL	DESCRIPTION	LAMINATE TOP (-L)	SOLID SURFACE TOP (-SF)	WEIGHT
8055-() 	 Free-Standing Pull-Up Table 18" W x 14" D x 26.5" H	1049	1195	16 lbs.

OPTIONS

-PFM02 Premium Metal Base Finish \$101

 = Available on quick-ship program (laminate tops with 0535 Metallic Silver or 0199 Chrome base finishes only).