

DAVIS®

Soft Price List

Designed by jehs+laub
Effective January 1, 2025



SOFT Lounge Series

Specifications 2
Images 3

PLASTIC BASE

Soft 1000..... 4
Soft 1010..... 4

UPHOLSTERED BASE

Soft 2000 5
Soft 2010 5

SOFT PRIVACY

PLASTIC BASE

Soft 3000 6
Soft 3010 6

UPHOLSTERED BASE

Soft 4000 7
Soft 4010..... 7



FEATURES

Base

- **Stationary Base** – supported by five polyamide glides
 - **Swivel Base** – memory return steel circle cut base with five plastic glides
-

Bottom Shell

Glossy White and Upholstered - ABS Plastic

Frame

Insert and bottom shell are supported by tab constructed plywood frame.

Shells

The upholstered seat and back is constructed of molded flexible polyurethane foam glued into an ABS insert shell, which is supported by the tab constructed plywood frame.

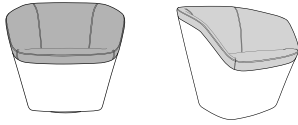


PLASTIC BASE

SOFT Lounge Series

Example: item number **Soft 1000** = **Soft 1000**

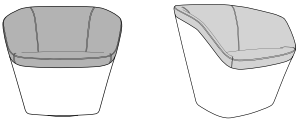
Item	Description	Dimensions	w	inches d	h	Yardage / Square Feet	Shipping Weight
Soft 1000	Upholstered Seat & Back Plastic Shell Stationary Base	Outside Inside Seat	32 1/4 21 1/2	28 3/8 20 3/8	29 5/8 14 1/4 17 1/4	2 1/2 yds. / 45 sq. ft.	76 lbs.



List Price
Grades
COM/COL

COM/COL	A	B	C	D	E	F	G	H	I	J	K	L
3864	3930	3996	4062	4128	4194	4260	4326	4392	4458	4524	4590	4656

Item	Description	Dimensions	w	inches d	h	Yardage / Square Feet	Shipping Weight
Soft 1010	Upholstered Seat & Back Plastic Shell Memory Return Swivel Base	Outside Inside Seat	32 1/4 21 1/2	28 3/8 20 3/8	29 5/8 14 1/4 17 1/4	2 1/2 yds. / 45 sq. ft.	119 lbs.



List Price
Grades
COM/COL

COM/COL	A	B	C	D	E	F	G	H	I	J	K	L
5264	5330	5396	5462	5528	5594	5660	5726	5792	5858	5924	5990	6056



Required to Specify

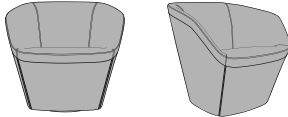
Fabrics or Leather : Ensure graded in material or COM/COL is approved for use on Soft by contacting Davis

UPHOLSTERED BASE

SOFT Lounge Series

Example: item number Soft 2000 = Soft 2000

Item	Description	Dimensions	w	inches d	h	Yardage / Square Feet	Shipping Weight					
Soft 2000	Upholstered Seat & Back	Outside	32 1/4	28 3/8	29 5/8	4 1/4 yds. / 76 1/2 sq. ft. - Total Unit	76 lbs.					
	Upholstered Shell	Inside	21 1/2	20 3/8	14 1/4	2 1/2 yds. / 45 sq. ft. - Seat & Back						
	Stationary Base	Seat			17 1/4	2 1/4 yds. / 40 1/2 sq. ft. - Shell						
<div></div> <div>List Price Grades</div>												
COM/COL	A	B	C	D	E	F	G	H	I	J	K	L
4432	4556	4680	4804	4928	5052	5176	5300	5424	5548	5672	5796	5920

Item	Description	Dimensions	w	inches d	h	Yardage / Square Feet	Shipping Weight					
Soft 2010	Upholstered Seat & Back	Outside	32 1/4	28 3/8	29 5/8	4 1/4 yds. / 76 1/2 sq. ft. - Total Unit	119 lbs.					
	Upholstered Shell	Inside	21 1/2	20 3/8	14 1/4	2 1/2 yds. / 45 sq. ft. - Seat & Back						
	Memory Return Swivel Base	Seat			17 1/4	2 1/4 yds. / 40 1/2 sq. ft. - Shell						
<div></div>												
List Price												
Grades												
COM/COL	A	B	C	D	E	F	G	H	I	J	K	L
5833	5957	6081	6205	6329	6453	6577	6701	6825	6949	7073	7197	7321

Required to Specify

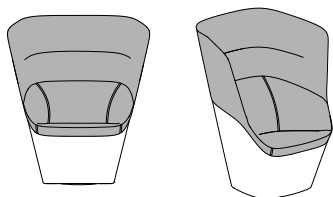
Fabrics or Leather : Ensure graded in material or COM/COL is approved for use on Soft by contacting Davis

PLASTIC BASE

SOFT Series

Example: item number **Soft 3000** = **Soft 3000**

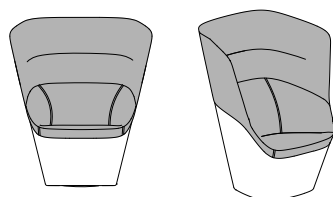
Item	Description	Dimensions	w	inches d	h	Yardage / Square Feet	Shipping Weight
Soft 3000	Upholstered Privacy Enclosure Upholstered Interior Plastic Shell Stationary Base	Outside Inside Seat	38 ³ / ₄ 21 ¹ / ₂	32 20 ³ / ₈	51 ³ / ₈ 32 17 ¹ / ₄	4 ¹ / ₂ yds. / 81 sq. ft.	87 lbs.



List Price
Grades

COM/COL	A	B	C	D	E	F	G	H	I	J	K	L
5354	5470	5586	5702	5818	5934	6050	6166	6282	6398	6514	6630	6746

Item	Description	Dimensions	w	inches d	h	Yardage / Square Feet	Shipping Weight
Soft 3010	Upholstered Privacy Enclosure Upholstered Interior Plastic Shell Memory Return Swivel Base	Outside Inside Seat	38 ³ / ₄ 21 ¹ / ₂	32 20 ³ / ₈	51 ³ / ₈ 32 17 ¹ / ₄	4 ¹ / ₂ yds. / 81 sq. ft.	139 lbs.



List Price
Grades

COM/COL	A	B	C	D	E	F	G	H	I	J	K	L
6154	6270	6386	6502	6618	6734	6850	6966	7082	7198	7314	7430	7546

Required to Specify

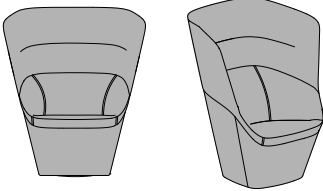
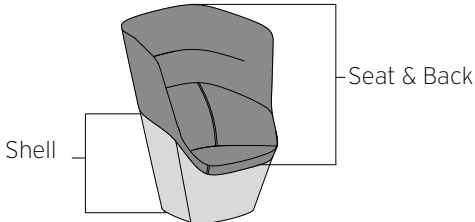
Fabrics or Leather : Ensure graded in material or COM/COL is approved for use on Soft Privacy by contacting Davis

UPHOLSTERED BASE

SOFT Series

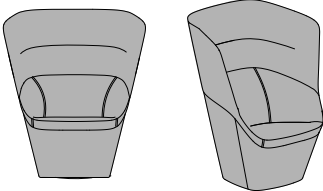
Example: item number **Soft 4000** = **Soft 4000**

Item	Description	Dimensions	w	inches d	h	Yardage / Square Feet	Shipping Weight
Soft 4000	Fully Upholstered Stationary Base	Outside	38 ³ / ₄	32	51 ³ / ₈	6 ¹ / ₄ yds. / 112 ¹ / ₂ sq. ft. - Total Unit	87 lbs.
		Inside	21 ¹ / ₂	20 ³ / ₈	32	4 ¹ / ₂ yds. / 81 sq. ft. - Seat & Back	
		Seat			17 ¹ / ₄	2 ¹ / ₄ yds. / 40 ¹ / ₂ sq. ft. - Shell	

List Price Grades COM/COL	A	B	C	D	E	F	G	H	I	J	K	L
5520	5673	5826	5979	6132	6285	6438	6591	6744	6897	7050	7203	7356

Item	Description	Dimensions	w	inches d	h	Yardage / Square Feet	Shipping Weight
Soft 4010	Fully Upholstered Memory Return Swivel Base	Outside	38 ³ / ₄	32	51 ³ / ₈	6 ¹ / ₄ yds. / 112 ¹ / ₂ sq. ft. - Total Unit	139 lbs.
		Inside	21 ¹ / ₂	20 ³ / ₈	32	4 ¹ / ₂ yds. / 81 sq. ft. - Seat & Back	
		Seat			17 ¹ / ₄	2 ¹ / ₄ yds. / 40 ¹ / ₂ sq. ft. - Shell	



List Price Grades COM/COL	A	B	C	D	E	F	G	H	I	J	K	L
6322	6475	6628	6781	6934	7087	7240	7393	7546	7699	7852	8005	8158

Required to Specify

Fabrics or Leather : Ensure graded in material or COM/COL is approved for use on Soft Privacy by contacting Davis