



Onda

design by Studio V


Ergonomic task chairs & stools,
sit-to-stand, conference, management



Features

- Chair, Tall or Extra-Tall Stool & True sit-to-stand chair with telescoping gas lift with a mesh or upholstered seat & mesh back
- Control Mechanisms: quick adjust advanced synchro with optional forward tilt + seat depth adjustment or body balance
- Via Seating’s comfort foam: a proprietary blend of high-density, injection-molded, closed-cell, cold-cured comfort foam
- Design for the Environment (DfE): screened to the ANSI/BIFMA e3-2019 Annex B-List of Chemicals of Concern & CA Prop 65 List
- Sustainability: BIFMA LEVEL 2 certified & CLEAN AIR GOLD certified/certified low emitting
- Specify On: Spec It, CET, GSA (contract #GS-28F-005CA), CI Library, Project Spec, Hedberg, Cynclly (“CAP, GIZA, Worksheet”), MRL & KITS Collaborator


Statement of Line



Mid mesh back
with mesh seat
#201




High mesh back
with mesh seat
#203



Mid mesh back
with upholstered
seat #205



High mesh back
with upholstered
seat #207



Mesh back with
mesh seat stool
#201S



Sit-to-stand stool
with upholstered
seat #205T

Tariff Surcharge Notice: All Commercial POs received on or after April 1st, 2025 must apply a +3% NET surcharge to the order. See more at viseating.com/news/tariff-surcharge-march-2025/



Onda

Mesh back chairs & stool options #201, #201S & #203
GSA SIN# 33721










1. Starting Model

Part #	Price	Description
CHAIRS:		
201	+\$1189	Mid mesh back, mesh seat
203	+\$1257	High mesh back, mesh seat
STOOLS:		
201S	+\$1497	Stool, mesh seat

2. Frame Color




Part #	Price	Description
OB	+\$0	Standard black
OG	+\$106	Light grey

3. Control Mechanism

Part #	Price	Description
CHAIRS:		
74C	+0	Auto-adjust body balance 
67C-SS	+\$134	Quick adjust advanced synchro & seat depth 
67C-SS-FT	+\$192	Quick adjust advanced synchro, seat depth & forward tilt 
STOOLS:		
35C-11DRB	+\$0	Tall stool with a height adjustable black foot ring (7.5" travel) ¹ 
35C-11XDRB	+\$0	Extra-tall stool with a height adjustable black foot ring (10.25" travel) ¹ 
35C-11DRC	+\$0	Tall stool with a height adjustable chrome foot ring (7.5" travel) ¹ 
35C-11XDRC	+\$0	Extra-tall stool with a height adjustable chrome foot ring (10.25" travel) ¹ 

Note 1: #11DR & #11XDR stool kits are only available on #201S.





4. Optional Arm

Part #	Price	Description
0A	+\$0	Standard armless 
ONA1	+\$78	6D black height adjustable arms with pivoting armrests ² 
ONA2	+\$78	6D grey height adjustable arms with pivoting armrests ³ 

Note 2: #ONA1 is only available on frame #OB.

Note 3: #ONA2 is only available on frame #OG.

5. Base

Part #	Price	Description
18BB	+\$0	Standard black nylon low-profile 5-star swivel base 
27BB	+\$72	Black dipped nylon high-profile 5-star swivel base ⁴ 
27GB	+\$72	Grey dipped nylon high-profile 5-star swivel base ⁵ 
18PB	+\$161	Polished aluminum low-profile 5-star swivel base 

Note 4: #27BB is available on frame #OB & does not work with #35C.

Note 5: #27GB is available on frame #OG & does not work with #35C.

Onda

Mesh back chairs & stool options #201, #201S & #203
GSA SIN# 33721



5a. Casters or Glides

Part #	Price	Description	
16HP	+\$0	Standard black carpet casters for low-profile bases ⁵	
16SCG	+\$41	Grey-black all floor casters for low-profile bases ⁵	
16GL	+\$41	Black all floor glides for low-profile bases ⁶	
16OB	+\$0	Standard black open-design, reverse-locking, weight-activated safety all floor casters for high-profile bases ⁷	
16OG	+\$0	Standard grey open-design, reverse-locking, weight-activated safety all floor casters for high-profile bases ⁸	

Note 6: #16HP, #16SCG & #16GL are available on bases #18BB & #18PB.

Note 7: #16OB are available on base #27BB.


Note 8: #16OG are available on base #27GB.

5b. Optional Safety Brake

Part #	Price	Description
SL1	+\$41	Reverse-locking, weight-activated, safety brake feature ⁹

Note 9: #SL1 is available on casters #16HP & #16SCG.

6. Optional Adjustable Lumbar

Part #	Price	Description	
NOLUM	+\$0	No lumbar	
OLUM1	+\$0	Black adjustable lumbar support ¹⁰	
OLUM2	+\$0	Light grey adjustable lumbar support ¹¹	

Note 10: #OLUM1 is available on frame #OB.

Note 11: #OLUM2 is available on frame #OB.

7. Mesh

Part #	Price	Description
01O	+\$0	Standard black
02O	+\$0	Nickel
03O	+\$0	Silver
13O	+\$193	Black copper
11O	+\$193	Natural striped copper

8. Packaging

Part #	Price	Description
9FA	+\$0	Ships 95% assembled
FA	+\$101	Ships fully assembled in the box

Build Model String

1 2 3 4 5 5A 5B 6 7 8

Example:

201-OB-67C-SS-0A-18BB-16HP-SL1-OLUM1-01O-9FA



Quoting is easiest with Via's online quote software that renders & prices your model in real time. Scan the QR code or visit <https://viaseating.com/spec-it/#/onda>

Onda

Upholstered back chairs & sit-to-stand #205, #205T & #207
GSA SIN# 33721






1. Starting Model

Part #	Price	Description
CHAIRS:		
205	+\$1288	Mid mesh back, upholstered seat
207	+\$1354	High mesh back, upholstered seat
SIT TO STAND STOOLS:		
205T	+\$1686	Sit-to-stand stool, upholstered seat

2. Frame Color




Part #	Price	Description
OB	+\$0	Standard black
OG	+\$106	Light grey

3. Control Mechanism

Part #	Price	Description
CHAIRS:		
67C-SS	+\$0	Quick adjust advanced synchro & seat depth 
67C-SS-FT	+\$58	Quick adjust advanced synchro, seat depth & forward tilt 
SIT TO STAND STOOLS:		
67CLSFT-11TDR	+\$0	Quick adjust advanced synchro with limited seat depth & forward tilt for stools (7.25" travel) ¹ 

Note 1: #67C-LS-FT-11TDR is only available on #205.

4. Optional Arm

Part #	Price	Description
0A	+\$0	Standard armless 
ONA1	+\$78	6D black height adjustable arms with pivoting armrests ² 
ONA2	+\$78	6D grey height adjustable arms with pivoting armrests ³ 

Note 2: #ONA1 is only available on frame #OB.

Note 3: #ONA2 is only available on frame #OG.

5. Base

Part #	Price	Description
18BB	+\$0	Standard black nylon low-profile 5-star swivel base 
27BB	+\$72	Black dipped nylon high-profile 5-star swivel base ⁴ 
27GB	+\$72	Grey dipped nylon high-profile 5-star swivel base ⁵ 
18PB	+\$161	Polished aluminum low-profile 5-star swivel base 

Note 4: #27BB is available on frame #OB & does not work with #67CLSFT.
Note 5: #27GB is available on frame #OG & does not work with #67CLSFT.

5a. Casters or Glides

Part #	Price	Description
16HP	+\$0	Standard black carpet casters for low-profile bases ⁵ 
16SCG	+\$41	Grey-black all floor casters for low-profile bases ⁵ 
16GL	+\$41	Black all floor glides for low-profile bases ⁶ 
16OB	+\$0	Standard black open-design, reverse-locking, weight-activated safety all floor casters for high-profile bases ⁷ 
16OG	+\$0	Standard grey open-design, reverse-locking, weight-activated safety all floor casters for high-profile bases ⁸ 

Note 6: #16HP, #16SCG & #16GL are available on bases #18BB & #18PB.

Note 7: #16OB are available on base #27BB.

Note 8: #16OG are available on base #27GB.

Onda

Upholstered back chairs & sit-to-stand #205, #205T & #207
GSA SIN# 33721




5b. Optional Safety Brake

Part #	Price	Description
SL1	+\$41	Reverse-locking, weight-activated, safety brake feature ⁹

Note 9: #SL1 is available on casters #16HP & #16SCG.

6. Optional Adjustable Lumbar

Part #	Price	Description	
NOLUM	+\$0	No lumbar	
OLUM1	+\$0	Black adjustable lumbar support ¹⁰	
OLUM2	+\$0	Light grey adjustable lumbar support ¹¹	

Note 10: #OLUM1 is available on frame #OB.

Note 11: #OLUM2 is available on frame #OB.

7. Mesh

Part #	Price	Description
01O	+\$0	Standard black
02O	+\$0	Nickel
03O	+\$0	Silver
13O	+\$193	Black copper
11O	+\$193	Natural striped copper

8. Packaging

Part #	Price	Description
9FA	+\$0	Ships 95% assembled
FA	+\$101	Ships fully assembled in the box

9. Seat Textile

Part #	Price	Description
GR A	+\$0	Grade A fabric, vinyl or leather
GR B	+\$19	Grade B fabric, vinyl or leather
GR 1	+\$57	Grade 1 fabric, vinyl or leather
COM	+\$57	Customer's Own Fabric or Vinyl
GR 2	+\$82	Grade 2 fabric, vinyl or leather
GR 3	+\$123	Grade 3 fabric, vinyl or leather
COL	+\$123	Customer's Own Leather
GR 4	+\$163	Grade 4 fabric, vinyl or leather
GR 5	+\$212	Grade 5 fabric, vinyl or leather
GR 6	+\$265	Grade 6 fabric, vinyl or leather
GR 7	+\$324	Grade 7 fabric, vinyl or leather
GR 8	+\$385	Grade 8 fabric, vinyl or leather

Build Model String

_ _ _ _ _ _ _ _ _ _
 1 2 3 4 5 5A 5B 6 7 8 9

Example:

205-OB-67C-SS-0A-18BB-16HP-OLUM1-01O-9FA-GR A



Quoting is easiest with Via's online quote software that renders & prices your model in real time. Scan the QR code or visit <https://viaseating.com/spec-it/#/onda>

Onda

All key chair specification details
#201, #201S, #203, #205, #205T & #207



Key Details



Quick Ship / 48-Hour Manufacturing

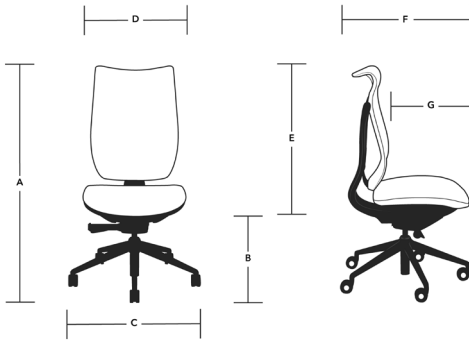
20 chairs made in 48 hours with stocked textiles. See viaseating.com/quick-ship/



Warranty

12 year warranty, 5 for mesh. See viaseating.com/warranty/

Specifications: Chairs



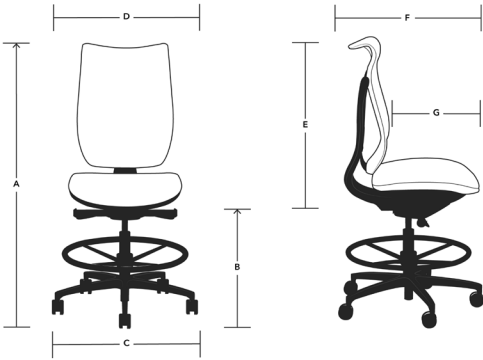
BACK SIZE & MODEL:	MID BACK MESH SEAT #201		MID BACK UPH SEAT #205	HIGH BACK MESH SEAT #203		HIGH BACK UPH SEAT #207
	CONTROL:	74C	67C-SS	67C-SS	74C	67C-SS
Dimensions						
A(-) - Min Height	43.0"	43.5"	47.0"	46.5"	47.0"	47.0"
A(+) - Max Height	47.5"	48.0"	51.5"	51.0"	51.5"	51.5"
B(-) - Min Seat to Floor	17.0"	17.5"	17.5"	17.0"	17.5"	19.5"
B(+) - Max Seat to Floor	21.5"	22.0"	22.0"	21.5"	22.0"	24.0"
C - Max Width	26.5"	26.5"	26.5"	26.5"	26.5"	26.5"
D - Seat Width	20.0"	20.0"	20.5"	20.0"	20.0"	20.5"
E - Backrest Height	26.0"	26.0"	26.0"	26.0"	26.0"	26.0"
F - Max Depth	26.5"	26.5"	26.5"	26.5"	26.5"	26.5"
G(-) - Min Seat Depth	/	17.5"	17.5"	/	17.5"	17.5"
G(+) - Max Seat Depth	18.0"	20.0"	20.0"	18.0"	20.0"	20.0"
Weights						
Weight Capacity	300 lb	300 lb	300 lb	300 lb	300 lb	300 lb
Product Weight	38.5 lb	40.0 lb	41.0 lb	37.0 lb	38.5 lb	39.5 lb

Onda

All key stool, COM/COL & arm specification details
#201, #201S, #203, #205, #205T & #207

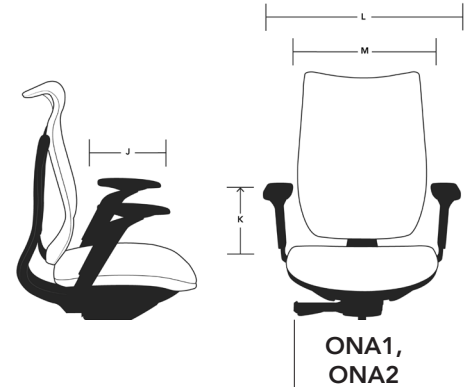


Specifications



MODEL:	MID BACK MESH SEAT		MID BACK UPH SEAT
CONTROL:	35C		67C-LS-FT
STOOL HEIGHTS:	11DR	11XDR	/
Dimensions			
A(-) - Min Height	55.5"	57.0"	51.0"
A(+) - Max Height	63.0"	66.5"	58.0"
B(-) - Min Seat to Floor	23.0"	25.0"	20.5"
B(+) - Max Seat to Floor	30.5"	34.5"	28.0"
C - Max Width	26.5"	26.5"	26.5"
D - Seat Width	20.0"	20.0"	20.5"
E - Backrest Height	26.0"	26.0"	26.0"
F - Max Depth	26.5"	26.5"	26.5"
G(-) - Min Seat Depth	/	/	17.5"
G(+) - Max Seat Depth	18.0"	18.0"	19.5"
Weights			
Weight Capacity	300 lb		300 lb
Product Weight	45.5 lb	46.5 lb	44.0 lb

Specifications: Arms



Dimensions	
J - Armrest Length	9.5"
K(-) - Min Armrest Height	9.0"
K(+) - Max Armrest Height	12.0"
L - Armrest Width	26.5"
M - Width Between Armrests	18.5"
Weights	
Product Weight	+6.0 lb

COM/COL

MODEL:	UPHOLSTERED SEAT #205 & #207
Textiles¹	
Seat COM (fabric/vinyl)	0.74 yd / 0.71 yd
Seat COL	8.6 sq ft



Need Support? COM/COL amounts are listed for a single product. We are happy to supply yardage requirement quotes for multiple (any more than 1) chair orders, as material cost savings may be realized. Please call 1-800-433-6614 or contact your CAS support at West (CSWest@viaseating.com), South (CSSouth@viaseating.com), North (CSNorth@viaseating.com) or Canada (cscanada@viaseating.com).

