

DAVIS®

# SoMod Price List

Designed by jehs+laub  
Effective January 1, 2025



## SOMOD Lounge Series

Specifications .....	2
Images .....	3
Veneer Finishes .....	4
FENIX® / Standard Laminates .....	5
Configurations .....	6
SD-1000 .....	7
SD-1001 .....	7
SD-1002 .....	7
SD-1003 .....	8
SD-1004 .....	8
SD-1005 .....	8
SD-2000 .....	9
SD-2001 .....	9
SD-2002 .....	9
SD-2003 .....	10
SD-3000 .....	10



**FEATURES**

---

**Bases**

All units have an 2 1/2" plinth.  
Plinth is offered in PT-Black, PT-Mid Grey, or PT-White

---

**Glides**

All standard units come with plastic adjustable glides. Optional felt glides **SD-Felt** are available - no upcharge if specified at time of order.

---

**Ganging**

All standard units come with onboard ganging devices

---

**Seat Units**

Each seat section is constructed of CNC frame grade plywood. Interior is constructed of multi-density foam with Dacron® overlay

---

**Rotating Tablet**

Round rotating tablet is only available centered between two backless units.  
The tablet arm will always be powder coated matte black

---

**Upholstery**

Davis Fabric and Leather Program COM/COL  
If you are supplying the COM/COL, submit a sample before ordering for approval.  
All graded in and COM/COL must be approved for use on SoMod by the Davis factory.

**NOTE: Dimensions include ± because of fabric & fabric stretch per unit.**

# SOMOD Lounge Series



Welt Detail



Rotating Tablet




Plinth Detail

### Ash Veneer




30 Vanilla Ash



31 Natural Ash




32 Sand Ash




33 Toasted Ash


### Oak Veneer



10 Alabaster White Oak




11 Light Oak



12 Golden Oak




13 Harvest Oak



14 Slate Oak



15 Mineral Grey Oak



16 Dark Oak


### Walnut Veneer




20 Clear Walnut




21 Light Grey Walnut



22 Classic Walnut




23 Mocha Walnut



24 Midnight Walnut

### Acrylic



White

## FENIX® Innovative Materials



Bianco Kos    Grigio Efeso    Grigio Antrim    Grigio Bromo    Beige Arizona    Grigio Londra    Cacao Orinoco    Rosso Jaipur



Blu Shaba    Blu Fes    Verde Kitami    Verde Comodoro    Nero Ingo

*All Fenix have ABS Edgebands to match top.*

## Standard Laminates

### Solids



Brite White\* 459-58    Classic White\* 9244-58    Folkstone\* 927-58    Mouse\* 928-58    Storm\* 912-58    Platinum\* 902-58    Citadel\* 1097-58    Black\* 909-58

### Woodgrains



White Ash++ 8841-26    Buff Elm++ 5793-26    Ashwood Beige++ 5785-26    Silver Riftwood++ 6413-26    Natural Ash\* 8843-26    Finnish Oak\* 118-26    Formal Walnut\* 5782-26    Nut Brown Cherry++ 5790-26






Graphite Elm++ 5796-26

*All Laminates with \* have ABS Edgebands to match top.*

*All Laminates with ++ are Self Edge to match top.*

CONFIGURATIONS

# SOMOD Lounge Series

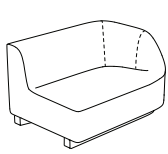


SEAT UNITS

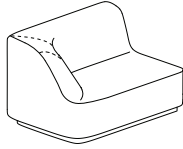
# SOMOD Lounge Series

Example: item number SD-1000-L = SD-1000-L

Item	Description	Dimensions	w	inches			Yardage / Square Feet	Shipping Weight
				d	h			
SD-1000-L	Arm	Outside	47 ±	34 1/2	27 1/2	5 yds. / 90 sq. ft.	163 lbs.	
SD-1000-R	End Unit	Inside	32 1/2	22 1/2	11 1/4			
		Seat			15 1/4			



Left

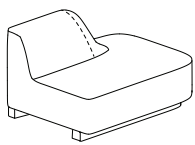


Right

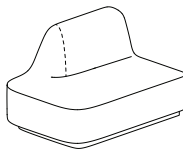
List Price  
Grades

COM/COL	A	B	C	D	E	F	G	H	I	J	K	L
3167	3298	3429	3560	3691	3822	3953	4084	4215	4346	4477	4608	4739

Item	Description	Dimensions	w	inches			Yardage / Square Feet	Shipping Weight
				d	h			
SD-1001-L	Soft Angled Back	Outside	47 ±	34 1/2	27 1/2	4 3/4 yds. / 85 1/2 sq. ft.	lbs.	
SD-1001-R	End Unit	Inside	32 1/2	22 1/2	11 1/4			
		Seat			15 1/4			



Left



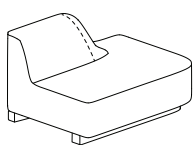
Right

List Price  
Grades

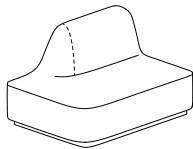
COM/COL	A	B	C	D	E	F	G	H	I	J	K	L
3051	3175	3299	3423	3547	3671	3795	3919	4043	4167	4291	4415	4539

NOTE: Can gang only on one side

Item	Description	Dimensions	w	inches			Yardage / Square Feet	Shipping Weight
				d	h			
SD-1002-L	Soft Angled Back	Outside	47 ±	34 1/2	27 1/2	4 3/4 yds. / 85 1/2 sq. ft.	lbs.	
SD-1002-R	End Unit / Back to Back Connector	Inside	32 1/2	22 1/2	11 1/4			
		Seat			15 1/4			



Left



Right

List Price  
Grades

COM/COL	A	B	C	D	E	F	G	H	I	J	K	L
3051	3175	3299	3423	3547	3671	3795	3919	4043	4167	4291	4415	4539

NOTE: Can gang on one side and back

## Required to Specify

**Fabrics or Leather** : Ensure graded in material or COM/COL is approved for use on SoMod by contacting Davis

**Plinth** : PT-Black, PT-Mid Grey, or PT-White

## Options *(specify only if preferred)*

**Glides: SD-Felt** Felt Glides - for hard surface floors. **No Upcharge** *(must specify when ordering)*




SEAT UNITS

# SOMOD Lounge Series

Example: item number SD-1003 = SD-1003

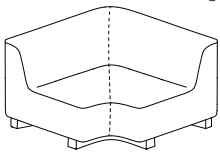
Item	Description	Dimensions	w	inches		Yardage / Square Feet	Shipping Weight
				d	h		
SD-1003	Straight Connector Unit	Outside	44 ±	34 1/2	27 1/2	3 3/4 yds. / 67 1/2 sq. ft.	163 lbs.
		Inside	44 ±	22 1/2	11 1/4		
		Seat			15 1/4		



List Price  
Grades

COM/COL	A	B	C	D	E	F	G	H	I	J	K	L
2496	2598	2700	2802	2904	3006	3108	3210	3312	3414	3516	3618	3720

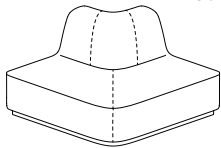
Item	Description	Dimensions	w	inches		Yardage / Square Feet	Shipping Weight
				d	h		
SD-1004	Inside Corner Connector Unit	Outside	46 ±	46 ±	27 1/2	5 1/2 yds. / 99 sq. ft.	lbs.
		Inside	34	34	11 1/4		
		Seat			15 1/4		



List Price  
Grades

COM/COL	A	B	C	D	E	F	G	H	I	J	K	L
3170	3315	3460	3605	3750	3895	4040	4185	4330	4475	4620	4765	4910

Item	Description	Dimensions	w	inches		Yardage / Square Feet	Shipping Weight
				d	h		
SD-1005	Outside Corner Connector Unit	Outside	46 ±	46 ±	27 1/2	5 1/2 yds. / 99 sq. ft.	lbs.
		Inside	34	34	11 1/4		
		Seat			15 1/4		



List Price  
Grades

COM/COL	A	B	C	D	E	F	G	H	I	J	K	L
3021	3166	3311	3456	3601	3746	3891	4036	4181	4326	4471	4616	4761

## Required to Specify

**Fabrics or Leather** : Ensure graded in material or COM/COL is approved for use on SoMod by contacting Davis

**Plinth** : PT-Black, PT-Mid Grey, or PT-White

## Options *(specify only if preferred)*

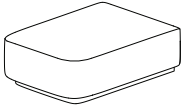
**Glides: SD-Felt** Felt Glides - for hard surface floors. **No Upcharge** *(must specify when ordering)*

SEAT UNITS

# SOMOD Lounge Series

Example: item number SD-2000 = SD-2000

Item	Description	Dimensions	w	inches			Yardage / Square Feet	Shipping Weight
				d	h			
SD-2000	Backless Bench End Unit	Outside	47 †	34 1/2	15 1/4		3 3/4 yds. / 67 1/2 sq. ft.	lbs.

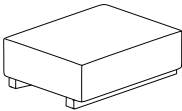


NOTE: Can gang on one side

List Price  
Grades  
COM/COL

	A	B	C	D	E	F	G	H	I	J	K	L	
	1894	1996	2098	2200	2302	2404	2506	2608	2710	2812	2914	3016	3118

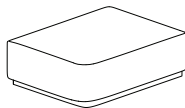
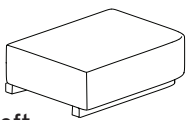
Item	Description	Dimensions	w	inches			Yardage / Square Feet	Shipping Weight
				d	h			
SD-2001	Backless Bench Connector Unit	Outside	44 †	34 1/2	15 1/4		3 3/4 yds. / 67 1/2 sq. ft.	lbs.



List Price  
Grades  
COM/COL

	A	B	C	D	E	F	G	H	I	J	K	L	
	1895	1997	2099	2201	2303	2405	2507	2609	2711	2813	2915	3017	3119

Item	Description	Dimensions	w	inches			Yardage / Square Feet	Shipping Weight
				d	h			
SD-2002-L SD-2002-R	Backless Bench End Unit / Back to Back Connector	Outside	47 †	34 1/2	15 1/4		3 3/4 yds. / 67 1/2 sq. ft.	lbs.



Left

Right

NOTE: Can gang on one side and back

List Price  
Grades  
COM/COL

	A	B	C	D	E	F	G	H	I	J	K	L	
	2084	2186	2288	2390	2492	2594	2696	2798	2900	3002	3104	3206	3308

## Required to Specify

**Fabrics or Leather** : Ensure graded in material or COM/COL is approved for use on SoMod by contacting Davis

**Plinth** : PT-Black, PT-Mid Grey, or PT-White

## Options *(specify only if preferred)*

**Glides: SD-Felt** Felt Glides - for hard surface floors. **No Upcharge** *(must specify when ordering)*

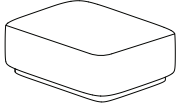
# SOMOD Lounge Series

Example: item number SD-2003 = SD-2003

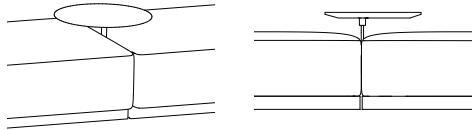
Item	Description	Dimensions	w	inches		Yardage / Square Feet	Shipping Weight
				d	h		
SD-2003	Ottoman	Outside	44 ±	34 1/2	15 1/4	3 3/4 yds. / 67 1/2 sq. ft.	lbs.

List Price	Grades												
COM/COL	A	B	C	D	E	F	G	H	I	J	K	L	
1929	2031	2133	2235	2337	2439	2541	2643	2745	2847	2949	3051	3153	



Item	Description	Dimensions	inches		Shipping Weight
			dia	h	
SD-3000	Rotating Tablet	Outside	19 3/4		lbs.



**NOTE: Tablet can only be used centered on backless bench units**

*Tablet arm will always be powder coated matte black.*

List Price	-AA	-OA	-WW	-FX	-LAM	-AY
Wood Selection	Ash (Veneer)	Oak (Veneer)	Walnut (Veneer)	Fenix	Laminate	Acrylic (white only)
	878	878	919	925	848	943

## Required to Specify

**Fabrics or Leather :** Ensure graded in material or COM/COL is approved for use on SoMod by contacting Davis

**Plinth :** PT-Black, PT-Mid Grey, or PT-White

**Tablet Finishes :** See **pages 4 & 5** for tablet finish options.

## Options (specify only if preferred)

**Glides: SD-Felt** Felt Glides - for hard surface floors. **No Upcharge** (must specify when ordering)