

# 4u

design by S.I. Design

Ergonomic task chairs & stools,  
conference, management



## Features

- Chair, Tall Stool & Extra-Tall Stool
- Control Mechanisms: quick adjust advanced synchro with optional forward tilt + seat depth adjustment or body balance
- Via Seating's comfort foam: a proprietary blend of high-density, injection-molded, closed-cell, cold-cured comfort foam
- Design for the Environment (DfE): screened to the ANSI/BIFMA e3-2019 Annex B-List of Chemicals of Concern & CA Prop 65 List
- Sustainability: BIFMA LEVEL 2 certified & CLEAN AIR GOLD certified/certified low emitting
- Specify On: Spec It, CET, GSA (contract #GS-28F-005CA), CI Library, Project Spec, Hedberg, Cynclly ("CAP, GIZA, Worksheet"), MRL & KITS Collaborator

## Statement of Line



Mesh mid back  
with medium seat  
#782/#780

Groove mid back  
with medium seat  
#787/#785

Upholstered mid  
back with medium  
seat #772/#770

Mesh stool with  
medium seat  
#782S

Groove stool with  
medium seat  
#787S

Upholstered stool  
with medium seat  
#772S



Mesh mid back  
chair large seat  
#783

Groove mid back  
with large seat  
#788

Upholstered mid  
back with large  
seat #773

**Tariff Surcharge Notice:** All Commercial POs received on or after April 1st, 2025 must apply a +3% NET surcharge to the order. See more at [viseating.com/news/tariff-surcharge-march-2025/](https://viseating.com/news/tariff-surcharge-march-2025/)



# 4u

Mid backs with comfort seats #782, #782S, #787, #787S  
#772, #783, #788, #788S & #773 . GSA SIN# 33721








## 1. Starting Model

Part #	Price	Description
<b>CHAIRS:</b>		
782	+\$921	Mesh back, medium EC seat
787	+\$979	Groove back, medium EC seat
772	+\$1046	Upholstered back, medium EC seat
783	+\$1109	Mesh back, large EC seat
788	+\$1166	Groove back, large EC seat
773	+\$1279	Upholstered back, large EC seat
<b>STOOLS:</b>		
782S	+\$1229	Mesh stool, medium EC seat
772S	+\$1354	Upholstered stool, medium EC seat
787S	+\$1287	Groove stool, large EC seat





## 2. Frame Color

Part #	Price	Description
B	+\$0	Standard black
W	+\$78	White








## 3. Control Mechanism

Part #	Price	Description
<b>CHAIRS:</b>		
74C	+\$0	Standard auto adjust body balance 
74C-12SS	+\$130	Standard auto adjust body balance & seat depth 
67C	+\$5	Quick adjust advanced synchro 
67C-SS	+\$134	Quick adjust advanced synchro & seat depth 
67C-SS-FT	+\$192	Quick adjust advanced synchro, seat depth & forward tilt 

## Control Mechanism Continued

Part #	Price	Description
<b>STOOLS:</b>		
35C-11DRB	+\$0	Tall stool with a height adjustable <b>black</b> foot ring (7.5" travel) <sup>1</sup> 
35C-11XDRB	+\$0	Extra-tall stool with a height adjustable <b>black</b> foot ring (10.25" travel) <sup>1</sup> 
35C-11DRC	+\$0	Tall stool with a height adjustable <b>chrome</b> foot ring (7.5" travel) <sup>1</sup> 
35C-11XDRC	+\$0	Extra-tall stool with a height adjustable <b>chrome</b> foot ring (10.25" travel) <sup>1</sup> 

## 4. Optional Arm

Part #	Price	Description
0A	+\$0	Standard armless 
39A	+\$155	Black rollback arm 
33A	+\$178	Black 6-way adjustable arms 
35A	+\$249	White 6-way adjustable arms <sup>1</sup> 
51A	+\$125	Black 2-way up to 8-way adjustable arms 
52A	+\$163	White 2-way up to 8-way adjustable arms <sup>1</sup> 
53A	+\$212	Polished 2-way up to 8-way adjustable arms 




Note 1: #35A & #52A are only available on a #W frame only.

# 4u

Mid backs with comfort seats #782, #782S, #787, #787S  
#772, #783, #788, #788S & #773 . GSA SIN# 33721





## 4a. Armrest

Part #	Price	Description	
20S	+\$0	Standard fixed black armrest <sup>2</sup>	
20R	+\$59	4D black rotating armrest (back/forth, rotate left/right) <sup>2</sup>	
6	+\$0	Preferred fixed black armrest <sup>3</sup>	




Note 2: #20S & #20R are available with arms #51A, #52A & #53A.  
Note 3: #6 is available with arm #39A.

## 4b. Optional Arm Width Adjustment

Part #	Price	Description	
	+\$0	Standard no arm width adjustment	
19AB	+\$47	Arm width adjustment bracket (in/out) <sup>4</sup>	

Note 4: The options are available with arms #51A, #52A & #53A.

## 5. Base

Part #	Price	Description	
18BB	+\$0	Standard on black frames, black nylon low-profile 5-star swivel base	
18WB	+\$0	Standard on white frames, white nylon low-profile 5-star swivel base <sup>5</sup>	
18PB	+\$161	Polished aluminum low-profile 5-star swivel base	

Note 5: #18WB is available on a #W frame only.

## 5a. Casters or Glides



Part #	Price	Description	
16HP	+\$0	Standard black carpet casters for low-profile bases	
16SCG	+\$41	Grey-black all floor casters for low-profile bases	
16GL	+\$41	Black all floor glides for low-profile bases	

## 5b. Optional Safety Brake

Part #	Price	Description
SL1	+\$41	Reverse-locking, weight-activated, safety brake feature <sup>6</sup>

Note 6: #SL1 is available on casters #16HP & #16SCG.

## 6. Optional Adjustable Lumbar

Part #	Price	Description	
LS4B	+\$92	Black adjustable lumbar support <sup>7</sup>	
LS4W	+\$92	White adjustable lumbar support <sup>7</sup>	

Note 7: #LS4B is optional on a #B frame only. #LS4W is optional on a #W frame only. Both are only available on mesh & groove backs. Upholstered backs have an integrated internal adjustable lumbar included at no upcharge.

## 7. Model #782 & #783: Mesh Color

Part #	Price	Description
01U	+\$0	Standard black
02U	+\$0	Stardust
03U	+\$0	Graphite
11U	+\$193	Black copper mesh
13U	+\$193	Natural copper striped mesh

# 4u



Mid backs with comfort seats #782, #782S, #787, #787S #772, #783, #788, #788S & #773 . GSA SIN# 33721



## 8. Model #787 & #788: Groove Color

Part #	Price	Description
01UG	+\$0	Standard black
02UG	+\$0	Dark grey
03UG	+\$0	Light grey

## 9. Model #772 & #773: Upholstery

Part #	Price	Description	
	+\$0	Standard single (1) textile	
U2	+\$0	Two-tone (2 textiles): • 1 textile on seat • 1 textile on back	

## 11. Textile

Part #	Price	Description
GR A	+\$0	Grade A fabric, vinyl or leather
GR B	+\$20	Grade B fabric, vinyl or leather
GR 1	+\$59	Grade 1 fabric, vinyl or leather
COM	+\$59	Customer's Own Fabric or Vinyl
GR 2	+\$84	Grade 2 fabric, vinyl or leather
GR 3	+\$127	Grade 3 fabric, vinyl or leather
COL	+\$127	Customer's Own Leather
GR 4	+\$168	Grade 4 fabric, vinyl or leather
GR 5	+\$218	Grade 5 fabric, vinyl or leather
GR 6	+\$273	Grade 6 fabric, vinyl or leather
GR 7	+\$333	Grade 7 fabric, vinyl or leather
GR 8	+\$396	Grade 8 fabric, vinyl or leather

## 10. Packaging

Part #	Price	Description
9FA	+\$0	Ships 95% assembled
FA	+\$101	Ships fully assembled in the box

### Build Model String

1 2 3 4 4A 4B 5 5A 5B 6 7 8 9 10 11

Example:

782-B-67C-SS-FT-39A6-18BB-16HP-SL1-13U-9FA-GR A (ORIGIN JET)



Quoting is easiest with Via's online quote software that renders & prices your model in real time. Scan the QR code or visit <https://viaseating.com/spec-it/#/4u>

# 4u

Mid backs with slim line (SL) seats #780, #785 & #770  
GSA SIN# 33721










## 1. Starting Model

Part #	Price	Description
780	<b>+\$870</b>	Mesh back, medium SL seat
785	<b>+\$926</b>	Groove back, medium SL seat
770	<b>+\$1040</b>	Upholstered back, medium SL seat

## 2. Frame Color

Part #	Price	Description
B	<b>+\$0</b>	Standard black
W	<b>+\$78</b>	White

## 3. Control Mechanism




Part #	Price	Description	
74C	<b>+\$0</b>	Standard auto adjust body balance	
74C-12SS	<b>+\$130</b>	Standard auto adjust body balance & seat depth	
67C	<b>+\$5</b>	Quick adjust advanced synchro	
67C-SS	<b>+\$134</b>	Quick adjust advanced synchro & seat depth	
67C-SS-FT	<b>+\$192</b>	Quick adjust advanced synchro, seat depth & forward tilt	
35C-11DRB	<b>+\$308</b>	Tall stool with a height adjustable <b>black</b> foot ring (7.5" travel)	
35C-11XDRB	<b>+\$308</b>	Extra-tall stool with a height adjustable <b>black</b> foot ring (10.25" travel)	
35C-11DRC	<b>+\$308</b>	Tall stool with a height adjustable <b>chrome</b> foot ring (7.5" travel)	
35C-11XDRC	<b>+\$308</b>	Extra-tall stool with a height adjustable <b>chrome</b> foot ring (10.25" travel)	

## 4. Optional Arm

Part #	Price	Description	
0A	<b>+\$0</b>	Standard armless	
39A	<b>+\$155</b>	Black rollback arm	
33A	<b>+\$178</b>	Black 6-way adjustable arms	
35A	<b>+\$249</b>	White 6-way adjustable arms <sup>1</sup>	
51A	<b>+\$125</b>	Black 2-way up to 8-way adjustable arms	
52A	<b>+\$163</b>	White 2-way up to 8-way adjustable arms <sup>1</sup>	
53A	<b>+\$212</b>	Polished 2-way up to 8-way adjustable arms	

Note 1: These arms are available on a #W frame only.

### 4a. Armrest

Part #	Price	Description	
20S	<b>+\$0</b>	Standard fixed black armrest <sup>2</sup>	
20R	<b>+\$59</b>	4D black rotating armrest (back/forth, rotate left/right) <sup>2</sup>	
6	<b>+\$0</b>	Preferred fixed black armrest <sup>3</sup>	



Note 2: #20S & #20R are available with arms #51A, #52A & #53A.

Note 3: #6 is available with arm #39A.

# 4u




Mid backs with slim line (SL) seats #780, #785 & #770  
GSA SIN# 33721

## 4b. Optional Arm Width Adjustment

Part #	Price	Description	
	<b>+\$0</b>	Standard no arm width adjustment	
19AB	<b>+\$47</b>	Arm width adjustment bracket (in/out) <sup>4</sup>	




Note 4: The options are available with arms #51A, #52A & #53A.

## 5. Base

Part #	Price	Description	
18BB	<b>+\$0</b>	Standard on black frames, black nylon low-profile 5-star swivel base	
18WB	<b>+\$0</b>	Standard on white frames, white nylon low-profile 5-star swivel base <sup>5</sup>	
18PB	<b>+\$161</b>	Polished aluminum low-profile 5-star swivel base	

Note 5: This base is available on a #W frame only.

## 5a. Casters or Glides


Part #	Price	Description	
16HP	<b>+\$0</b>	Standard black carpet casters for low-profile bases	
16SCG	<b>+\$41</b>	Grey-black all floor casters for low-profile bases	
16GL	<b>+\$41</b>	Black all floor glides for low-profile bases	

## 5b. Optional Safety Brake

Part #	Price	Description
SL1	<b>+\$41</b>	Reverse-locking, weight-activated, safety brake feature <sup>6</sup>

Note 6: #SL1 is available on casters #16HP & #16SCG.

## 6. Optional Adjustable Lumbar

Part #	Price	Description	
LS4B	<b>+\$92</b>	Black adjustable lumbar support <sup>7</sup>	
LS4W	<b>+\$92</b>	White adjustable lumbar support <sup>7</sup>	

Note 7: #LS4B is optional on a #B frame only. #LS4W is optional on a #W frame only. Both are only available on mesh & groove backs. Upholstered backs have an integrated internal adjustable lumbar included at no upcharge.



## 7. Model #780: Mesh Color

Part #	Price	Description
01U	<b>+\$0</b>	Standard black
02U	<b>+\$0</b>	Stardust
03U	<b>+\$0</b>	Graphite
11U	<b>+\$193</b>	Black copper mesh
13U	<b>+\$193</b>	Natural copper striped mesh

## 8. Model #785: Groove Color

Part #	Price	Description
01UG	<b>+\$0</b>	Standard black
02UG	<b>+\$0</b>	Dark grey
03UG	<b>+\$0</b>	Light grey

## 9. Model #770: Upholstery Layout

Part #	Price	Description	
	<b>+\$0</b>	Standard single (1) textile	
U2	<b>+\$0</b>	Two-tone (2 textiles): • 1 textile on seat • 1 textile on back	

# 4u

Mid backs with slim line (SL) seats #780, #785 & #770  
GSA SIN# 33721

## 10. Packaging

Part #	Price	Description
9FA	+\$0	Ships 95% assembled
FA	+\$101	Ships fully assembled in the box

## 11. Textile

Part #	Price	Description
GR A	+\$0	Grade A fabric, vinyl or leather
GR B	+\$20	Grade B fabric, vinyl or leather
GR 1	+\$59	Grade 1 fabric, vinyl or leather
COM	+\$59	Customer's Own Fabric or Vinyl
GR 2	+\$84	Grade 2 fabric, vinyl or leather
GR 3	+\$127	Grade 3 fabric, vinyl or leather
COL	+\$127	Customer's Own Leather
GR 4	+\$168	Grade 4 fabric, vinyl or leather
GR 5	+\$218	Grade 5 fabric, vinyl or leather
GR 6	+\$273	Grade 6 fabric, vinyl or leather
GR 7	+\$333	Grade 7 fabric, vinyl or leather
GR 8	+\$396	Grade 8 fabric, vinyl or leather

### Build Model String

1 2 3 4 4A 4B 5 5A 5B 6 7 8 9 10 11

Example:

780-B-67C-33A-18BB-16HP-SL1-01U-9FA-GR A (ORIGIN JET)



Quoting is easiest with Via's online quote software that renders & prices your model in real time. Scan the QR code or visit <https://viaseating.com/spec-it/#/4u>

# 4u

All enhanced comfort seat key specification details #772, #772S, #773, #782, #782S, #783 #787, #787S & #788



## Key Details



### Quick Ship / 48-Hour Manufacturing

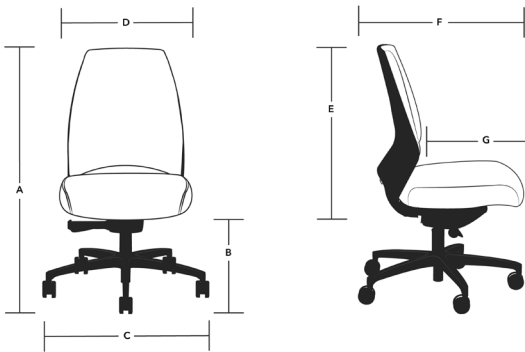
15 mesh & groove/10 upholstered chairs made in 48 hours with stocked textiles. See [viaseating.com/quick-ship/](http://viaseating.com/quick-ship/)



### Warranty

12 year warranty, 5 for mesh & groove. See [viaseating.com/warranty/](http://viaseating.com/warranty/)

## Specifications



SEAT SIZE & MODEL #:	MEDIUM COMFORT #772, #782, #787				LARGE COMFORT #773, #783, #788				MEDIUM COMFORT #772, #782, #787	
	74C		67C		74C		67C		35C	
CONTROL:	/	12SS	/	SS	/	12SS	/	SS	11DR	11XDR
SEAT DEPTH:	/	12SS	/	SS	/	12SS	/	SS	11DR	11XDR
<b>Dimensions</b>										
A(-) - Min Height	36.5"	36.5"	37.0"	37.0"	38.5"	38.5"	38.5"	38.5"	42.5"	44.0"
A(+)- Max Height	41.5"	41.5"	41.5"	41.5"	43.0"	43.0"	43.0"	43.0"	50.0"	54.0"
B(-) - Min Seat to Floor	16.5"	17.5"	16.5"	17.0"	17.5"	19.0"	18.0"	18.5"	22.0"	23.5"
B(+)- Max Seat to Floor	21.0"	22.0"	21.0"	21.5"	22.0"	23.5"	22.5"	23.0"	29.5"	33.0"
C - Max Width	26.5"	26.5"	26.5"	26.5"	26.5"	26.5"	26.5"	26.5"	26.5"	26.5"
D - Seat Width	20.5"	20.5"	20.5"	20.5"	22.0"	22.0"	22.0"	22.0"	20.5"	20.5"
E - Backrest Height	22.5"	22.0"	22.5"	22.0"	22.5"	22.0"	22.5"	22.0"	22.5"	22.5"
F(-) - Min Total Depth	/	22.5"	/	22.5"	/	23.0"	/	23.0"	/	/
F(+)- Max Total Depth	22.5"	25.0"	22.5"	25.0"	23.0"	23.0"	24.5"	23.0"	22.5"	22.5"
G(-) - Min Seat Depth	/	17.0"	/	16.5"	/	17.0"	/	17.0"	/	/
G(+)- Max Seat Depth	19.5"	19.5"	16.5"	19.0"	17.0"	19.5"	17.0"	19.0"	19.5"	19.5"
<b>Weights</b>										
Weight Capacity	400 lb	400 lb	400 lb	400 lb	400 lb	400 lb	400 lb	400 lb	300 lb	300 lb
Product Weight	29.5 lb	34.5 lb	29.0 lb	35.0 lb	30.5 lb	35.5 lb	30.0 lb	36.0 lb	30.5 lb	31.5 lb



# 4u

COM/COL & key arm specification details #772, #772S, #773, #782, #782S, #783 #787, #787S & #788



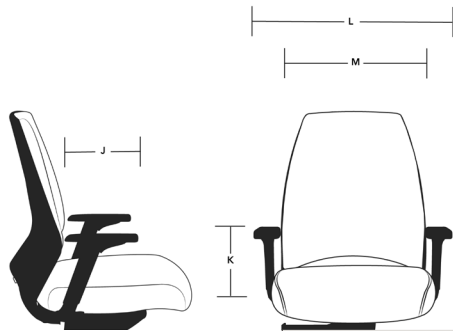
## COM/COL

BACK STYLE:	MESH BACK		GROOVE BACK		UPHOLSTERED BACK	
	MEDIUM #782	LARGE #783	MEDIUM #787	LARGE #788	MEDIUM #772	LARGE #773
<b>Textiles</b>						
Full chair COM (fabric/vinyl)	/	/	/	/	1.25 yd	1.75 yd
Full chair COL	/	/	/	/	12.0 sq ft	12.0 sq ft
Seat COM (fabric/vinyl)	0.85 yd / 1.0 yd	0.78 yd	1.0 yd	1.0 yd / 0.75 yd	1.0 yd	1.0 yd / 0.75 yd
Seat COL	8.0 sq ft	9.0 sq ft	8.0 sq ft	8.6 sq ft	8.0 sq ft	8.6 sq ft
Back COM (fabric/vinyl)	/	/	/	/	0.77 yd	0.77 yd
Back COL	/	/	/	/	6.0 sq ft	6.0 sq ft



**Need Support?** COM/COL amounts are listed for a single product. We are happy to supply yardage requirement quotes for multiple (any more than 1) chair orders, as material cost savings may be realized. Please call 1-800-433-6614 or contact your CAS support at West (CSWest@viaseating.com), South (CSSouth@viaseating.com), North (CSNorth@viaseating.com) or Canada (cscanada@viaseating.com).

## Specifications: Arms



SEAT SIZE:	MEDIUM COMFORT #772, #782, #787						LARGE COMFORT #773, #783, #788					
	ARM:		38A		39A		38A		39A		51A, 52A, 53A	
WIDTH BRACKET:	/	/	19AB	/	/	19AB	/	/	19AB	/	/	19AB
<b>Dimensions</b>												
J - Armrest Length	9.0"	9.5"	9.5"	9.5"	10.0"	10.0"	9.0"	9.5"	9.5"	9.5"	10.0"	10.0"
K(-) - Min Armrest Height	8.0"	7.5"	7.5"	7.5"	8.5"	8.5"	7.5"	7.0"	7.0"	7.0"	8.0"	8.0"
K(+) - Max Armrest Height	11.5"	10.0"	10.0"	10.0"	12.0"	12.0"	11.0"	9.5"	9.5"	9.5"	12.0"	12.0"
L(-) - Min Armrest Width	/	/	26.5"	/	/	28.0"	/	/	27.0"	/	/	28.5"
L(+) - Max Armrest Width	28.0"	26.5"	30.5"	26.0"	28.0"	32.0"	28.5"	27.0"	31.0"	26.5"	28.5"	32.5"
M(-) - Min Width Between Armrests	/	/	21.0"	/	/	21.0"	/	/	21.0"	/	/	21.0"
M(+) - Max Width Between Armrests	21.0"	21.0"	25.0"	20.5"	21.0"	25.0"	21.0"	21.0"	25.0"	20.5"	21.0"	25.0"
<b>Weights</b>												
Product Weight	+4.0 lb	+2.5 lb	+6.5 lb	+6.5 lb	+2.5 lb	+6.5 lb	+4.0 lb	+2.5 lb	+6.5 lb	+6.5 lb	+2.5 lb	+6.5 lb

# 4u

All slim line seat key specification details  
#770, #780 & #785

## Key Details

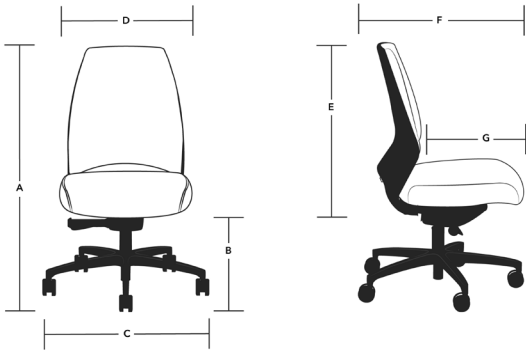


**Quick Ship / 48-Hour Manufacturing**  
15 mesh & groove/10 upholstered chairs made in 48 hours with stocked textiles.  
See [viaseating.com/quick-ship/](https://viaseating.com/quick-ship/)



**Warranty**  
12 year warranty, 5 for mesh & groove.  
See [viaseating.com/warranty/](https://viaseating.com/warranty/)

## Specifications



CONTROL:	74C	74C-12SS	67C	67C-SS	35C-11DR	35C-11XDR
<b>Dimensions</b>						
A(-) - Min Height	37.0"	37.0"	37.5"	37.5"	42.5"	44.5"
A(+) - Max Height	42.0"	42.0"	42.0"	42.0"	50.5"	54.0"
B(-) - Min Seat to Floor	16.5"	17.5"	16.5"	17.0"	22.0"	23.5"
B(+) - Max Seat to Floor	21.0"	22.0"	21.0"	21.5"	29.5"	33.0"
C - Max Width	26.5"	26.5"	26.5"	26.5"	26.5"	26.5"
D - Seat Width	19.5"	19.5"	19.5"	19.5"	19.5"	19.5"
E - Backrest Height	22.5"	22.0"	22.5"	22.0"	22.5"	22.5"
F(-) - Min Total Depth	/	22.5"	/	22.5"	/	/
F(+) - Max Total Depth	22.5"	25.0"	22.5"	25.0"	22.5"	22.5"
G(-) - Min Seat Depth	/	17.0"	/	16.5"	/	/
G(+) - Max Seat Depth	19.0"	19.0"	19.0"	19.0"	19.0"	19.0"
<b>Weights</b>						
Weight Capacity	300 lb	300 lb	300 lb	300 lb	300 lb	300 lb
Product Weight	30.5 lb	35.5 lb	30.0 lb	36.0 lb	31.5 lb	32.5 lb

# 4u

COM/COL & key arm specification details  
#770, #780 & #785

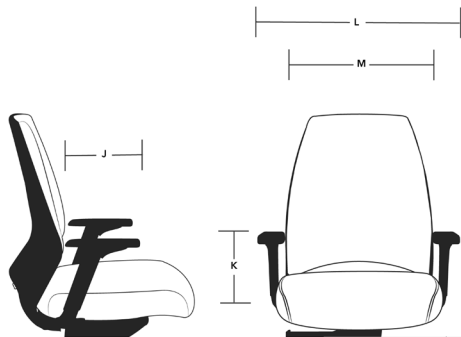
## COM/COL

BACK STYLE:	GROOVE & MESH #780 & #785	UPHOLSTERED #770
<b>Textiles</b>		
Full chair COM	/	1.75 yd
Full chair COL	/	12.0 sq ft
Seat COM	0.75 yd	0.75 yd
Seat COL	5.5 sq ft	5.5 sq ft
Back COM	/	0.77 yd
Back COL	/	6.0 sq ft



**Need Support?** COM/COL amounts are listed for a single product. We are happy to supply yardage requirement quotes for multiple (any more than 1) chair orders, as material cost savings may be realized. Please call 1-800-433-6614 or contact your CAS support at West (CSWest@viaseating.com), South (CSSouth@viaseating.com), North (CSNorth@viaseating.com) or Canada (cscanada@viaseating.com).

## Specifications: Arms



	ARM: 33A, 35A	38A	39A	51A, 52A, 53A		
<b>WIDTH BRACKET:</b>	/	/	19AB	/		
	/	/	19AB	/		
<b>Dimensions</b>						
J - Armrest Length	9.0"	9.5"	9.5"	9.5"	10.0"	10.0"
K(-) - Min Armrest Height	7.5"	7.0"	7.0"	7.0"	8.0"	8.0"
K(+) - Max Armrest Height	11.0"	9.5"	9.5"	9.5"	12.0"	12.0"
L(-) - Min Armrest Width	/	/	27.0"	/	/	28.5"
L(+) - Max Armrest Width	28.5"	27.0"	31.0"	26.5"	28.5"	32.5"
M(-) - Min Width Between Armrests	/	/	21.0"	/	/	21.0"
M(+) - Max Width Between Armrests	21.0"	21.0"	25.0"	20.5"	21.0"	25.0"
<b>Weights</b>						
Product Weight	+4.0 lb	+2.5 lb	+6.5 lb	+6.5 lb	+2.5 lb	+6.5 lb

