

# Price List

JUMP TO PRICING [CLICK HERE](#)

TABLES



# VERSTEEL

**Prices**

All prices are list price, effective with date printed on cover, and supersedes all other published price lists. Orders within the 48 contiguous United States will be assessed a freight charge based on a percentage of the total net price, or a flat rate of \$250\*, whichever is greater. A minimum charge of \$300\* will apply to all shipments to Canada. Fees will be calculated using the zone map located on page 917. Normal delivery is on a dock-to-dock basis. Additional charges may apply on special requests noted on the customer's purchase order such as inside delivery, "call before," etc. Versteel reserves the right to change prices, shipping fees, or specifications without prior notice. Orders are accepted subject to price prevailing at time of shipment.

**Acknowledgement**

Orders are accepted, manufactured, and invoiced in accordance with the acknowledgement. Notify Versteel immediately of any discrepancies. Acknowledged orders may not be cancelled or modified without written consent from Versteel.

**Orders**

All orders must be received in writing, accompanied by final material and finish specifications for order entry.

**CONTACT VERSTEEL**

EMAIL contact@versteel.com  
TELEPHONE 800 876 2120  
812 634 2120  
FACSIMILE 812 482 9318

**MAILING ADDRESS**

Versteel  
2332 Cathy Lane  
Jasper, IN 47546

Faxed orders are accepted. Duplicate orders that are received by mail (after having been faxed) and not marked "Confirmation" are the responsibility of the customer.

Telephone orders must be confirmed in writing within 24 hours, marked "Confirmation." Duplicate orders not marked "Confirmation" are the responsibility of the customer.

**QS Quickship Program**

Available for select products in the Deci, Paces, Performance, Vela and Wavelink table lines along with select products in the Chela, Companion, Kompis, OH!, SIMON, Quanta Max and The Maker Project seating lines.

The Versteel Quickship Program consists of up to 50 tables, 25 tables with modesty panels or 100 chairs in 10 working days from time of order (received by 12pm EST).

Orders must be accompanied by final material and finish specifications for order entry. They must be clearly marked "Quickship" and consist of products from the program. Quickship orders cannot be changed or cancelled, and credit approval must be acquired within 24 hours.

For additional information see Versteel.com

**Credit**

You are requested to enclose one bank reference and three trade references with your initial order.

**Credit Cards**

Versteel accepts Mastercard, Visa & AMEX credit card payment for invoiced sales. Credit card information must be presented along with the Sales Order (with a signed Credit Card Authorization Form attached). There is no cash discount extended to credit card orders. Credit cards will be charged at time of shipment. A 2.5% processing fee will be applied for all credit card purchases. Processing fee will not be applied to GSA or contract orders. Versteel will not accept credit cards for payment of account balances.

**Changes or Cancellation**

Any change or cancellation to an order must be submitted in writing and confirmed by Versteel Customer Service before the change or cancellation is effective. Due to short lead times, any change or cancellation may result in charges if materials have entered the production process.

**Packaging**

Versteel has no crate or packaging charge on standard products. All items are packaged to ensure delivery in excellent condition under normal handling by freight personnel. Versteel reserves the right to bulk pack or skid load tops in large quantities.

**Shipping Schedule***Standard Items*

Laminate, Convex T-Mold Edge	3-5 WEEKS
Laminate, PVC Edge	3-5 WEEKS
Laminate, Wood Edge	3-5 WEEKS
Laminate, Urethane Edge	6-8 WEEKS
Veneer, Wood Edge	6-8 WEEKS
Powder Coat Tops	4-6 WEEKS
KrystalCast® Tops	7-8 WEEKS

Contact Versteel for special lead time requests.

**Shipping**

Normal delivery is on a dock-to-dock basis, F.O.B. Versteel's factory in Jasper, Indiana. Special requests such as inside delivery, "call before," etc. should be noted on the customer's purchase order and are subject to additional charges. See freight program on page 917 for shipping charges.

Tables are shipped disassembled unless Assembled Folding Table option is selected; tops and base(s) ship simultaneously. ODIS, TIM and tilt-fold tables are shipped assembled. TIM fixed tables are cartoned separately.

Orders shipping outside of the contiguous 48 United States will have shipping quoted as a separate item.

**FOB ORIGIN, FREIGHT PREPAID**

Versteel  
2332 Cathy Lane  
Jasper, IN 47546

**Shipping Damage Claims or Shortages**

Legal title of merchandise passes to the buyer upon acceptance of the carrier. All cartons must be carefully inspected upon delivery. Visibly damaged product should not be accepted from the carrier until the damage is noted on delivery receipt. Versteel will not accept responsibility if the delivery receipt is signed as "clear". Retain any damaged goods and take photos for claim filing purposes. Details of visible damage should be noted on the delivery receipt. Shortages must be noted on the bill of lading prior to accepting the shipment.

**Concealed Damage**

If concealed damage is discovered, the receiver must notify the freight carrier within 5 business days from receipt of the product(s). For claim consideration the receiver must request an inspection of the damaged goods by the carrier. All damaged product and packaging should be retained and photos taken for claim filing use. Inspections must occur at the original delivery point to be considered for claim submittal. Reports of concealed damage after five business days will not be considered.

**Partial Shipments**

Versteel makes every attempt to ship orders complete and on schedule. However, we reserve the right to make partial shipments as product is ready, in an effort to get your order to you as quickly as possible. Invoices covering these shipments are to be paid as they become due.

**Returns**

No return merchandise will be accepted without Versteel's written consent and shipping instructions. Unauthorized returns will not be accepted.

**Terms**

Terms are 1%, 10 days, net 30 days from date of invoice.

**Force Majeure**

Versteel shall be excused from the duty to render timely performance of any obligation hereunder if such inability to perform is caused directly or indirectly by act of God, flood, war, riot, fire, accident, explosion, strikes or labor trouble, act of government, delay or default by a subcontractor or supplier of materials or services, transportation difficulty or delay, the existence of any circumstance making performance commercially impracticable or any other cause beyond Versteel's reasonable control. Buyer's obligation to make any payment due and owing to Versteel shall not be excused for any reason whatsoever.

**Oversized Shipping Fee**

Orders received for items or tops greater than 94" in length will receive a \$200\* net oversized shipping fee per order. Fee not applied to orders with multi-piece tops where each section is less than 94" in length.

**Warranty**

All table and seating products manufactured by Versteel are guaranteed by a Lifetime Warranty against defects in materials and workmanship from the date of purchase. Products manufactured/adapted for use in a Pavilion or Pop-Up setting are covered under a three (3) year warranty against defects in materials and workmanship from date of purchase.

Electrical items manufactured by Versteel are guaranteed against defect for a period of five (5) years from date of purchase.

Electrical items not manufactured by Versteel are covered by the manufacturers under their specified warranty.

Consumables such as gas cylinders, casters and glides are covered for a period of one (1) year. Adjustable height bases with crank and counterbalanced components, are covered under a two (2) year warranty. Versteel will not cover labor costs associated with replacing the casters or glides.

Wood veneer is warranted for a period of ten (10) years. Natural variations in grain, color or texture of wood should not be construed as defects under this warranty.

Versteel will replace or repair (at our discretion) without cost to our customers any item manufactured by Versteel found to be defective as a result of defective material or workmanship and is still owned by the original purchaser. We will not, however, repair any item which is not properly installed, abused or subject to any use other than that which was originally intended. Warranty does not cover normal wear and tear of the product, which is expected over the course of ownership. Any repairs by the customer must receive specific written authorization from Versteel before being executed on location to receive proper reimbursement for associated costs. In no event shall liability under this warranty exceed the original purchase price.

Pavilion and Pop-Up products must be covered and out of direct sunlight. Use location must be a minimum of 100 miles from saltwater

Warranty on plastic laminates, Corian®, KrystalCast® and upholstery is not covered by Versteel but is covered by laminate, Corian®, KrystalCast® and textile manufacturers under their specified warranty only. All foams, fabrics and vinyls are prone to stretch and loosen over time through normal use. This natural effect, called puddling, is covered for a period of one (1) year from the date of purchase.

There are no other warranties expressed or implied.

**Care of Laminate Surfaces, T-Mold, Bumper, PVC Edges and Urethane**

Clean with a mild soap solution and rinse with clean, clear water. Wipe the entire surface, moving with the pattern and follow with a clean, dry soft cloth. When a wood edge exists, follow instructions found under "Care of Wood Edges and Veneer Surfaces" for edge.

**Care of Wood Edges and Veneer Surfaces**

Clean all surfaces frequently with water-dampened soft cloth, moving the cloth with the grain direction. Quickly buff dry. Immediately remove any liquids that come in contact with wood surfaces using a blotting action to absorb liquid. Lift objects to move them. Never pull them across the finished surface.

For an additional safeguard, use a protective surface pad. Doing so could ensure a lasting finish by protecting your furniture from possible damage caused by pens and sharp objects.

Avoid exposing furniture to extreme heat and cold or to wide humidity variances. Avoid exposing furniture to strong sunlight. Do not use soaps, commercial cleaners or harsh solvents (nail polish remover, acetates, etc.) as they will cause finish deterioration. If using a protective glass top, place spacer pads under the glass top to allow the wood to breathe.

**Care of Corian® Surfaces**

Clean regularly with a cloth or sponge wrung out in warm soapy water. You can also use ammonia-based cleaners or commercial cleaners recommended for use on Corian® surfaces. Wipe up any water spills immediately so as not to leave a film that makes the finish look blotchy.

**Care of Powder Coat Work Surfaces**

Clean with warm water and mild soap and rinse with clean, warm water. Windex Multi-Surface Disinfectant and Windex All Purpose cleaner can be used for deep cleaning. Using a pump spray bottle, apply a normal amount of cleaner onto a clean microfiber or paper towel. Wipe the desired area until dry. Do not spray directly onto the surface or let sit un-wiped for an extended period.

**Care of KrystalCast® Surfaces**

Clean with a dish soap and water mixture in a spray bottle with a Green Scotch Brite 3M scrub pad to loosen all dirt and goo (including oil and wine stains, etc). Dry with a clean dry rag. Do not use solvents such as acetone, lacquer thinner, gasoline, undiluted alcohol or benzene.

**Care of Powder Coat and Nickel**

Clean with a mild soap solution and rinse with clean, clear water. Wipe the entire surface and follow with a clean, dry cloth to buff dry.

**Care of Chrome Bases**

Clean with a wet cloth or window cleaner. For scuff marks or heavy soiling, a non-abrasive automotive chrome polish can be applied as directed.

**Maintenance of Mechanical Parts**

Clean any lint or debris from the moving parts of the E-Z install tilt or folding base mechanisms. Do not apply lubricant. Mechanisms have been designed and tested to not require lubrication under normal conditions.

**Care of Upholstered Tack Panels**

For Versteel standard fabrics and vinyls, consult the back of the appropriate swatch card for cleaning codes and any specific instructions. For COM materials, consult with the individual textile manufacturer for cleaning codes and any specific instructions pertaining to your particular fabric.

**Objective**

It is the objective of Versteel to adhere to Federal, State and local laws and codes, ordinances and regulations as may be applicable to control environmental risks, prevent harm to the public health and welfare, and to preserve our natural resources. Versteel acknowledges the necessity of commitment and hereby commits its resources of all levels of its management and all employees of the company to accomplish this objective.

**Policy Statement**

*Each Versteel facility has the responsibility to:*

Develop environmental policies which implement regulatory compliance requirements and provide management guidance and support with applicable environmental laws.

Train and motivate personnel to work in an environmentally acceptable manner and to understand and comply with government regulations within the scope of Versteel operations.

Communicate the importance of personal responsibility protection to all employees through formal training. Each employee will be aware of the environmental regulations applicable to their job functions, including limitations and functional restrictions of permits, spill control, emergency response actions, proper waste handling procedures, etc.

Communicate and continually assess relevant environmental developments on operations of the facilities and personnel.

Require sub-contractors or contractors (third parties working for, with, or on behalf of Versteel) to follow Versteel's environmental procedures while working within their facilities.

Make responsible personnel available at all times to carry out environmental procedures, especially under emergency situations.

Apply sound management practices and operating procedures.

Implement appropriate control technologies and process guidelines for preventive and corrective maintenance systems to minimize actual and potential environmental harm and exposures.

Communicate effectively with government and the public regarding serious environmental incidents should they ever occur.

Minimize the generation, emission or discharge of waste, and harmful or regulated substances and pollutants from operations to the extent most practical with laws and regulations. Ensure proper disposal of all waste.

Substitute materials or processes to allow the use of less hazardous substances where feasible.

Secure and maintain all environmental permits required for operation. Maintain up-to-date files of all environmental reporting requirements and make this information available for easy access at each operating facility.

Evaluate the causes behind any serious environmental incidents and establish procedures to avoid recurrence.

There is a sincere effort at Versteel to maintain our responsibility to the environment and to our employees. We are mindful of the effectiveness and improvements required to ensure environmentally safe conditions and to preserve our natural resources.

We pride ourselves on exceeding the standards set forth by federal, state and local codes.

Our electroplating plant consistently earns local annual environmental awards, and all of our products have met the requirements for Intertek Green Leaf VOC/VOC+ certification.



At Versteel, we feel it is our responsibility as a manufacturer to build products in a manner that promotes a safe and healthy environment for everyone. We maintain detailed information regarding the environmental impact of all Versteel products. If you have questions regarding our environmental policy or would like more information, please contact Versteel Customer Service at 800.876.2120.

**Base Construction**

Versteel bases are constructed of a column, base and a mounting top plate in many styles and sizes.

- 1) **Mounting top plates** attach to the column to allow attachment to the top.

**FIXED BASES**

Fixed bases feature a heavy gauge plate and are field installed into marked pre-drilled positions on the top with hardware provided.

**TILT BASES**

The 10 gauge upper plate is factory installed on the table top. The 7 gauge lower formed plate is attached to the base column.

**FOLDING BASES**

Folding bases feature a formed pan with welded construction that is connected to a wire formed frame. The wire formed frame acts as stacking bumpers and carrying handles for the table. Bases can be field installed into marked pre-drilled positions with provided hardware or request the option for factory installation.

- 2) **Columns** are constructed of 16 or 14 gauge tubular steel in a variety of shapes and diameters appropriate to the series and base styles.
- 3) **Base rails, feet or discs** attach to the column and are heavy gauge steel to create a very stable table with glides to provide  $\frac{3}{4}$ " vertical adjustment for leveling the table.

**Base Shipping Specifications**

All Series TC, T1, T2 bases, W2, P3, P4 columns and D1 disc base ship assembled from the factory. Brattice, Uno and Vela Series X1 and X4 bases and Vela Y3 base also ship assembled from the factory. Performance and Tuscany Series X1 and X4 bases ship unassembled for field assembly.

**Quality Standards**

All Versteel table bases are constructed to pass the industry test standards set forth by BIFMA. For more detailed specifications by series and base style, contact Versteel Customer Service at 800.876.2120.

1)  
Mounting Top Plate  
Folding Top Plate Shown

2)  
Column

3)  
Base Rail with Glides

**Reference Table Heights**

Tables can be specified at many different heights based on your application needs. Standard Versteel tables are 29" from the floor to the table surface. The Interplay Rover™ Pup is 26  $\frac{3}{4}$ " from the floor to the surface for use as a pull-up typing surface or can roll under most surfaces to store out of the way.

Suggested typing height table is 26  $\frac{3}{4}$ "  
Suggested wheelchair height table is 32"  
Suggested counter height table is 36"  
Suggested stand up height table is 42"



Manufacturer certifies  
that products meet or  
exceed applicable  
ANSI/BIFMA standards  
and testing.

**TIM Base Construction**

TIM table bases are constructed of 14 gauge round tube upper legs with 16 gauge round tube telescoping height adjustment lower leg sections. Guide bushings inside the legs are molded from nylon bushing materials to provide smooth, quiet operation of the height adjustment feature. The height adjustment button is made of solid steel with a spring actuated movement. A Height Adjustment Lock Out Kit is available if you wish to lock out the push-button height adjustment feature.

**FIXED BASES**

Fixed bases feature a 1/4" thick mounting top plate and are field installed into pre-drilled holes with hardware provided. TIM tables with fixed bases include the push-button height adjustment feature.

***NOTE** FIXED BASES ARE SHIPPED SEPARATE FROM THE TOP AND ONLY REQUIRE SCREW ATTACHMENT TO ASSEMBLE*

**TILT-NEST-FOLD BASES**

Tilt feature is cable actuated with the pull of a release handle located under the table top on the end of the surface. The cable operates two brake control mechanisms mounted on each end of the table to support the top. Nest-fold features are constructed of die cast metal components and 14 gauge round tube, fully enclosed in reinforced plastic housings for smooth, quiet operation.

***NOTE** THE TABLE IS SHIPPED FACTORY ASSEMBLED FOR IMMEDIATE USE AFTER UNCARTONING*

**Reference Table Heights**

TIM tables are constructed with push-button height adjustment to provide five inches of vertical movement. The top leg hole position will set the surface height at 27" with the third from the top hole for 29" standard seated task, and the bottom round hole providing the 32" surface height required for wheelchair applications. The adjustment holes are at 1" spacing increments.





Manufacturer certifies that products conform to UL Std 962 and are certified to Canadian standard CSA T.I.L No. A-30.



Manufacturer certifies that products meet or exceed applicable ANSI/BIFMA standards and testing.

**Laminate and Veneer, Standard Core Construction**

The standard top construction consists of a 45-50 pound particleboard, surfaced with a high pressure laminate or veneer face. A backer sheet is laminated to the under side of the top. Tops are shipped pre-drilled for field installation of bases and accessories.

**Laminate, Lightweight Core Construction - 1 1/4"**

Lightweight core is a multi-ply birch plywood, with a density of around 28 lbs. per cubic ft., offering a 30%–35% weight reduction for a typical table vs. standard core. The tops are surfaced with a high pressure laminate face. A backer sheet is laminated to the under side of the top, and tops are shipped pre-drilled for field installation of bases and accessories. Lightweight core is only available on 1 1/4" thick tops.

The lightweight plywood construction allows for mounting of bases or other accessories at any location under the top.

Lightweight core is available as an option for tops that are no larger than 48" x 96".

**NOTE** LIGHTWEIGHT TOPS LARGER THAN 48" X 96" REQUIRE A SPECIAL QUOTE. CONTACT VERSTEEL FOR PRICING AND AVAILABILITY

**NOTE** LIGHTWEIGHT CORE ONLY AVAILABLE ON LAMINATE TOPS

**Alternate Core Construction**

Alternate core constructions are available, including medium density fiberboard (MDF), honeycomb cores, and cores that contain no urea formaldehyde. Contact Versteel for pricing and availability.

**PVC Flat or Fluted Edge**



Edge of 2mm PVC hot melt banded to the top with 1/8" radius at the top and bottom. Corners with 1 1/2" radius or square corners are available on 7/8", 1 1/4" or 1 3/4" edge thicknesses.

Offered in twenty-one (21) standard colors.

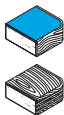
**Convex T-Mold Edge**



Edge of 5/16" thick solid vinyl convex t-mold with 1 1/2" radius corners on 7/8", 1 1/4" or 1 3/4" edge thicknesses.

Offered in four (4) standard colors.

**Wood Flat or Fluted Edge**



Wood banding hot melt banded to the top with 1/8" radius at the top and bottom. Corners with 1 1/2" radius or square corners are available on 7/8" and 1 1/4" edge thicknesses.

Offered in Maple, Walnut or Cherry materials.

**Bumper Edge**



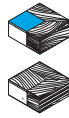
Exposed ply core banding with rubberized 5/8" width bumper in the center of profile. Corners with 1 1/2" radius are available on 7/8" and 1 1/4" edge thicknesses. Offered in black bumper standard color.

**Reverse Bevel Acrylic**



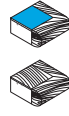
Edge of 2mm acrylic edge banding hot melt banded to MDF core. A reverse bevel is then cut into the edge exposing the MDF on the reverse bevel. The MDF is then clear coated.

**Wood Square or Fluted Edge - 1 1/4"**



Edge of 1 1/4" wide solid wood with softened top and bottom edges, and square, softened mitered corners. Available on 7/8", 1 1/4" and 1 3/4" edge thicknesses. Offered in Maple, Walnut or Cherry materials.

**Wood Bullnose Edge - 1 1/4"**



Edge of 1 1/4" wide solid wood with a full bullnose edge, and 1" radius mitered corners. Available on 7/8", 1 1/4" and 1 3/4" edge thicknesses. Offered in Maple, Walnut or Cherry materials.

**Wood Reverse Bevel Edge - 2"**



Edge of 2" wide solid wood designed with a reverse sloped edge on one side and a flat wood edge on the remaining three sides for all Entourage cabinets. When specified on Elements Conference the reverse bevel detail will be on all four sides with mitered corners. Available on 1 1/4" edge thicknesses. Offered in Maple, Walnut or Cherry materials.

**Wood Ergo Edge - 1 3/4" or 2 1/2"**



Edge of 1 3/4" wide (on 7/8" thick tops) or 2 1/2" wide (on 1 1/4" thick tops) solid wood designed with a sloped edge for added comfort with softened, mitered corners. Offered in Maple, Walnut or Cherry materials.

**Urethane Ergo Edge (User Side) - 1 3/4"**



Edge of 1 3/4" wide molded urethane designed with a sloped ergonomic edge on one side and a 1/4" wide square urethane edge on the remaining three sides. Corners are square. Available on 7/8" edge thicknesses. Offered in five (5) standard colors.

**Urethane/PVC Ergo Edge (User Side) - 1 3/4" & PVC**



Edge of 1 3/4" wide molded urethane designed with a sloped ergonomic edge on one side and a 2mm PVC flat edge on the remaining sides. PVC corners are available in square or radius on 7/8" and 1 1/4" edge thicknesses. Urethane offered in five (5) colors with matching PVC colors. When specifying Chicory contact Customer Service for availability.

**Laminate Modesty, General Core Construction**

The modesty panel is constructed of 3/4" thick, 45-50 lb. medium density particle board surfaced with high pressure laminate face on both sides. The modesty panel is 8" high on Vela and 10" high on Brattice and Performance series and extends the length of the top. The modesty panel is located along the front edge of the table for maximum leg and knee clearance.

**Fixed Modesty (FixMod XM)**

The Fixed Modesty panel is mounted to the top with screws through steel brackets and must be field installed into pre-drilled positions in the top. All mounting hardware is packed with the modesty panel. Finish details match the top unless specified differently.

**Removable Modesty (RemMod RM)**

The Removable Modesty panel slides into heavy duty steel brackets that are mounted to the top. Simply tighten the handwheels to keep the modesty panel in position or loosen to remove the panel. For storage, the modesty attachment pins can be rotated 90° to prevent marring of the top surfaces. Finish details match the top unless specified differently.

**Folding Modesty (FoldMod FM)**

The Folding Modesty panel is mounted to the top with heavy duty hinge assemblies. A sliding brace supports the modesty panel in the set-up position and also holds the modesty panel in place in the stored position. Finish details match the top unless specified differently.

**Form Metal Modesty, General Construction**

The modesty panel is constructed with an aluminum extruded back panel and a perforated hinged steel door. There are three (3) separate unobstructed channels that allow the routing of power and data cables, with a wire exit on the back for the top and middle channel. The Form Modesty panel is 10" high and extends the length of the top on Brattice, Performance and Vela. The Form Modesty panel is located along the front edge of the table for maximum leg and knee clearance. Accessory end cap trim kit available.

**NOTE** RADIUS CORNERS ARE NOT RECOMMENDED ON THE TABLE TOP WHEN A FORM MODESTY IS SPECIFIED

**Fixed Form Modesty (FixFormMod XF or XFS)**

The Fixed Form Modesty panel is mounted to the top with screws through steel brackets. The fixed modesty panel must be field installed into pre-drilled positions in the top. All mounting hardware is packed with the modesty panel. Extruded back panel is black with powder coat options for the perforated steel door. Powder coat finish on perforated door matches the base finish unless specified differently. Transparent powder coat finishes are not available.

**NOTE** RADIUS CORNERS ARE NOT RECOMMENDED ON THE TABLE TOP WHEN A FORM MODESTY IS SPECIFIED

**NOTE** XFS INDICATES SQUARE MODESTY CONSTRUCTION WITH SQUARE HOLES

**Folding Form Modesty (FoldFormMod FF)**

The Folding Form Modesty panel is mounted to the top with heavy duty steel hinge assemblies. A sliding brace supports the modesty panel in the set-up position and also holds the modesty panel in place in the stored position. Extruded back panel is black with powder coat options for the perforated steel door. Powder coat finish on perforated door matches the base finish unless specified differently. Transparent powder coat finishes are not available.

**NOTE** RADIUS CORNERS ARE NOT RECOMMENDED ON THE TABLE TOP WHEN A FORM MODESTY IS SPECIFIED



**Fixed Lightweight Form Modesty  
(FixLightweightFormMod XL or XLS)**

The Fixed Lightweight Form Modesty panel is a lightweight version of the Versteel Form Modesty. It is a formed steel perforated panel that is mounted to the top with screws through steel brackets. It must be field installed into pre-drilled positions in the top. A deep channel in the back of the panel allows for the routing of power and data cables inside of the modesty. Mounting hardware is packed with the modesty panel. Powder coat finish on the perforated panel matches the base finish unless specified differently. Transparent powder coat finishes are not available.

*NOTE RADIUS CORNERS ARE NOT RECOMMENDED ON THE TABLE TOP WHEN A FORM MODESTY IS SPECIFIED*

*NOTE XLS INDICATES STRAIGHT MODESTY CONSTRUCTION W/SQUARE HOLES*

**Hanging Modesty  
(HangMod HM)**

The hanging modesty is mounted to the top with a metal hinge that is factory installed. This mechanism pivots if the table is tilted to allow for a 90 degree slim-tilt. Finish details match the top unless specified differently.



**Removable Lightweight Form Modesty  
(RemLightweightFormMod RL or RLS)**

The Removable Lightweight Form Modesty panel slides into heavy duty steel brackets that are mounted to the top. Simply tighten the handwheels to secure the modesty in position, or loosen them to remove the panel. Powder coat finish on the perforated panel matches the base finish unless specified differently. Transparent powder coat finishes are not available.

*NOTE RADIUS CORNERS ARE NOT RECOMMENDED ON THE TABLE TOP WHEN A FORM MODESTY IS SPECIFIED*

*NOTE RLS INDICATES SQUARE MODESTY CONSTRUCTION WITH SQUARE HOLES*



**Panel Modesty (MPL and MPV)**

The Panel Modesty is constructed of 1/8" hardboard core with laminate or veneer face and back surfaces, machined with exposed edges. Panel Modesty can be specified on both fixed and tilt-nest-fold base tables and will swing out to nest on the table. The 8 1/2" high Panel Modesty is field mounted with hook brackets, installed with handwheels under the table top. Threaded inserts are installed in the top when Panel Modesty is specified with the table. Panel Modesty shapes complement the rectangle and arc rectangle top shapes. Finish details match the top unless specified differently.



Rectangle



Arc Rectangle

**Sail Modesty (MS\_\_)**

AVAILABLE ON  
TIM ONLY

The Sail Modesty panel is constructed of Lycra® fabric hooked into slotted holes on the table legs then stretched and hooked over pegs on the under surface of the table top. Sail Modesty panels can be specified on both fixed and tilt-nest-fold base tables and can be stored on table when tilted, nested or folded on table transport. All TIM tables are pre-drilled for the field installation of the Sail Modesty. Top pegs are installed when Sail Modesty is specified with the table. Sail Modesty is available in coordinating colors of Alabaster, Alloy, Ebony and Frost.



Grain Direction:  
The stripe indicates the direction of the woodgrain for a standard order. If an alternative grain direction is desired, or nontraditional shapes or sizes are required, contact Versteel Customer Service with your request. We will engineer and produce the product to meet your needs for stability and long-term serviceability.

Round



Square



Rectangle



Racetrack



Oval




Boatshape



Arc Boatshape



Video Conference



Arc Video Conference



Split Rectangle



Arc Rectangle



Split Ellipse



Trapezoid



Crescent



Teardrop



Half Round




Corner



10° Video Wedge



Stern Rectangle



Stern Arc



Quarter Round



10° Transition



18° Wedge



30° Wedge



45° Wedge



60° Wedge



90° Wedge



Fin



10° Openface



Crossover



Vibe



Curl



Breaker




Tide



Surf



Pipeline



10° Cutback



Rover Pup



Rover Daddy/Computer



Rover Utility



Looksee



Wordplay



ODIS



**Seating Accommodations**

The following seating accommodations are based on average chair widths of 30". These figures may vary dependent on end users' chair width and style.



**Round**

SIZE OFFERING	SEATING ACCOMMODATIONS
24"	2
30"	2
36"	3-4
42"	4
48"	4
54"	4-6
60"	6



**Square**

SIZE OFFERING	SEATING ACCOMMODATIONS
24"	2
30"	2
36"	4
42"	4
48"	4
54"	4-8
60"	8



**Rectangle**

SIZE OFFERING	SEATING ACCOMMODATIONS
18" x 48"	1
18" x 60"	2
18" x 72"	3
18" x 84"	4
18" x 90"	4
18" x 96"	4-5
24" x 30"	2
24" x 36"	2
24" x 42"	2, TIM 1, TOD 1
24" x 48"	2, TIM 1, TOD 1
24" x 60"	2-3, TIM 2, TOD 2
24" x 72"	3, TIM 2, TOD 2
24" x 84"	4, TOD 2-3
24" x 90"	4, TOD 2-3
24" x 96"	4-5, TOD 3-4
30" x 36"	2
30" x 42"	2, TIM 1, TOD 1
30" x 48"	2-4, TIM 1, TOD 1
30" x 60"	4, TIM 2, TOD 2
30" x 72"	6, TIM 2, TOD 2
30" x 84"	6, TOD 2-3
30" x 90"	6, TOD 2-3
30" x 96"	8, TOD 3-4
30" x 120"	8
36" x 48"	2-4
36" x 60"	4-6
36" x 72"	6-8
36" x 84"	6-8
36" x 90"	8
36" x 96"	8-10
36" x 120"	8-10
42" x 72"	6-8



**Rectangle (continued)**

SIZE OFFERING	SEATING ACCOMMODATIONS
42" x 84"	6-8
42" x 96"	8-10
48" x 96"	8-10
48" x 120"	8-10
48" x 144"	10
48" x 168"	10
48" x 192"	10-12
60" x 120"	10-12
60" x 144"	10-12
60" x 168"	12
60" x 192"	12-14
60" x 240"	16-18



**Pipeline**

SIZE OFFERING	SEATING ACCOMMODATIONS
22" x 48"	1-2
22" x 60"	2-4
22" x 72"	2-4
24" x 48"	1-2
24" x 60"	2-4
24" x 72"	2-4
28" x 48"	1-2
28" x 60"	2-4
28" x 72"	2-4
30" x 48"	1-2
30" x 60"	2-4
30" x 72"	2-4
34" x 48"	1-2
34" x 60"	2-4
34" x 72"	2-4
36" x 48"	1-2
36" x 60"	2-4
36" x 72"	2-4



**Tide**

SIZE OFFERING	SEATING ACCOMMODATIONS
22" x 48"	1-2
24" x 48"	1-2
28" x 48"	1-2
30" x 48"	1-2
34" x 48"	1-2
36" x 48"	1-2



**Surf**

SIZE OFFERING	SEATING ACCOMMODATIONS
22" x 60"	2-4
22" x 72"	2-4
24" x 60"	2-4
24" x 72"	2-4
28" x 60"	2-4
28" x 72"	2-4
30" x 60"	2-4
30" x 72"	2-4
34" x 60"	2-4
34" x 72"	2-4
36" x 60"	2-4
36" x 72"	2-4

**Seating Accommodations (continued)**

The following seating accommodations are based on average chair widths of 30". These figures may vary dependent on end users' chair width and style.



**Arc Rectangle**

SIZE OFFERING	SEATING ACCOMMODATIONS
36" x 72"	6-8
36" x 84"	6-8
36" x 96"	8-10
42" x 72"	6-8
42" x 84"	6-8
42" x 96"	8-10
48" x 96"	8-10
48" x 120"	8-10
48" x 144"	10
48" x 192"	10-12
60" x 120"	10-12
60" x 144"	10-12
60" x 192"	12-14
60" x 240"	16-18



**Racetrack**

SIZE OFFERING	SEATING ACCOMMODATIONS
36" x 72"	4
42" x 84"	6
42" x 96"	8
48" x 96"	8
48" x 120"	8-10
48" x 144"	10
48" x 192"	10-12
60" x 120"	10-12
60" x 144"	10-12
60" x 192"	12-14
60" x 240"	16-18



**Oval**

SIZE OFFERING	SEATING ACCOMMODATIONS
36" x 72"	4-6
42" x 84"	6
42" x 96"	8
48" x 84"	6
48" x 96"	8
48" x 120"	10
48" x 144"	10
60" x 120"	10-12
60" x 144"	10-12



**Breaker**

SIZE OFFERING	SEATING ACCOMMODATIONS
36" x 54"	1



**Boatshape**

SIZE OFFERING	SEATING ACCOMMODATIONS
30" x 42" x 84"	6
30" x 42" x 96"	8
36" x 48" x 96"	8
36" x 48" x 120"	8-10
36" x 48" x 144"	10



**Boatshape (continued)**

SIZE OFFERING	SEATING ACCOMMODATIONS
42" x 48" x 96"	8
42" x 48" x 120"	8-10
42" x 48" x 144"	10
48" x 60" x 192"	12-14
48" x 60" x 240"	16-18



**Arc Boatshape**

SIZE OFFERING	SEATING ACCOMMODATIONS
42" x 48" x 96"	8
42" x 48" x 120"	8-10
42" x 48" x 144"	10
48" x 60" x 192"	12-14
48" x 60" x 240"	16-18



**Video Conference**

SIZE OFFERING	SEATING ACCOMMODATIONS
36" x 48" x 96"	8-10
36" x 48" x 120"	8-10
36" x 48" x 144"	10
48" x 60" x 120"	8-10
48" x 60" x 144"	10
48" x 60" x 192"	10-12
48" x 60" x 240"	16-18



**Arc Video Conference**

SIZE OFFERING	SEATING ACCOMMODATIONS
36" x 48" x 96"	8-10
36" x 48" x 120"	8-10
36" x 48" x 144"	10
48" x 60" x 120"	8-10
48" x 60" x 144"	10
48" x 60" x 192"	10-12
48" x 60" x 240"	16-18



**Split Ellipse**

SIZE OFFERING	SEATING ACCOMMODATIONS
36" x 60"	1
36" x 72"	1



**Split Rectangle**

SIZE OFFERING	SEATING ACCOMMODATIONS
36" x 48"	1
36" x 60"	2
36" x 72"	2



**Corner**

SIZE OFFERING	SEATING ACCOMMODATIONS
24" x 42"	1
30" x 48"	1





**Video Wedge**


SIZE OFFERING	SEATING ACCOMMODATIONS
24" x 48"	2
30" x 60"	2
36" x 72"	2


**Seating Accommodations (continued)**


The following seating accommodations are based on average chair widths of 30". These figures may vary dependent on end users' chair width and style.


	<b>Openface</b>	
	<b>SIZE OFFERING</b>	<b>SEATING ACCOMMODATIONS</b>
	24" x 48"	2
	30" x 60"	2
	36" x 72"	2


	<b>Stern Rectangle</b>	
	<b>SIZE OFFERING</b>	<b>SEATING ACCOMMODATIONS</b>
	42" x 30"	2
	48" x 35"	2

	<b>Stern Arc</b>	
	<b>SIZE OFFERING</b>	<b>SEATING ACCOMMODATIONS</b>
	42" x 26"	2
	48" x 30"	2

	<b>Transition</b>	
	<b>SIZE OFFERING</b>	<b>SEATING ACCOMMODATIONS</b>
	24" x 30"	1
	30" x 30"	1
	36" x 30"	1


	<b>Cutback</b>	
	<b>SIZE OFFERING</b>	<b>SEATING ACCOMMODATIONS</b>
	24" x 30"	1
	30" x 30"	1
	36" x 30"	1

	<b>Trapezoid</b>	
	<b>SIZE OFFERING</b>	<b>SEATING ACCOMMODATIONS</b>
	24" x 48"	4-5
	24" x 72"	4-5
	30" x 60"	4-5
	36" x 72"	4-5

	<b>Crescent</b>	
	<b>SIZE OFFERING</b>	<b>SEATING ACCOMMODATIONS</b>
	24" x 75"	4-5
	24" x 94"	4-6
	30" x 94"	5-7
	36" x 113"	7-8

	<b>Teardrop</b>	
	<b>SIZE OFFERING</b>	<b>SEATING ACCOMMODATIONS</b>
	42" x 24"	4
	52" x 30"	4-5

	<b>Half Round</b>	
	<b>SIZE OFFERING</b>	<b>SEATING ACCOMMODATIONS</b>
	24" x 48"	2-4
	30" x 60"	2-4
	36" x 72"	2-4

	<b>Crossover</b>	
	<b>SIZE OFFERING</b>	<b>SEATING ACCOMMODATIONS</b>
	24" x 48"	2


	<b>Vibe</b>	
	<b>SIZE OFFERING</b>	<b>SEATING ACCOMMODATIONS</b>
	30" x 60"	3

	<b>Quarter Round</b>	
	<b>SIZE OFFERING</b>	<b>SEATING ACCOMMODATIONS</b>
	24"	1*
	30"	1
	36"	1


\* Linking top, not recommended for seating if top is not supported by a base.

	<b>18° Wedge</b>	
	<b>SIZE OFFERING</b>	<b>SEATING ACCOMMODATIONS</b>
	18° 24"	LINKING TOP*
	18° 30"	LINKING TOP*
	18° 36"	LINKING TOP*


\* Linking top, not recommended for seating if top is not supported by a base.

	<b>30° Wedge</b>	
	<b>SIZE OFFERING</b>	<b>SEATING ACCOMMODATIONS</b>
	30° 24"	LINKING TOP*
	30° 30"	LINKING TOP*
	30° 36"	LINKING TOP*


\* Linking top, not recommended for seating if top is not supported by a base.

	<b>45° Wedge</b>	
	<b>SIZE OFFERING</b>	<b>SEATING ACCOMMODATIONS</b>
	45° 24"	LINKING TOP*
	45° 30"	LINKING TOP*
	45° 36"	LINKING TOP*


\* Linking top, not recommended for seating if top is not supported by a base.


	<b>60° Wedge</b>	
	<b>SIZE OFFERING</b>	<b>SEATING ACCOMMODATIONS</b>
	60° 24"	LINKING TOP*
	60° 30"	LINKING TOP*
	60° 36"	LINKING TOP*

\* Linking top, not recommended for seating if top is not supported by a base.

	<b>90° Wedge</b>	
	<b>SIZE OFFERING</b>	<b>SEATING ACCOMMODATIONS</b>
	90° 24"	LINKING TOP*
	90° 30"	LINKING TOP*
	90° 36"	LINKING TOP*


\* Linking top, not recommended for seating if top is not supported by a base.

	<b>Fin</b>	
	<b>SIZE OFFERING</b>	<b>SEATING ACCOMMODATIONS</b>
	24"	1
	30"	1
	36"	1

	<b>Curl</b>	
	<b>SIZE OFFERING</b>	<b>SEATING ACCOMMODATIONS</b>
	30"	2
	36"	2


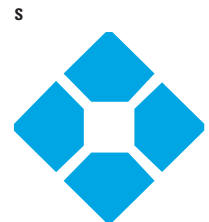
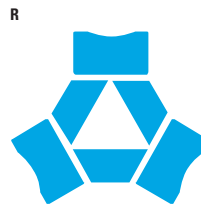


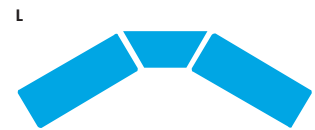






*These linking configurations suggest some of the possible configurations that can be created with standard table shapes.*

*If you specify table link for a specific configuration and/or table size, please provide us with a sketch or reference one of the following configurations to allow us to verify your layout.*





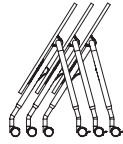
VERSTEEL



**TIM Tilted & Nested**



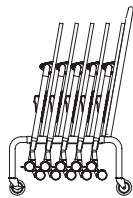
20 1/4"



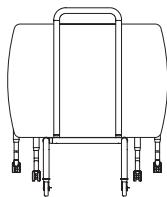
29 3/4"

26"

**TIM on Table Transport**



32 1/2"



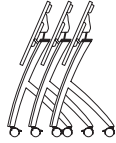
49 3/8" high

VERSTEEL

TOD 20" x 60"



18 1/2"



32 1/2"

26 3/4"

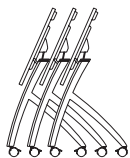


39 1/4" high

TOD 24" x 60"



22 3/4"



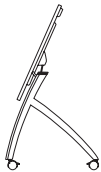
37"

31 1/4"

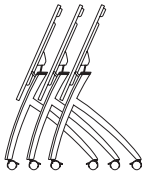


42 3/4" high

TOD 30" x 72"




27"



41"

35 1/4"



47 3/4" high

**Fixed Configuration Conference Tops**

Conference tops may use fixed configurations to achieve larger than normal sizing and seating accommodations, but there are some specific items that must be considered. These large conference tops are generally greater than 60" wide and 240" long.

By contacting Versteel with your vision we can help you engineer and produce your table. Below is a list of important points we will address.

**MATERIAL YIELD**

Most laminate is available in a maximum sheet size of 60" x 144". Versteel can design shapes and linking configurations that will maximize material yield.

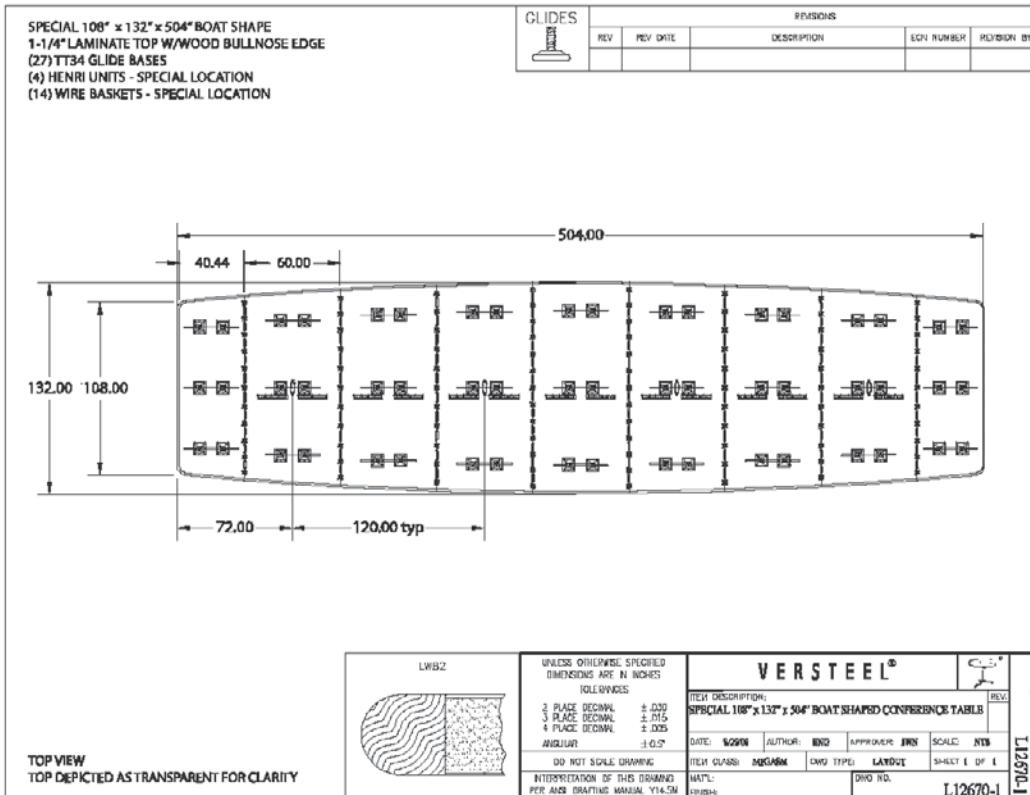
**LAMINATE PATTERNS**

Versteel can minimize seam lines by designing and positioning the linking configuration to take full advantage of your laminate pattern.

**BASES AND JOINTS**

Larger sections can be produced to limit the number of bases and joints required.

*At right is a typical Versteel drawing of a large, fixed configuration conference table. The extremely large size (504" x 132") required nine (9) sections and twenty-seven (27) bases. Power and data options have been incorporated into the drawing.*



**Configuration Guidelines**

Often we receive requests to assemble room configurations that one would assume are very easy. But without the proper input, it is not so simple. Below are some common questions that will help to define your needs as well as enable us to help you specify your tables.

**Define Your Space**

Start by asking yourself what you really want to accomplish in your room.

How will your room be used? Will you need breakout groups, is it a classroom with rows, or a boardroom? Do you need a T-shape, U-shape, or hollow square table group? Are there any special modifications that are specific to your application?

Besides the size of your room, here are some other items that you should take into consideration:

- ↪ instructor or speaker area
- ↪ wall with boards and/or audiovisual equipment
- ↪ door and window locations
- ↪ anything else which may interfere (columns, steps, ramps, HVAC, etc.)

**Define Your Needs**

Your table considerations should begin by thinking about the need for the following items:

- ↪ modesty panels
- ↪ linking
- ↪ power and data
- ↪ wire management and grommets
- ↪ keyboard trays
- ↪ fixed, folding or tilt bases
- ↪ special needs (alternate or adjustable height)

Your seating considerations should begin by thinking about the need for the following items:

- ↪ assume a 30" width per person
- ↪ mobility (casters)
- ↪ stacking or storage issues
- ↪ usage and wear (upholstery or wood)
- ↪ adjustable height
- ↪ function (task specific or multiple)

*The following are general guidelines only. Always refer to local codes for restrictions and requirements.*

**Common Room Layout Guidelines**

By using the guidelines below and the information that you supply (from answering the previous questions), Versteel can help you specify the tables and seating you need to make your space function at its maximum potential.

**Between Rows Allow Four Feet (4')**

If rows are used, four feet (4') between rows is considered adequate in order to provide space for movement.

**Instructor Allowance of Eight - Ten Feet (8'-10')**

A minimum of eight to ten feet (8' -10') should be allowed for the instructor's space, from the wall to the approach side of the first table row.

**Back Wall Allowance of Seven Feet (7')**

Space consideration for the back wall is necessary. A minimum of seven feet (7') from the back wall to the user's side of the last table is suggested.

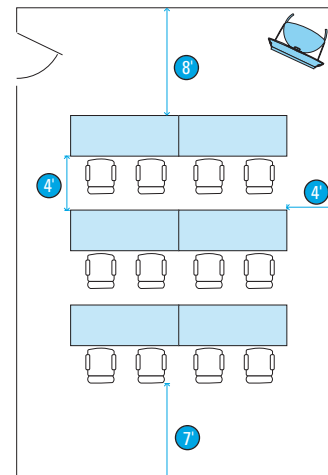
**Side Wall Allowance of Four Feet (4')**

A minimum of four feet (4') from a side wall to the edge of a table should be incorporated into your configuration. Increase the distance for larger rooms.

**Aisle Allowance of Four Feet (4')**

If an aisle is needed, allow a minimum of four feet (4'). This dimension should increase with your room size.

*The drawing below illustrates the guidelines above.*



The following are general guidelines only. Always refer to local codes for restrictions and requirements.

Reference information here originally appeared in *Architectural Graphic Standards*, published by John Wiley and Sons; and in US Government publications for compliance with the ADA (Americans with Disabilities Act).

Also, be sure to check US Government publications for compliance with the ADA (Americans with Disabilities Act).

**Common Seating Dimension Requirements**

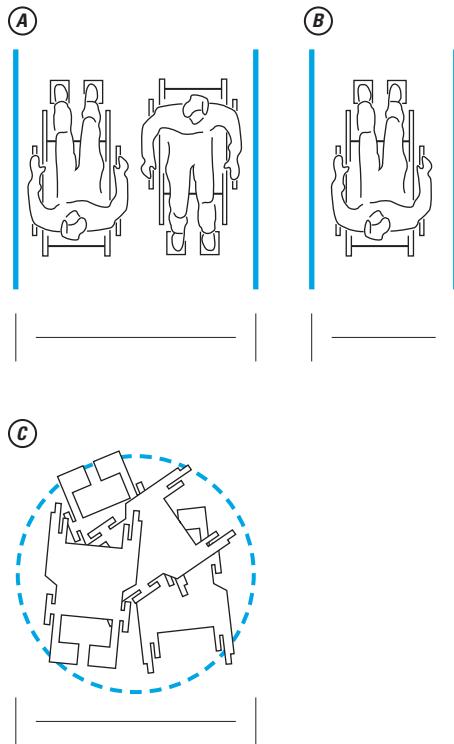
General spacing of thirty inches (30") of lateral space per chair at a table is standard. A minimum of twenty-four inches (24") may work, but will depend upon your chair style and table dimensions. Allow a minimum of thirty to thirty-six inches (30"-36") for wheelchair space at a table.

Most wheelchairs are designed to fit beneath a standard table with a twenty-nine inch (29") table top height. However, some wheelchairs require tables with tops at thirty-two inches (32") in height. Allow an additional twelve to eighteen inches (12"-18") in aisles where wheelchairs may be situated back to back.

A rule of thumb for cafeteria style seating is to allow a minimum of twelve square feet (12 ft<sup>2</sup>) for each seat.

Below

- A** Wheelchair, Double Passage
- B** Wheelchair, Single Passage
- C** Wheelchair, Turning Diameter



**Table Seating Capacities by Size and Shape**

*Rectangular Tables*

SIZE	CHAIRS	WHEELCHAIRS
24" x 48"	4	Not Recommended
30" x 48"	4	2
30" x 60"	4-6	4
36" x 72"	4-6	4-6
42" x 96"	6-8	8

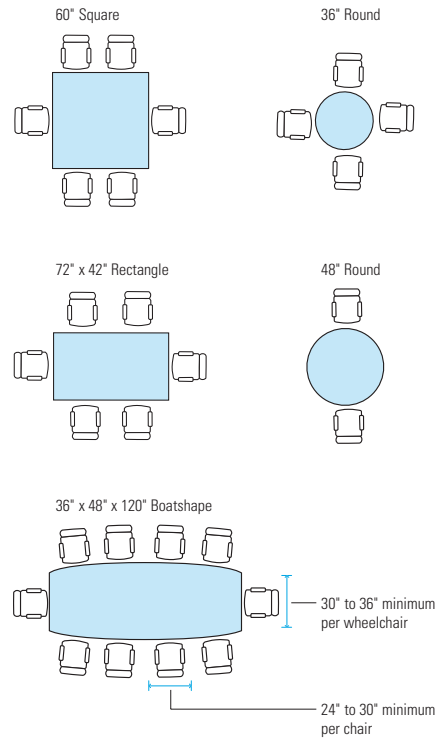
*Square Tables*

SIZE	CHAIRS	WHEELCHAIRS
30" x 30"	2	Not Recommended
36" x 36"	2-4	Not Recommended
42" x 42"	4	2 (tight)
48" x 48"	4-8	2
54" x 54"	4-8	4
60" x 60"	4-8	4

*Round Tables*

SIZE	CHAIRS	WHEELCHAIRS
30" DIAMETER	2	Not Recommended
36" DIAMETER	2-4	Not Recommended
42" DIAMETER	4-5	Not Recommended
48" DIAMETER	5-6	2
54" DIAMETER	6-7	4

**NOTE**  
A round table with a column base is often preferred for wheelchair disabled.

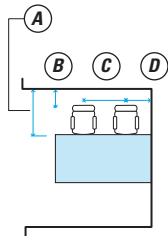


The following are general guidelines only. Always refer to local codes for restrictions and requirements.

Also, be sure to check US Government publications for compliance with the ADA (Americans with Disabilities Act).

**Minimum Table and Chair Space Allotments**

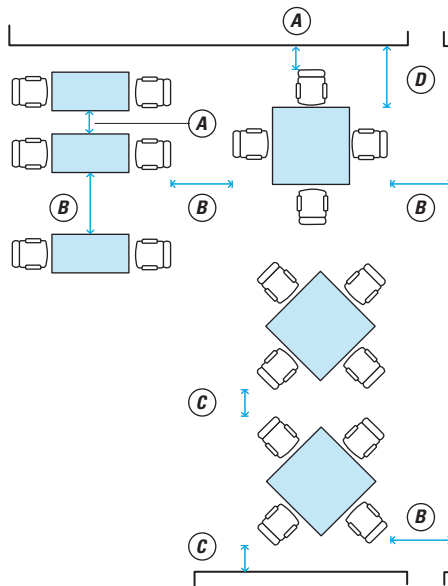
- Below
- A** 36" minimum, 44" preferred  
54" minimum handicapped, 60" preferred
- B** 24" minimum
- C** 24" minimum per chair, 30" preferred
- D** 14" minimum



**Dining Room Plan**

- Below
- A** 6" minimum (with no passage)
- B** 2' 6" to 3' minimum (for passage)
- C** 1' 6" minimum (for limited passage)
- D** 3' minimum

If using square tables and seating, there should be a minimum of sixty-six inches (66") between tables. This allows for a thirty inch (30") aisle and two (2) chairs. Diagonal seating requires a thirty-six inch (36") minimum between table corners.

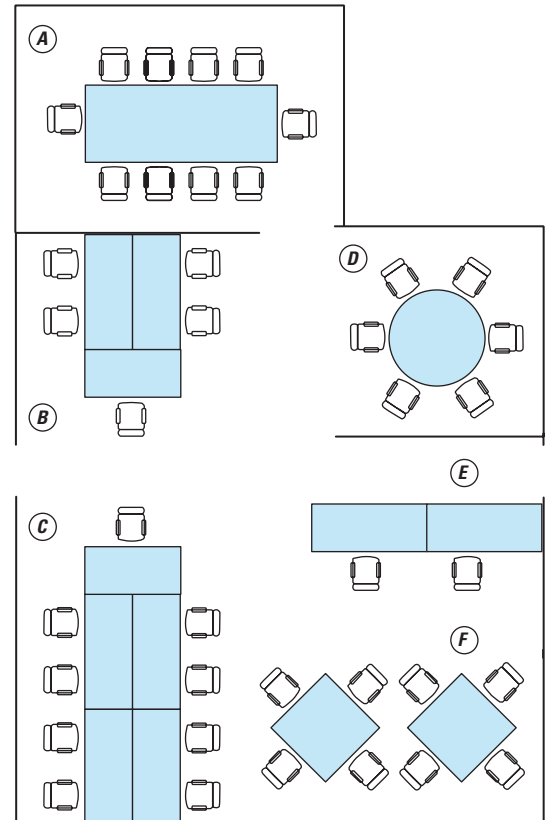


**Sample Space Use**

- Below
- A** Conference Room
- B** Small Team Planning
- C** Large Team Planning
- D** Round Table Discussion
- E** Individual Work Areas
- F** Breakout Areas

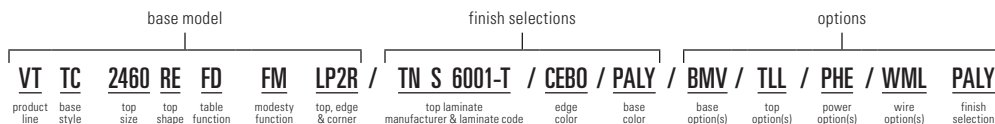
Since every space has its own unique size and function, it is important that you consider the aforementioned guidelines when planning your space. Be sure to allow adequate space for aisles and plan your rooms around walls and other permanent fixtures such as doors or windows. Anticipate the type of activity that will be going on and plan enough space at the table for easy movement of personnel when seated.

Don't forget to consider power and data needs also. For help planning and selecting the power and data options that are right for your space, see pages 55-70.



**To Order, Specify...**

- 1 Model Number, Include top and edge style
- 2 Top Material
  - a. Laminate
    - 1. Laminate manufacturer and color
  - b. Veneer
    - 1. Veneer species and finish color
  - c. Corian®
    - 1. Corian® color
- 3 Edge color or finish
- 4 Base color
- 5 Additional options

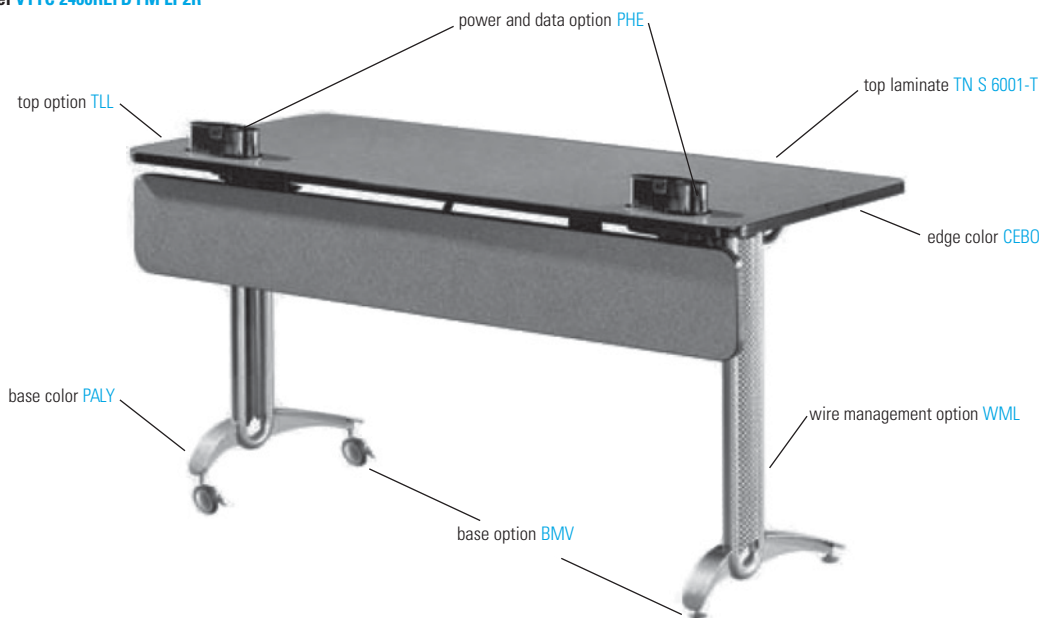


A **VTTC 2460REFD FM LP2R** is a Vela series 24" x 60" rectangle training table with folding TC bases, a folding modesty and a laminate 1 1/4" thick top with a PVC edge and radius corners.

The codes **TN S 6001-T / CEBO / PALY** specify a Nevamar S 6001-T laminate, Ebony PVC edge and an Alloy base.

**BMV / TLL / PHE / WML PALY** adds a mix of Vela wheel casters and glides, a lightweight laminate core, 2 Henris installed in location E and a pair of wire mesh legways in Alloy finish.

**Base Model VTTC 2460REFD FM LP2R**



**Sample Order Form**

Quantity	Model # & Description	List Each	Extended List
21	<p><b>VTTC 2460REFD FM LP2R / TN S 6001-T / CEBO / PALY / BMV / TLL / WML PALY</b></p> <p>Vela series 24" x 60" rectangle training table, folding cantilevered bases, folding modesty panel, laminate top with flat PVC edge, 1 1/4" thick and radius corners / Nevamar S 6001-T laminate top / Ebony PVC edge / Alloy bases / mix of casters and glides / lightweight core / Alloy wire mesh legways</p>	\$2,464	\$51,744

**Orders may be sent via:**

**MAILING ADDRESS**  
Versteel  
2332 Cathy Lane  
Jasper, IN 47546

**CONTACT VERSTEEL**

EMAIL contact@versteel.com  
TELEPHONE 800 876 2120  
812 634 2120  
FACSIMILE 812 482 9318



**Studio Steel®**

Versteel’s “urban fabrication” process leaves the telltale signs of welding and assembly on the surface, highlighting a manufacturing aesthetic. Choosing a clear or transparent powder coat is recommended, allowing tonal striations (created as a result of extreme heat), natural textures, and the inherent qualities of raw steel to show through.

Studio Steel Process . . . . . \$147

**Powder Coat Finishes**

All powder coat finishes in the Versteel offering have been formulated with the use of epoxy, polyester or epoxy and polyester blends to maximize the finish durability.

**Powder Coat Finish Options**

Powder Coat - Standard . . . . . n/c  
 Powder Coat - Premium . . . . . \$147\*

**Powder Coat Colors**

Alloy . . . . . PNAV	Navy . . . . . PNAV
Amethyst . . . . . PNIM	Nimbus . . . . . PNIM
Anthracite . . . . . PNUT	Nutmeg . . . . . PNUT
Black Anodized . . . . . POBS	Obsidian . . . . . POBS
Bronze . . . . . PPAC	Pacific . . . . . PPAC
Calypso . . . . . PPEA	Pearl . . . . . PPEA
Carbon . . . . . PPEB	Pebble . . . . . PPEB
Champagne . . . . . PPLA	Platinum . . . . . PPLA
Coconut . . . . . PPOP	Poppy . . . . . PPOP
⬇️ Copper . . . . . PRAV	Raven . . . . . PRAV
Crimson . . . . . PROY	Royal . . . . . PROY
⬇️ Crystal . . . . . PSAT	Satin . . . . . PSAT
Daffodil . . . . . PSEA	Seaside . . . . . PSEA
Ebony . . . . . PSHI	Shipyard . . . . . PSHI
Forest . . . . . PSIL	Silver . . . . . PSIL
Fossil . . . . . PSNO	Snow . . . . . PSNO
⬇️ Garnet . . . . . PSTO	Stone . . . . . PSTO
⬇️ Gold . . . . . PSTM	Storm . . . . . PSTM
Graphite . . . . . PTEC	Terra Cotta . . . . . PTEC
Ⓢ Hope . . . . . PWHI	Whisper . . . . . PWHI
Kelly Green . . . . . PWHL	White Linen . . . . . PWHL
⬇️ Matte . . . . . PMAA	Powder Coat Alternative . . . . . OPA
Mica . . . . . PMIC	
Mint . . . . . PMNT	

\*Platinum Powder Coat is available, see individual series for upcharge

**Transparent Powder Coats (indicated by ⬇️)**

Please note that the transparent characteristics of these powders allow all natural welds and textures inherent to raw steel to be visible. Not available for application on flat sheet metal surfaces found on Elements Conference, Entourage, Interplay, Platform, Form Modesty products or on Brattice disc bases and TOD.

**Premium Powder Coats (indicated by Ⓢ)**

Versteel’s premium process uses specially formulated powder coats for a truly unique color palette.

**Powder Coat Alternatives**

You must forward a color sample or an RAL number for each alternate powder coat color with order placement. Call Versteel Customer Service for pricing and availability.

*NOTE ALTERNATIVE POWDER COAT COLOR APPROVAL MAY AFFECT STANDARD PRODUCTION SCHEDULES*

**Chrome**

Versteel applies a deep luster nickel chrome plated finish available on most products. Chrome is the most durable finish available.

Chrome . . . . . ECHR

For Chrome, an upcharge applies (see product price list for upcharge).

*NOTE DISC BASES, INTERPLAY, ODIS, PLATFORM, THE MAKER PROJECT AND VELA PRODUCTS ARE NOT AVAILABLE IN CHROME*

**Nickel**

Available on most products, Versteel applies a nickel plated finish with a clear coat applied for durability.

Nickel . . . . . ENKL

For Nickel, an upcharge applies (see product price list for upcharge).

*NOTE DISC BASES, INTERPLAY, ODIS, PLATFORM, THE MAKER PROJECT, TOD AND VELA PRODUCTS ARE NOT AVAILABLE IN NICKEL*

**Edges**

Versteel table edges are available in a variety of standard materials, from PVC, Urethane, and T-mold, to wood.

- PVC provides hot melt applied in a continuous band around the surface.
- Reverse bevel acrylic edge banding is hot melt banded to MDF core.
- Urethane is a molded on material encapsulating the surface edge.
- Convex T-mold is a bumper edge driven into the surface grooved edge.
- Wood banding is a multi-ply wood band or miter-cornered solid in cherry, maple or walnut.
- ABS is an available alternate edge similar to PVC. Call Versteel Customer Service for pricing and availability.

**Edge Colors, Codes & Availability**

Color	PVC	Urethane	T-mold
Absolute Acajou . . .	CABA		
Alloy . . . . .	CALY		
Carbon . . . . .	CCAR		
Champagne . . . . .	CCHA		
Chicory . . . . .		UCHI	
Coconut . . . . .	CCOC		
Ebony . . . . .	CEBO	UEBO	TEBO
Florence Walnut . . .	CFLW		
Fossil . . . . .	CFOS		
Graphite . . . . .	CGRA	UGRA	TGRA
Grey . . . . .	CGRE		
Kensington Maple . .	CKEM		
Nimbus . . . . .	CNIM	UNIM	TNIM
Pearl . . . . .	CPEA		
Platinum . . . . .	CPLA		
Pralines & Cream . .	CPRC		
Shadow . . . . .	CSHA		
Snow . . . . .	CSNO		
Stone . . . . .	CSTO		
Storm . . . . .	CSTM	USTM	TSTM
Whisper . . . . .	CWHI		
White Linen . . . . .	CWHL		

**Custom PVC Color Match**

You must forward a sample for each PVC color match with order placement. A color matched sample will be provided for approval.

*NOTE CUSTOM PVC COLOR MATCHING APPROVALS MAY AFFECT STANDARD PRODUCTION SCHEDULES*

**Custom T-Mold Color Match**

You must forward a sample for each t-mold color match with order placement. A color matched sample will be provided for approval.

*NOTE CUSTOM T-MOLD COLOR MATCHING APPROVALS MAY AFFECT STANDARD PRODUCTION SCHEDULES*

**Resin Edge Material Alternatives**

For resin edge material alternatives contact Versteel Customer Service with the specifications of the materials you would like to specify. Resin edges are available in gloss, satin or satin soft materials and are quoted per project.

*NOTE RESIN EDGE MATERIAL ALTERNATIVES WILL BE QUOTED PRODUCTION SCHEDULES BASED ON DETAIL*

**Custom Urethane**

You must forward a sample for each Urethane color match with order placement. A color matched sample will be provided for approval.

*NOTE CUSTOM URETHANE COLOR MATCHING APPROVALS MAY AFFECT STANDARD PRODUCTION SCHEDULES*

**Veneer & Wood Species**

Versteel tables are available with standard Ash, Cherry, Maple and Walnut veneers and solid edges.

**Veneer and Wood Finishes**

Ash	Veneer Edge	Wood Edge
Beach . . . . .	VBEA	WBEA
Chestnut . . . . .	VCHE	WCHE
Drift . . . . .	VDRI	WDRI
Fawn . . . . .	VFAW	WFAW
Fog . . . . .	VFOG	WFOG
Pebble . . . . .	VPEB	WPEB
Whisper . . . . .	VWHI	WWHI

**Cherry**

Blossom Cherry . . . . .	VBLC	WBLC
Cordovan Cherry . . . . .	VCNC	WCNC
Golden Cherry . . . . .	VGNC	WGNC
Java Cherry . . . . .	VJAC	WJAC
Millwork Cherry . . . . .	VMWC	WMWC

**Maple**

Caramel Maple . . . . .	VCMM	WCMM
Solar Maple . . . . .	VSLM	WSLM
Sugar Maple . . . . .	VSUM	WSUM

**Walnut**

Brighton Walnut . . . . .	VBRW	WBRW
Espresso Walnut . . . . .	VESW	WESW
Natural Walnut . . . . .	VNAW	WNAW
Stain Finish Match . . . . .		OSM

**Veneer or Wood Edge Alternatives**

For veneer or wood edge requirements other than our standard sliced Ash, Cherry, Maple or Walnut, contact Versteel Customer Service with the specifications of the materials you would like to specify.

**NOTE** VENEER OR WOOD EDGE ALTERNATIVES APPROVAL MAY AFFECT STANDARD PRODUCTION SCHEDULES

**Stain Finish Match**

You must forward two 4" x 4" samples for each custom stain finish color match with order placement. Upcharge of \$894 list will apply for each stain color match.

**NOTE** STAIN FINISH MATCH COLOR APPROVAL MAY AFFECT STANDARD PRODUCTION SCHEDULES

**Wood Finish Alternatives**

Versteel finish has a natural grain fill level finish appearance, contact Versteel Customer Service for alternative fill levels (Oak veneer's natural pore grain does not allow the application of a full-fill finish). Coarse grain will require additional application steps for a full-fill grain appearance and will require a quote.

**NOTE** WOOD FINISH ALTERNATIVE APPROVAL MAY AFFECT STANDARD PRODUCTION SCHEDULES

**Standard Laminates**

Versteel's standard offering of laminates includes over 900 laminates from Wilsonart, Formica, Nevamar and Pionite. Eight (8) of these have been selected as Quickship.

Laminate manufacturers change standard offerings frequently, and it is possible that a standard product can become unavailable. Versteel cannot be responsible for any inconvenience this may cause.

**NOTE** NEVAMAR AND PIONITE LAMINATE NOT AVAILABLE ON QDIS

**Glass Top Table Alternatives**

For glass top table alternatives contact Versteel Customer Service with the specifications of the top you would like to order.

**NOTE** GLASS TOP TABLE ALTERNATIVES WILL BE QUOTED PRODUCTION SCHEDULES BASED ON DETAIL

**Finish Reference & Samples**

For finish color reference, please refer to Versteel's finish card. Contact Versteel to receive actual color samples for color matches and final color approval.

**3form® Material**

Available on Entourage lectern, cabinet and wall board. Standard 3form patterns are Solo (a grainless frost finish) and Aero (a random directional material also with a frost finish). The material is 3/16" thick and incorporates raw materials made of renewable material from natural landscapes all over the globe. The manufacturing process produces no VOC's or other harmful gases. 3form material is GREENGUARD Certified.

## Upholstery Grades

## Grade 2

Fedora  
Fabric Grade-In  
Customer's Own Material

## Grade 3

Cover Cloth  
Faux Felt  
Flock  
Hobnob  
Keynote  
Kit  
Odessa  
Polygon  
Solitaire  
Sport  
Synergy  
Fabric Grade-In

## Grade 4

Faux Mo  
Oath  
Fabric Grade-In

## Grade 5

Fabric Grade-In

## Grade 6

Fabric Grade-In

## Upholstery Details

**QS Fedora (Mayer)** ..... **FFE\_\_ Grade 2**

Width 54" Content: 100% Polyester

Aegean	Eucalyptus	Plum
Aquamarine	Fawn	Purple
Bitumen	Indigo	Ruby
Cactus	Light Grey	Tangelo
Charcoal	Midnight	Tomato
Citron	Mink	Topaz
Dapper	Opal	Winter
Dew	Persimmon	
Espresso	Pewter	

**Fabric Grade-In** ..... **FG2\_\_ Grade 2**
**Fabric Customer's Own Material** .... **FCM\_\_ Grade 2**
**Cover Cloth (Momentum)** ..... **FCL\_\_ Grade 3**

Width: 59" Content: 100% Polyester

Antique	Graphite	Savor
Bouquet	Heirloom	Shire
Coffee	Hickory	Sorrel
Cyan	Indigo	Taiga
Delft	Jet	Taupe
Electric	Navel	Vesper
Flame	Oat	Vessel
Fuchsia	Platinum	Zest

**Faux Felt (Momentum)** ..... **FFF\_\_ Grade 3**

Width 54" Content: 62% Repreve® Post-Consumer Recycled Polyester, 38% Polyester

Bark	Graphite	Quail
Berry	Lagoon	Sprout
Camel	Path	Stone
Charcoal	Pebble	Vibrant
Coral	Pool	
Flannel	Pumice	

**Flock (Momentum)** ..... **FFL\_\_ Grade 3**

Width 56" Content: 53% Recycled Polyester, 47% Polyester

Agave	Flint	Nickel
Amber	Harbor	Paprika
Baltic	Harp	Ruby
Cayman	Hearth	Surf
Crocus	Heather	Twine
Demure	Ivy	Walnut
Dusk	Lapis	Wheat
Fern	Nautical	
Flannel	Nettle	

**Hobnob (Momentum)** ..... **FHO\_\_ Grade 3**

Width 56" Content: 51% Recycled Polyester, 49% Polyester

Adobe	Deck	Shale
Alarm	Depth	Smith
Armor	Dew	Tangelo
Ash	Forest	Teal
Bay	Ginger	Tide
Beyond	Henna	Timber
Cannon	Iris	Zebra
Carbon	Limon	
Carob	Maple	

**Keynote (Momentum)** ..... **FKE\_\_ Grade 3**

Width 54" Content: 100% Repreve® Post Consumer Recycled Polyester

Aquarian	Linen	Sangria
Chai	Menthe	Simmer
Chicory	Mesa	Wicker
Curry	Palmetto	
Granite	Reflect	

**Kit (Momentum)** ..... **FKI\_\_ Grade 3**

Width 54" Content: 57% Recycled Polyester, 43% Polyester

Aqua	Ebony	Paradise
Blazer	Fiesta	Pebble
Dover	Mocha	Quartz
Dune	Moonstone	
Earth	Pacific	

**QS Odessa (Mayer)** ..... **FOD\_\_ Grade 3**

Width 54" Content: 64% Acrylic, 36% Polyester

Bark	Mandarin	Ruby
Grass	Marigold	Sea
Gravel	Oyster	Turquoise
Indigo		

**QS Polygon (Mayer)** ..... **FPO\_\_ Grade 3**

Width 54" Content: 60% Post-Consumer Recycled Polyester, 40% Rayon

Citron	Navy	Sable
Grass	Ocean	Smoke
Jute	Onyx	Stone
Mulberry		

**Solitaire (Momentum)** ..... **FSL\_\_ Grade 3**

Width 57" Content: 50% Repreve® Post Consumer Recycled Polyester, 50% Polyester

Aztec	Galena	Onyx
Cadet	Garnet	Peel
Currant	Graphite	Poppy
Cyan	Griffin	Pumice
Derby	Jubilee	Smith
Dove	Lapis	Tinsel
Emerald	Midnight	Tobacco
Flax	Mist	Violet

**Sport (Momentum)** ..... **FSP\_\_ Grade 3**

Width 56" Content: 98% Post Consumer Recycled Polyester, 2% Polyester

Alarm	Curry	Pewter
Aloe	Dayglow	Port
Apple	Downpour	Pumice
Brick	Flax	Sage
Cadet	Koi	Spa
Cobalt	Mercury	Turquoise
Cocoa	Onyx	

**Synergy (Momentum)** ..... **FSN\_\_ Grade 3**

Width 53" Content: 71% Repreve® Post Consumer Recycled Polyester, 29% Polyester

Aegean	Denim	Sandstone
Balsamic	Lichen	Seaglass
Barley	Meadow	Tango
Bedrock	Otter	
Carbon	Pecan	

**Fabric Grade-In** ..... **FG3\_\_ Grade 3**

**Faux Mo (Momentum)** ..... **FFM\_\_ Grade 4**

Width 55" Content: 58% Repreve® Post Consumer Recycled Polyester, 42% Polyester

Bark	Moss	Rust
Black	Nickel	Sapphire
Charcoal	Oat	Shadow
Crimson	Ochre	Shale
Delta	Path	Shell
Grass	Persimmon	Sienna
Lapis	Pine	Sky
Limon	Poppy	Spa
Marine	Putty	Stone
Merlot	Ruby	Wheat

**Oath (Momentum)** ..... **FOA\_\_ Grade 4**

Width 55" Content: 50% Repreve® Post Consumer Recycled Polyester, 50% Polyester

Anise	Chocolate	Lodestone
Azure	Cordovan	Madder
Balsam	Crocus	Mineral
Burlwood	Driftwood	Nectar
Cane	Ecru	Sandbar
Carnelian	Fieldstone	Tango
Celadon	Foothill	Taupe
Charcoal	Juniper	Verbena

**Fabric Grade-In** ..... **FG4\_\_ Grade 4**

**Fabric Grade-In** ..... **FG5\_\_ Grade 5**

**Fabric Grade-In** ..... **FG6\_\_ Grade 6**

Swatch cards for all Versteel upholstery are available upon request.

**Fabric Reference & Samples**

For fabric reference, please refer to Versteel's fabric cards.

**MOMENTUM**  
TEXTILES



**Study Carrel Tack Panel COM Yardage Requirements**

COM yardage requirement of one yard of fabric for each Study Carrel tack panel is based on a material width of 54" with no consideration for repeat. For material other than 54" wide, contact Versteel for yardage requirements.

*NOTE: ALL FABRICS ARE CUT UP THE ROLL TO MAXIMIZE YIELD AND WEAR PERFORMANCE. CONTACT VERSTEEL CUSTOMER SERVICE FOR YARDAGE REQUIREMENTS IF RAILROADED FABRIC OR SAME CENTER POINT IS REQUIRED.*



**Adjustable Height - Motorized**  
**\$2161 / table**AVAILABLE ON  
PERFORMANCE  
VELASpecify code **BAM** (Adjustable Height - Motorized),  
add \$2161.00 list per table

Motorized tables adjust electrically from 26 3/4" to 42" table height by operating the keypad control. Motorized height adjustment is available for tables with regular T1 or cantilevered TC bases. Top shapes include: rectangle, split rectangle, oval, split ellipse, boatshape or racetrack up to 36" x 96". (Shown with split ellipse.) Motorized bases include stretcher rails.

**NOTE** CABLE COIL AND CABLE HOOKS ARE THE ONLY TWO LEGWAY OPTIONS AVAILABLE**ADJUSTABILITY WITH FOUR PROGRAMMABLE HEIGHT SETTINGS**

(Travel time between lowest and highest position: 18 secs.)

**NOTE** REQUIRES STANDARD 110/120V AC ELECTRICAL OUTLET**Adjustable Height - Pin**  
**\$198 / table**AVAILABLE ON  
PERFORMANCE  
TIM  
WAVELINKSpecify code **BAP** (Adjustable Height - Pin),  
add \$198.00 list per table or \$101.00 per base

Pin Adjustable height bases adjust from 27" to 32" table height in 1" increments by depressing the spring loaded pins in each column. Available on Performance T1 and TC fixed or tilt bases and Wavelink WA fixed bases.

**Adjustable Height - Counter Balance Pneumatic**  
**T Base, Cantilever Base and H Base**AVAILABLE ON  
SOMET

See pages 556-559 for detailed availability and pricing

Counter balance pneumatic adjustable height bases are only available on a square or radius foot with a rectangle top. They are only available in an Ebony finish.



Adjustment Range: 19.5"

Table Height: 27 1/4"-46 3/4"

**Adjustable Height - Crank T Base**AVAILABLE ON  
SOMET

See pages 554-555 for detailed availability and pricing

Crank adjustable height bases are only available on a square or radius foot with a rectangle top. They are only available in an Ebony finish.



Crank Ratio: 8 cranks per 1 inch

Adjustment Range: 17.75"

Table Height: 27 1/4"-45"

**Adjustable Height - Pneumatic T1 or TC Bases**  
**\$1102 / table**AVAILABLE ON  
BRATTICE  
PERFORMANCE  
TUSCANY  
VELASpecify code **BAT** (Adjustable Height - Pneumatic T1 or TC),  
add \$1102.00 list per table

Pneumatic adjustable height bases cover the most common ergonomic table heights of 26 3/4", 29" and 32" with a simple turn of a handwheel. Pneumatic height bases are designed for field serviceability, if ever needed. Available on T1 or TC fixed or tilt bases.

**ADJUSTABILITY WITH THREE PRESET TABLE HEIGHT STOPS**

TYPING HEIGHT	26 3/4"
STANDARD HEIGHT	29"
WHEELCHAIR HEIGHT	32"

**NOTE** FOR OTHER TABLE HEIGHT REQUIREMENTS CONTACT VERSTEEL FOR STRUCTURAL DETAILS, PRICING AND AVAILABILITY **ALSO** VELA WIRE MESH LEGWAY MANAGERS ARE NOT AVAILABLE**Adjustable Height - Pneumatic X1 or D1 Bases**  
**\$662 / table**AVAILABLE ON  
BRATTICE  
PERFORMANCE  
TUSCANY  
UNO®  
VELASpecify code **BAX** (Adjustable Height - Pneumatic X1 or D1),  
add \$662.00 list per table or base

Pneumatic adjustable height bases cover the most common ergonomic table heights of 26 3/4", 29" and 32" with a simple turn of a handwheel. Pneumatic height bases are designed for field serviceability, if ever needed. Available on X1 or D1 fixed or tilt bases.

**ADJUSTABILITY WITH THREE PRESET TABLE HEIGHT STOPS**

TYPING HEIGHT	26 3/4"
STANDARD HEIGHT	29"
WHEELCHAIR HEIGHT	32"

**NOTE** FOR OTHER TABLE HEIGHT REQUIREMENTS CONTACT VERSTEEL FOR STRUCTURAL DETAILS, PRICING AND AVAILABILITY**Alternate Table Height 32" and under**  
**\$89 / table**AVAILABLE ON  
BRATTICE  
INTERPLAY  
PERFORMANCE  
PLATFORM  
TUSCANY  
UNO®  
VELA  
WAVELINKSpecify code **BAH** (Alternate Height 32" and under), indicate  
desired table height (32" or less), add \$89.00 list per table

Suggested typing height table is 26 3/4"  
Suggested wheelchair height table is 32"  
Suggested stand up height table is 42"

**NOTE** FOR ALTERNATE HEIGHTS OVER 32", CONTACT VERSTEEL FOR STRUCTURAL DETAILS, PRICING AND AVAILABILITY.**NOTE** ELIGA \$159 LIST (T BASE TABLES)

AVAILABLE ON  
ENTOURAGE  
EQUIP

**Alternate Black Caster  
No Charge**

Specify code **CAS44** (Alternate Black Caster) no additional charge

Available on all Entourage units that have casters (carts, lecterns, 48" and 60" cabinets) where the standard soft wheel two-tone silver/black caster is replaced with an all black caster. This 3" diameter caster is standard locking and does not change the overall height of the unit.



AVAILABLE ON  
TIM

**Base Glides  
Subtract \$30**

Specify code **GLD02** (Glides), subtract \$30.00 list per table

Base Glides replace standard casters. This option reduces the overall table cost and keeps the tables in position without the need to lock the casters. Base glides reduce the overall table height by 1/8".



**Casters - Dual Wheel**

Dual Wheel, black, 2" diameter, standard locking casters are available for most base styles. Each is fitted into a reinforced caster receiver and must be specified at time of order. Caster option does not change the overall height of the table. See individual product pages for availability and ordering code.



**NOTE** NOT AVAILABLE ON D1 BASES

**Casters - Vela Wheel  
\$153 / set of 4**

AVAILABLE ON  
VELA

Specify code **CAS29** (Casters - Vela Wheel), add \$153.00 list per table

Unique, Vela-profile 3" diameter, standard locking casters are available on most Interplay and Vela base styles. Each is fitted into a reinforced caster receiver and must be specified at time of order. Caster option does not change the overall height of the table.



AVAILABLE ON  
BRATTICE  
PERFORMANCE  
TUSCANY  
UNO<sup>2</sup>  
WAVELINK

**Mix - Dual Wheel Casters & Glides  
\$145 / table**

Specify code **BMD** (Mix - Dual Wheel Casters & Glides), add \$145.00 list per table

Tables can be specified with dual wheel, black, 2" diameter, standard locking casters on half of the table, with glides on the other half. Each caster is fitted into a reinforced receiver and must be specified at time of order. Mix option does not change the overall height of the table.

**NOTE** NOT AVAILABLE ON X1, X4 OR D1 BASES

AVAILABLE ON  
VELA

**Mix - Vela Wheel Casters & Glides  
\$145 / table**

Specify code **BMV** (Mix - Vela Wheel Casters & Glides), add \$145.00 list per table

Tables can be specified with the unique, Vela-profile 3" diameter, standard locking casters on half of the table, with glides on the other half. Each is fitted into a reinforced caster receiver and must be specified at time of order. Mix option does not change the overall height of the table.

**NOTE** NOT AVAILABLE ON X1, X4 OR Y3 BASES

**Self-Leveling Glides  
\$43 / table**

Specify code **GLD04** (Self-Leveling Glides), add \$43.00 list per table

Self-Leveling Glides replace standard glides. This option allows the table to automatically compensate up to 1/2" for floors that are not level. Self-leveling glides increase overall table height by 3/4". See individual product pages for availability.



AVAILABLE ON  
BRATTICE  
PERFORMANCE  
TUSCANY  
UNO<sup>2</sup>  
VELA  
WAVELINK

**Table Floor Mount  
\$50 / table**

Specify code **BFB** (Table Floor Mount Bracket Set), add \$50.00 list per table

Bracket to slip over the standard table glide and fasten to the floor with fasteners supplied by the installer. Set of four (4) brackets will securely mount the table to the floor to prevent movement.



**NOTE** NOT AVAILABLE ON BASES WITH CASTERS OR SELF-LEVELING GLIDES

**Chrome Finish**

See individual series for availability and pricing.

AVAILABLE ON  
BRATTICE  
PACES  
PERFORMANCE  
TIM  
TOD  
TUSCANY  
TY  
WAVELINK

Pricing for all tables includes standard powder coat colors.

**NOTE** DISC BASES, INTERPLAY, ODIS, PLATFORM AND VELA PRODUCTS ARE NOT AVAILABLE IN CHROME

**Nickel Finish****\$200 / table**

Specify Nickel Finish, add \$200.00 list per table

AVAILABLE ON  
BRATTICE  
PACES  
PERFORMANCE  
TIM  
TUSCANY  
WAVELINK

Pricing for all tables includes standard powder coat colors.

**NOTE** DISC BASES, INTERPLAY, ODIS, PLATFORM, TOD AND VELA PRODUCTS ARE NOT AVAILABLE IN NICKEL

**Premium Powder Coats****\$147 / table**

When a premium powder coat is specified, add \$147.00 list per table

AVAILABLE ON  
BRATTICE  
ELEMENTS CONFERENCE  
ENTOURAGE  
INTERPLAY  
ODIS  
PACES  
PERFORMANCE  
TIM  
TOD  
TUSCANY  
TY  
UNO<sup>®</sup>  
WAVELINK

Pricing for all tables includes standard powder coat colors.

**NOTE** PLATINUM UPCHARGE VARIES, SEE INDIVIDUAL PRODUCT PAGES.

**Coloration****No Charge**

AVAILABLE ON  
TUSCANY

Specify code **BCO** (Coloration), required finish selection for: (Tuscany Two-Tone) the column \_\_\_\_ / the base rail \_\_\_\_

The unique construction and assembly of the Tuscany bases allows different colors to be applied to different base components at no additional charge.



**NOTE** REFER TO THE DRAWING ABOVE FOR LABELING REFERENCES

**Assembled Folding Table****\$69 / table**

AVAILABLE ON  
BRATTICE  
PERFORMANCE  
TUSCANY  
UNO<sup>®</sup>  
VELA  
WAVELINK

Specify code **BAF** (Assembled Folding Table), add \$69.00 list per table

Folding bases can be attached to tops at the factory.

**NOTE** RECTANGLE TABLES WITH FOLDING BASE AND FOLDING MODESTY PANELS ARE SHIPPED ASSEMBLED WITHOUT ADDITIONAL CHARGE

**Bullet End Caps****\$115 / table**

AVAILABLE ON  
PERFORMANCE

Specify code **BBE** (Bullet End Caps), add \$115.00 list per table

Bullet End Caps are welded in place of the standard welded rail blunt ends.

**Height Adjustment Lock Out Kit****\$43 / kit**

AVAILABLE ON  
TIM

Specify code **BHL** (Height Adjustment Lock Out Kit), add \$43.00 list per table

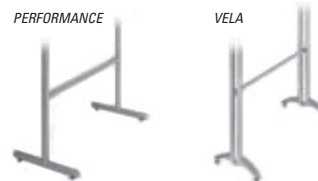
All TIM tables have the height adjustment feature but can be locked into the desired height position easily. The Height Adjustment Lock Out Kit provides a stop and screw for each table leg. The stop fits into the round height position hole above or below the push-button and secures with the screw. The screw and stop can easily be removed to allow resetting table height as needed.

**Stretcher Rail****\$217**

AVAILABLE ON  
BRATTICE  
PERFORMANCE  
TUSCANY  
VELA

Specify code **BSR** (Stretcher Rail), required finish selection \_\_\_\_, add \$217.00 list per table

Available for T1, TC and T2 style, fixed and tilt bases to increase table rigidity. Necessary tools are provided to install the stretcher.



**NOTE** A STRETCHER IS NOT A RETROFIT ITEM, IT MUST BE SPECIFIED AT TIME OF ORDER



VERSTEEL

AVAILABLE ON  
BRATTICE  
ELEMENTS CONFERENCE  
PACES  
PERFORMANCE  
TY  
UNO<sup>3</sup>  
VELA  
WAVELINK

**Lightweight Laminate Core to 96" Length  
\$214 / table**

Specify code **TLL** (Lightweight Laminate Core to 96" Length), add \$214.00 list per table

Lightweight Laminate Core is available for 1 1/4" tops that are of a dimension no larger than 48" x 96". The core is made of a multi-ply material that will allow the mounting of bases or other accessories at any location under the top.

**NOTE** TOPS WITH LENGTHS LONGER THAN 96" REQUIRE A SPECIAL QUOTE.  
CONTACT VERSTEEL FOR PRICING AND AVAILABILITY

**NOTE** NOT AVAILABLE ON VENEER TOPS

**Special Laminate  
Call for Quote**

Specify code **TSP** (Special Laminate), indicate the quoted charges per table

Special laminates and patterns can be specified as an option on Versteel products. To specify, contact Versteel for availability and pricing.

**NOTE** LAMINATES IN STANDARD COLORS AND TEXTURES FROM FORMICA, NEVAMAR, PIONITE, AND WILSONART ARE STANDARD

**CAUTION** Laminate manufacturers change standard offerings frequently, and it is possible that a standard product can become unavailable. Versteel cannot be responsible for any inconvenience this may cause

AVAILABLE ON  
BRATTICE  
ELEMENTS CONFERENCE  
ELIGA  
ENTOURAGE  
INTERPLAY  
ODIS  
PACES  
PERFORMANCE  
PLATFORM  
TIM  
TOD  
TY  
UNO<sup>3</sup>  
VELA  
WAVELINK

**Two-Piece Top (120")  
\$564 / table**

Specify code **T2P** (Two-Piece Top), add \$564.00 list per table

Standard Versteel tables in lengths up to 120" are a seamless, single piece top. When the two-piece top option is specified, the splice joint edge is unfinished, table shipped with necessary hardware. Any table over 120" long will be produced as a two-piece top.

AVAILABLE ON  
BRATTICE  
ELEMENTS CONFERENCE  
ELIGA  
PACES CONFERENCE  
PERFORMANCE  
VELA

**Ergo Wood Profile - One Side  
No Charge**

Specify code **TEO** (Ergo Wood Profile - One Side), no additional charge

The Ergo Edge Profile is applied to the user's side of the table only, with flat banding on all additional sides.



**Ergo Wood Profile - Two Sides  
No Charge**

Specify code **TET** (Ergo Wood Profile - Two Sides), no additional charge

The Ergo Edge Profile is applied to the user's and the opposite side of the table only, with flat banding on all additional sides.



**Ergo Wood Profile - All Sides  
No Charge**

Specify code **TEA** (Ergo Wood Profile - All Sides), no additional charge

The Ergo Edge Profile is applied to all sides of the table.



Manufacturer certifies that products meet applicable Underwriter's Laboratory and Intertek standards and testing.

AVAILABLE ON  
ALL SERIES

**Top Custom Cutout  
\$107 / cutout**

Specify code **TCC** (Top Custom Cutout), add \$107.00 list per cutout

Top Custom Cutout requires a drawing for production and is subject to approvals.

**Sail Modesty  
\$255 / each**

AVAILABLE ON  
TIM

Specify code **MS\_\_** (Sail Modesty), add \$255.00 list per table.

Lycra® fabric Sail Modesty is stretched and hooked on screw pegs under table top and slotted holes in the table approach side legs. All TIM tables are pre-drilled for field installation of the Sail Modesty. Sail Modesty is available in coordinating colors of Alabaster, Alloy, Ebony and Frost. Can be stored on table when tilted, nested or folded on table transport.



**Panel Modesty, Laminate  
\$370 / each**

AVAILABLE ON  
PACES  
TIM  
TY

Specify code **MPL** (Panel Modesty, Laminate), add \$370.00 list per table.

Panel Modesty, Laminate is specified with the table and the length and shape is determined by the table top selection of rectangle or arc rectangle. Inserts are included in the table top with hook brackets and handwheels factory installed. Panel is hung from hook brackets in the field after table set up. Panel Modesty finishes match table top finish selections. When table is tilted or nested the Panel Modesty tilts against the leg but must be removed when folded on the table transport.



**Panel Modesty, Veneer  
\$917 / each**

AVAILABLE ON  
PACES  
TIM  
TY

Specify code **MPV** (Panel Modesty, Veneer), add \$917.00 list per table.

Panel Modesty, Veneer is specified with the table and the length and shape is determined by the table top selection of rectangle or arc rectangle. Inserts are included in the table top with hook brackets and handwheels factory installed. Panel is hung from hook brackets in the field after table set up. Panel Modesty finishes match table top finish selections. When table is tilted or nested the Panel Modesty tilts against the leg but must be removed when folded on the table transport.



**Laptop Locker**  
**\$1235 / locker**

AVAILABLE ON  
BRATTICE  
PERFORMANCE  
TY  
UNO<sup>®</sup>  
VELA

\*Fixed tables only (not available on tilt, slim-tilt or folding tables)

Specify code **TLA1** (One Laptop Locker) or code **TLA2** (Two Laptop Lockers) add \$1235.00 list per Laptop Locker.

Indicate Manual Locking Keyed Individually **TMKI**, Manual Locking Keyed Alike **TMKA** or Electronic Locking **TLEL**. Add \$322 list per Laptop Locker when Electronic Locking is specified AND **TLP** (Laptop Locker power unit) which is required for the electronic locking option, add \$509 list (Power unit sequences up to 10 lockers, includes 1 key).

The minimum table width available with Laptop Locker is 24".

The minimum table length available with Laptop Locker is 36". The maximum table length available is 96".

2 Laptop Lockers can be installed starting at a table length of 60" or greater (table subject to additional base and/or support base when more than one unit is installed in top greater than or equal to 72").

All lockers to have urethane edge on locker door and top opening.

**NOTE** LAPTOP LOCKER IS NOT AVAILABLE ON VENEER TOP SURFACES, WOODGRAIN OR DIRECTIONAL PATTERN LAMINATES OR TABLES WITH LIGHTWEIGHT LAMINATE CORE

For additional questions contact Versteel Customer Service at 800.876.2120.



**Table Link**  
**\$225 / table**

AVAILABLE ON  
BRATTICE  
ELIGA  
PACES  
PERFORMANCE  
TIM  
TOD  
TY  
UNO<sup>®</sup>  
VELA

Specify code **TLK** (Table Link), add \$225.00 list per table

Table Link is for linking Versteel table configurations in typical room situations. Table link will prevent the accidental disconnection of power supply to adjacent tables. Available on tables with PVC, 3mm Wood, Wood Square, Wood Fluted and Ergo user side edge details.

Closed end link brackets are provided for the following applications:

- Tops without bases.
- Tables with a base that does not allow the table to stand alone.



**Table Link - Ends Only**  
**\$120 / table**

AVAILABLE ON  
BRATTICE  
ELIGA  
PACES  
PERFORMANCE  
TIM  
TOD  
TY  
UNO<sup>®</sup>  
VELA

Specify code **TLE** (Table Link - Ends Only), add \$120.00 list per table

Table Link is for linking Versteel table configurations in typical room situations. Specify Table Link - Ends Only when your configuration requires linking on the table ends only. Available on tables with PVC, 3mm Wood, Wood Square, Wood Fluted and Ergo user side edge details. Table Link - Ends Only is included with electrical package options. This will prevent the accidental disconnection of power supply to adjacent tables.



**Leash - TIM Table Link**  
**\$85 / table**

AVAILABLE ON  
TIM

Specify code **TLS** (TIM Table Leash), add \$85.00 list per table

The Leash table link is available on all TIM tables as a casual, quick link that simply holds the tables in position to each other. The Leash is mounted to the underside of the table top, rotating from under the top to latch into the adjacent table Leash.



**Leash - Wavelink Table Link**  
**\$118 / table**

AVAILABLE ON  
WAVELINK

Specify code **TWL** (Wavelink Table Leash), add \$118.00 list per table

The Leash table link is a casual, quick link that simply holds the tables in position to each other. The Leash is mounted to the W2 bases, rotating from under the table top to latch into the adjacent table leg Leash. Available on all linkable Wavelink tables.



**NOTE** CANNOT BE FIELD INSTALLED

**Privacy Screen**

AVAILABLE ON  
ELIGA BENCHING

Specify code **PSCR1S**, **PSCR1L**, **PSCR2S** or **PSCR2L** depending on material choice and size.

Privacy screens are available as an option to the Eliga Benching product and consists of 1/2" thick nominal panel running horizontal in the center of the table. The panel is 18" tall and sits 15.5" above the worksurface with a laser edge all around. Order privacy panel 12" shorter than the length of the table. One privacy panel per table.

**Dry Erase Markerboard**

- 36" - 48" (each).....**PSCR1S** \$ 471
- 60" - 84" (each).....**PSCR1L** \$ 890

Available in all Formica solid laminate colors.

**Rauvisio Crystal Markerboard**

- 36" - 48" (each).....**PSCR2S** \$1838
- 60" - 84" (each).....**PSCR2L** \$3417

Available in color Bianca.

These products can be written on with dry erase markers.

**Form Modesty Panel End Cap Trim Kit  
\$46 / set of 2**

AVAILABLE ON  
FORM MODESTY

Specify code **AFE2EB** (Form Modesty Panel End Cap Trim Kit), add \$46.00 list for set of 2

**SPECIFICATIONS**

- Metal plate attached with screws
- Black powder coat finish
- Attached to back panel to close end of channels
- Set of 2 will cover both ends of a single or run of Form Modesty Panels



**Metal Modesty Panel End Cap Trim Kit  
\$46 / set of 2**

AVAILABLE ON  
FORM MODESTY  
SQUARE METAL MODESTY

Specify code **APE2EBSQ** for square powered modesty

Specify code **AFE2EBSQ** for square non-powered modesty

Specify code **APE2EB** for form powered modesty

Specify code **AFE2EB** for form non-powered modesty



**Storage Pouch - ODIS  
\$133 / pouch**

AVAILABLE ON  
ODIS

Specify code **AOPAY** (Storage Pouch, Alloy) or **AOPEB** (Storage Pouch, Ebony), add \$133.00 list per pouch

Accessory Pouches are available on the 29" tall ODIS tables. The pouch which is made of a durable gray or black mesh material has a 2" opening, is 12" long and 6" deep. Files, folders, laptops and books can all be stored in the pouch. The 3/16" solid wire frame is held in place by a solid aluminum extrusion. The frame and extrusion colors match the color of pouch specified. Since no tools are required for installation this item can be ordered with the table or may be ordered for field installation.



**Acrylic Tray - Entourage Cabinet  
48" Cabinet**

AVAILABLE ON  
ENTOURAGE

Specify code **AAT48O** (Acrylic Outer Tray - 48" Entourage Cabinet), add \$135.00 list each.

Specify code **AAT48C** (Acrylic Center Tray - 48" Entourage Cabinet), add \$150.00 list each.

**60"/72" Cabinet**

AVAILABLE ON  
ENTOURAGE

Specify code **AAT60** (Acrylic Tray - 60" Entourage Cabinet), add \$135.00 list each.

Specify code **AAT72** (Acrylic Tray - 72" Entourage Cabinet), add \$150.00 list each.

**NOTE** CENTER ACCESS SHELF CAN ACCOMMODATE TWO TRAYS ON 60" AND 72" CABINETS



**84" Cabinet**

AVAILABLE ON  
ENTOURAGE

Specify code **AAT84O** (Acrylic Outer Tray - 84" Entourage Cabinet), add \$150.00 list each.

Specify code **AAT84C** (Acrylic Center Tray - 84" Entourage Cabinet), add \$206.00 list each.

**NOTE** CENTER ACCESS SHELF CAN ACCOMMODATE TWO TRAYS ON 84" CABINETS

Acrylic Trays may be added to Entourage Cabinet Models.

**Acrylic Tray - Entourage Cart  
16" Wide Cart.**

AVAILABLE ON  
ENTOURAGE

Specify code **AAT16** (Acrylic Tray - 16" Entourage Cart), add \$189.00 list each.

**20" Wide Cart.**

Specify code **AAT20** (Acrylic Tray - 20" Entourage Cart), add \$200.00 list each.

Acrylic Trays may be added to Entourage Carts.



### Table Transport \$1666 / each

AVAILABLE ON  
BRATTICE  
PERFORMANCE  
VELA  
WAVELINK

Specify code **ATT3054** (Table Transport), add \$1666.00 list each

The transport saves time and labor. Its 31" width can move tables of any length through doorways with ease.



#### SPECIFICATIONS

- Weight: 61 lbs.
- 31" x 54" overall footprint
- Black powder coat finish
- Two (2) swivel and two (2) non-swivel casters
- 5" casters are non-marking wheel material

#### TRANSPORT CAPACITY

FOLDED TABLES WITHOUT MODESTY PANEL	6 ON EDGE
	8 STACKED FLAT
FOLDED TABLES WITH MODESTY	5 STACKED FLAT
OVERLAPPING FOLDED TABLES	4 ON EDGE

**NOTE** MAXIMUM LOAD WEIGHT: 1,000 LBS

**NOTE** TABLES GREATER THAN 27" IN WIDTH DO NOT STACK HORIZONTALLY ON THE TRANSPORT

### Table Transport - TIM \$1666 / each

AVAILABLE ON  
TIM

Specify code **ATT3020** (Table Transport) for 42"- 72" length tables, add \$1666.00 list each

The transport saves time and labor. Its 30" width can move tables of specified lengths through doorways with ease.



#### SPECIFICATIONS

- Weight: 37 lbs.
- 30" overall depth
- Alloy powder coat finish
- Two (2) locking and two (2) non-locking casters
- Casters are non-marking wheel material

#### TRANSPORT CAPACITY

5 ON EDGE
FOLDED TABLES WITHOUT PANEL MODESTY
OR FOLDED TABLES WITH SAIL MODESTY

**NOTE** MAXIMUM LOAD WEIGHT: 1,000 LBS

**NOTE** TABLE LEGS EXTENDED HIGHER THAN 29" STANDARD HEIGHT WILL NOT STORE ON THE TRANSPORT. THE LEGS WILL EXCEED THE TRANSPORT HEIGHT AND DRAG ON THE FLOOR WHEN ROLLING THE CART

### Table Transport - ODIS \$596 / each

AVAILABLE ON  
ODIS

Specify code **ATT2824** (Table Transport - ODIS), add \$596.00 list each

Stacks 20 ODIS tables high. Cart with 20 tables measures approximately 28" w x 24" d x 50" h.



#### SPECIFICATIONS

- Weight: 21 lbs.
- 28" x 24" overall footprint
- Alloy powder coat finish
- Two (2) swivel, two (2) non-swivel casters
- 5" casters are non-marking wheel material

### Table Transport Handle & Strap - ODIS \$432 / each

AVAILABLE ON  
ODIS

Specify code **AOTTHS** (Table Transport Handle & Strap - ODIS), add \$432 list each

#### SPECIFICATIONS

- Table Transport Handle and Strap may be added to the Table Transport for ODIS to secure tables when using the cart on rough or incline surfaces.

### Table Transport Tray - ODIS \$174 / each

AVAILABLE ON  
ODIS

Specify code **AOTTT1718** (Table Transport Tray - ODIS), add \$174.00 list each

Table Transport Tray may be added to the Table Transport for ODIS for the storage of the accessory pouch.



#### SPECIFICATIONS

- Weight: 13 lbs.
- 18" w x 20" l x 4" d
- Alloy powder coat finish

### Table Transport - ODIS ADA \$849 / each

AVAILABLE ON  
ODIS ADA

Specify code **ATT3058** (Table Transport - ODIS ADA), add \$849.00 list each

Stacks 10 ODIS ADA tables high. Cart with 10 tables measures approximately 32½" w x 58" d x 42" h



#### SPECIFICATIONS

- Weight: 35 lbs.
- 30" x 58" overall footprint (with handle)
- Alloy powder coat finish
- Two (2) swivel, two (2) non-swivel casters
- 5" casters are non-marking wheel material

### Table Transport - ODIS Youth \$596 / each

AVAILABLE ON  
ODIS YOUTH

Specify code **ATT2321** (Table Transport - ODIS Youth), add \$596.00 list each

Stacks 20 ODIS tables high. Cart with 20 tables measures approximately 23" w x 21" d x 44" h



#### SPECIFICATIONS

- Weight: 19 lbs.
- 23" x 21" overall footprint
- Alloy powder coat finish
- Two (2) swivel, two (2) non-swivel casters
- 5" casters are non-marking wheel material

**Custom PVC Color Match****Call for quotation / one time charge per color, per order**

Specify code **OCF** (Custom PVC Color Match), add cost from Versteel quotation

PVC Color Match can be the selection of a color that is available from a Versteel supplier or a new custom color developed for the order. Minimum footage requirements mean that the amount of material needed for your order will effect the cost.

For PVC Color Matching you must supply a color reference sample. Versteel will review the sample for possible existing colors available and send a sample for customer approval. If no color match exists, a custom match will be developed and sampled for customer approval before a production schedule is established.

**NOTE** CUSTOM COLOR MATCHING APPROVALS MAY AFFECT STANDARD PRODUCTION SCHEDULES

**Custom T-Mold Color Match****Call for quotation / one time charge per color, per order**

Specify code **OCT** (Custom T-Mold Color Match), add cost from Versteel quotation

T-Mold Color Match can be the selection of a color that is available from a Versteel supplier or a new custom color developed for the order. Minimum footage requirements mean that the amount of material needed for your order will effect the cost.

For T-Mold Color Matching you must supply a color reference sample. Versteel will review the sample for possible existing colors available and send a sample for customer approval. If no color match exists, a custom match will be developed and sampled for customer approval before a production schedule is established.

**NOTE** CUSTOM COLOR MATCHING APPROVALS MAY AFFECT STANDARD PRODUCTION SCHEDULES

**Powder Coat Alternative****Call for quotation**

Specify code **OPA** (Powder Coat Alternative), add cost from Versteel quotation

Powder Coat Alternative is available from Versteel. The entire RAL color reference along with hundreds of other colors and finishes are available.

For Powder Coat Alternative matching, you must supply a color reference sample, or an RAL number. Versteel will review the sample for possible existing colors available and send a sample for customer approval. If no color match exists, a custom match can be developed. Call Versteel Customer Service for associated upcharges on custom color development.

**NOTE** CUSTOM COLOR MATCHING APPROVALS MAY AFFECT STANDARD PRODUCTION SCHEDULES

**Stain Finish Match****\$894 / one time charge per finish, per order**

Specify code **OSM** (Stain Finish Match), add \$894.00 list per finish, per order

Alternative Stain Finishes are available for veneer and wood edged tops.

For Stain Finish Matching you must supply a 4" x 4" finish color and grain reference sample. An expertly finish matched sample will be provided for customer approval.

**NOTE** CUSTOM COLOR MATCHING APPROVALS MAY AFFECT STANDARD PRODUCTION SCHEDULES

**Veneer and Wood Solids Alternative****Call for quotation**

For veneer and wood requirements other than the standard cherry, maple and walnut, contact Versteel Customer Service. Versteel is adept at working with a host of domestic and exotic materials. From inlays, figures, pie cuts and special edge profiles, to custom fill levels and sheens, each top is created using the best of technology and old world craftsmanship. The items you only imagined or expected to only be available from a millwork shop are now just another part of your Versteel order. Call Versteel Customer Service for availability and quotation.

**Wood Finish Alternative****Call for quotation**

When veneer tables are required to have a finish other than the standard natural grain fill level finish appearance, semi-filled or full-filled finishes are available by requesting a quote from Versteel. Call Versteel Customer Service for availability and quotation.

**Resin Edge Material Alternative****Call for quotation****GLOSS**

Seamless, rigid, blended resin edge with a hand polished high gloss finish.

**SATIN**

Seamless, semi-rigid, blended resin edge with a hand sanded satin finish. Scuffs, scratches and surface damage to the edge are field repairable.

**SATIN-SOFT**

Seamless, pliable, blended resin edge with a hand sanded finish. The features are memory and pliability. Scuffs, scratches and surface damage to the edge are field repairable.

Call Versteel Customer Service for availability and quotation.

**Glass Top Table Alternative****Call for quotation**

Versteel glass top tables meet or exceed government specification DDG-451d, which regulates the quality standards of all glass manufacturing. This specification takes into consideration certain imperfections inherent in glass production. Call Versteel Customer Service for availability and quotation on series not priced with glass tops.

**Henri - \$308 / unit**

Specify code **PH\_** (Henri - Location\_),  
add \$308.00 list per Henri

The pop-up Henri electrical unit(s) is factory installed in the specified location. Perfect for single table applications.

**SPECIFICATIONS**

- One 9' cord, one 15 amp circuit, standard grounded plug
- Surge protection
- Two electrical outlets per unit



**NOTE** FOR MORE PLANNING AND ORDERING DETAIL INFORMATION SEE ELECTRICAL PLANNING SECTION PAGES 55-70

**NOTE** FOR HENRI VOICE AND DATA JACK OPTIONS SEE PAGE 50



Location A

**1 Henri - Location A  
\$308 / table**

Specify code **PHA** (1 Henri - Location A),  
add \$308.00 list per table

One pop-up Henri electrical unit is factory installed in the front center location of the top.

**NOTE** LOCATION A HENRI UNITS NOT AVAILABLE ON 72" LENGTH TIM RECTANGLES AND ARC RECTANGLES



Location D

**2 Henris - Location D  
\$616 / table**

Specify code **PHD** (2 Henris - Location D),  
add \$616.00 list per table

Two pop-up Henri electrical units are factory installed in the front corner locations of the top.

**NOTE** LOCATION D HENRI UNITS NOT AVAILABLE ON 42" & 48" LENGTH TIM RECTANGLES AND ARC RECTANGLES



Location F

**1 Henri - Location F  
\$308 / table**

Specify code **PHF** (1 Henri - Location F),  
add \$308.00 list per table

One pop-up Henri electrical unit is factory installed in the center of the top.



Location E

**2 Henris - Location E  
\$616 / table**

Specify code **PHF** (2 Henris - Location E),  
add \$616.00 list per table

Two pop-up Henri electrical units are factory installed in the front outer corner locations of the top.



Location K

**1 Henri - Location K  
\$308 / table**

Specify code **PHK** (1 Henri - Location K),  
add \$308.00 list per table

One pop-up Henri electrical unit is factory installed lengthwise in the center of the top.



Location H

**2 Henris - Location H  
\$616 / table**

Specify code **PHH** (2 Henris - Location H),  
add \$616.00 list per table

Two pop-up Henri electrical units are factory installed in predetermined positions in the top.



Location R

**1 Henri - Location R  
\$308 / table**

Specify code **PHR** (1 Henri - Location R),  
add \$308.00 list per table

One pop-up Henri electrical unit is factory installed in a predetermined position in the top.



Henri Now linking systems require an [HNPU](#) power supply unit per each sequence. Specify code HNPU, \$403.00 list each.

- 120" cord length
- 15 amp circuit
- standard grounded plug
- surge protection



**Henri Now - \$298 / unit**

Specify code **PHN\_** (Henri Now - Location\_), add \$298.00 list per Henri Now.

Table link - ends only is included with henri and powerlink electrical package options selection. The table link will prevent the accidental disconnection of power supply to adjacent tables

The pop-up Henri Now electrical unit(s) is factory installed in the specified location. Recommended for multiple table applications. May be sequenced in any order.

**SPECIFICATIONS**

- One 10' cord, one 15 amp circuit, standard grounded plug
- Surge protection
- Two electrical outlets per unit



**NOTE** FOR MORE PLANNING AND ORDERING DETAIL INFORMATION SEE ELECTRICAL PLANNING SECTION PAGES 55-70

**NOTE** FOR HENRI NOW VOICE AND DATA JACK OPTIONS SEE PAGE 50

**NOTE** HENRI NOW SOFT WIRED LINKED SYSTEMS DO NOT WORK WITH GFCI RECEPTACLES. CONTACT VERSTEEL FOR ADDITIONAL INFORMATION.



Location A

**1 Henri Now - Location A  
\$298 / table**

Specify code **PHNA** (1 Henri Now - Location A), add \$298.00 list per table

One pop-up Henri Now electrical unit is factory installed in the front center location of the top.



Location D

**2 Henri Nows - Location D  
\$596 / table**

Specify code **PHND** (2 Henri Nows - Location D), add \$596.00 list per table

Two pop-up Henri Now electrical units are factory installed in the front corner locations of the top.



Location F

**1 Henri Now - Location F  
\$298 / table**

Specify code **PHNF** (1 Henri Now - Location F), add \$298.00 list per table

One pop-up Henri Now electrical unit is factory installed in the center of the top.



Location N

**2 Henri Nows - Location N  
\$596 / table**

Specify code **PHNN** (2 Henri Nows - Location N), add \$596.00 list per table

Two pop-up Henri Now electrical units are factory installed in the front outer corner locations of the top.



Location K

**1 Henri Now - Location K  
\$298 / table**

Specify code **PHNK** (1 Henri Now - Location K), add \$298.00 list per table

One pop-up Henri Now electrical unit is factory installed lengthwise in the center of the top.



Location H

**2 Henri Nows - Location H  
\$596 / table**

Specify code **PHNH** (2 Henri Nows - Location H), add \$596.00 list per table

Two pop-up Henri Now electrical units are factory installed in predetermined positions in the top.



Location R

**1 Henri Now - Location R  
\$298 / table**

Specify code **PHNR** (1 Henri Now - Location R), add \$298.00 list per table

One pop-up Henri Now electrical unit is factory installed in a predetermined position in the top.



**Power Access**

The flush mount Power Access unit(s) is factory installed in the worksurface. Indicate specified location on your purchase order.



**SPECIFICATIONS**

- Completely flush mounted in work surface
- Two (2) power outlets per unit
- Two (2) USB-A charging ports per unit
- Two (2) open ports for data/AV jacks per unit
- 6" x 4" bezel
- Body and interior of unit black

*NOTE FOR POWER ACCESS VOICE AND DATA JACKS REFER TO DATA JACK OPTIONS*

**Bezel and Door Color**

Standard Powder Coat	n/c
Premium Powder Coat	\$147

*NOTE TRANSPARENT POWDER COATS AND PLATINUM ARE NOT AVAILABLE*

**Individually Powered Unit**

Model	Description	
EPA-IP	Individually powered (corded system)	\$491 list

**Cord Length**

72	72" cord length	n/c
144	144" cord length	\$36 list
180	180" cord length	\$48 list

UL/CSA Listed

**Model Example: EPA-IP-144**

**Soft-Wired Linking Unit**

Model	Description	
EPA-SL	Soft-wired linking system	\$595 list

**SPECIFICATIONS**

- Single circuit, 15 AMP
- No sequencing of units required
- Up to eight (8) units per circuit
- Requires HNPU power supply per circuit

HNPU	Power supply unit	\$404 list
------	-------------------	------------

**Cord Length**

120	120" cord length	n/c
144	144" cord length	\$17 list
180	180" cord length	\$27 list



ETL Listed to the UL962 Standard

**Model Example: EPA-SL-120**

**Hard-Wired System**

Model	Description	
EPA-HW	Hard-wired system	Call

**SPECIFICATIONS**

- Multi-circuit (4 wire, 2 circuit, 20 AMP circuits)
- No sequencing of units required
- Up to 20 units linked per circuit
- System priced per project, call for quote

*NOTE UP TO 20 UNITS LINKED PER SYSTEM (10 CIRCUIT 1 AND 10 CIRCUIT 2). MUST SPECIFY WHICH UNITS ARE TO BE ON WHICH CIRCUIT*

UL/CSA Listed

**Model Example: EPA-HW-DA-HD**

**Power Access Data Plate Guidelines**

The Power Access Data Plate has (4) available slots for data jacks. Listed below are specification codes, number of slots each jack will occupy, and pricing.

Jack Type	Specify Code	Number of Slots	List Price per Jack Type
Data	DA	1	\$40
Voice	VO	1	\$16
HDMI	HD	2	\$93
Data Coupler	DD	1	\$128
Voice Coupler	VV	1	\$37



**Power Bay - \$1164 / unit**

Specify code **EPB\_** (Power Bay - Location\_), add \$1164.00 list per Power Bay for first unit per table and \$1164.00 for each additional unit.

For clear anodized aluminum finish, add \$126 list per unit

The flush mount Power Bay electrical unit(s) is factory installed in the specified location. Choose any standard powder coat, or Clear Anodized Aluminum, for bezel and door.

**SPECIFICATIONS**

- One 10' cord, one 15 amp circuit, standard grounded plug
- Surge protection
- Four electrical outlets per unit
- Data plate with 9 slots



**NOTE** FOR MORE PLANNING AND ORDERING  
 DETAIL INFORMATION SEE ELECTRICAL PLANNING  
 SECTION PAGES 55-70

**NOTE** USE POWER BAY DATA PLATE GUIDELINES TO SPECIFY DATA JACKS

?

**1 Power Bay - Provide Location Print  
 \$1164 / table**

Specify code **EPB1** (1 Power Bay - Provide Location Print), add \$1164.00 list per table

One flush mount Power Bay electrical unit is factory installed in the top location indicated by specifier's print.

??

**2 Power Bays - Provide Location Print  
 \$2328 / table**

Specify code **EPB2** (2 Power Bays - Provide Location Print), add \$2328.00 list per table

Two flush mount Power Bay electrical units are factory installed in the top locations indicated by specifier's print.

???

**3 Power Bays - Provide Location Print  
 \$3492 / table**

Specify code **EPB3** (3 Power Bays - Provide Location Print), add \$3492.00 list per table

Three flush mount Power Bay electrical units are factory installed in the top locations indicated by specifier's print.

????

**4 Power Bays - Provide Location Print  
 \$4656 / table**

Specify code **EPB4** (4 Power Bays - Provide Location Print), add \$4656.00 list per table

Four flush mount Power Bay electrical units are factory installed in the top locations indicated by specifier's print.

**Power Bay Data Plate  
 Guidelines**

The Power Bay Data Plate has (9) available slots for data jacks. Listed below are specification codes, number of slots each jack will occupy, and pricing.

Jack Type	Specify Code	Number of Slots	List Price per Jack Type
Data	DA	1	\$40
Voice	VO	1	\$16
Mini Stereo	MS	1	\$19
VGA	VG	2	\$28
HDMI	HD	2	\$93
USB	US	2	\$42
Data Coupler	DD	1	\$128
Voice Coupler	VV	1	\$37

**V Charge Wireless Charging**

Wireless charging pads for phones and tablets with built-in Qi wireless charging. Pads are surface mounted into the table top.

**Option Code**

WVC1

\$275 list

**SPECIFICATIONS**

- 10 Watt fast charge wireless charging unit embedded in table top
- Soft touch cover plate with V Charge logo
- Surface mounted
- 6' power supply included

**Unit Color**

BLK	Black	n/c
WHT	White	n/c

**Option Code**

WVC2

\$353 list

**SPECIFICATIONS**

- 15 watt fast charge wireless charging unit embedded in table top
- Soft touch cover plate with V Charge logo
- Surface mounted
- 5' power supply included

**Unit Color**

BLK	Black	n/c
WHT	White	n/c

**V Power™ (Kwikboost EdgePower)**

V Power™ supports diversity and flexibility in a fluid environment. Utilizing cordless, battery-powered charging, the V Power attaches to the edge of each worksurface, giving individuals and teams the freedom to work or learn anywhere. For a more discreet appearance, mount unit under the worksurface with an optional bracket, sold separately.

**CHARGING UNIT SPECIFICATIONS**

- Adjustable, attaches to 0.7" to 1.5" tops
- Includes 110V AC outlet, USB-A port and USB-C PD port
- Charges laptops, tablets, phones, etc
- Operating temperatures:
  - 32 to 113°F (0 to 45°C) while in use
  - 14 to 131°F (-10 to 55°C) when not in use
- Dimensions (with battery): 10.3"L x 4.9"W x 5.2" to 6"H



**RECHARGEABLE BATTERY SPECIFICATIONS**

- Easily Interchangeable
- Rechargeable using base charging station
- Includes LED charge indicator lights
- 146.52 battery capacity
- 18650 Li-ion battery
- Up to 500 life cycles
- Recharge time: 2 hours
- Dimensions: 9.1"L x 3"W x 2.1"H



**CHARGER / CHARGING STATION SPECIFICATIONS**

- Single charger, 3-bay charging station, or 9-bay charging station
- Fully recharges batteries in 2 hours
- 3-bay station is stackable and expandable
- Dimensions (with battery):
  - Single 3.25"L x 0.75"W x 2.25"H
  - 3-bay 15"L x 12"W x 6"H
  - 9-bay 15"L x 12"W x 13.5"H



**Personal Use Bundle**

Model	Description	
VPPUB	Two (2) Rechargeable Batteries One (1) Clamp-on Desktop Charging Unit One (1) Single Battery Charger	\$1097 list

**Light Use Bundle**

Model	Description	
VPLUB	Three (3) Rechargeable Batteries Three (3) Clamp-on Desktop Charging Units One (1) 3-Bay Base Charging Station	\$2157 list

**Medium Use Bundle**

Model	Description	
VPMUB	Six (6) Rechargeable Batteries Three (3) Clamp-on Desktop Charging Units (1) 3-Bay Base Charging Station	\$3158 list

**Heavy Use Bundle**

Model	Description	
VPHUB	Nine (9) Rechargeable Batteries Six (6) Clamp-on Desktop Charging Units One (1) 9-Bay Base Charging Station	\$5284 list

**Constant Use Bundle**

Model	Description	
VPCUB	Twelve (12) Rechargeable Batteries Six (6) Clamp-on Desktop Charging Units One (1) 9-Bay Base Charging Station	\$6263 list

**Under Surface Mounting Bracket**

Model	Description	
VPUSMB		\$ 34 list

### Single Circuit Powerlink Package \$1062 or \$1390 / table

Table link - ends only is included with henri and powerlink electrical package options selection. The table link will prevent the accidental disconnection of power supply to adjacent tables

Specify code **PPTL1** (Powerlink Package 72" or less), add \$1062.00 list per table

Specify code **PPTG1** (Powerlink Package greater than 72"), add \$1390.00 list per table

One Powerlink electrical unit is shipped with the table for field installation. Mounting Lever Locks are factory installed in the bottom front edge location of the table. Powerlink installs without the use of tools, in the above table top facing user, below table top facing out or below table top facing user positions.

#### SPECIFICATIONS

- Single Circuit, Soft-wired, linking system
- 9' cord, standard grounded plug (custom lengths available)
- 15 Amp circuit w/breaker and Surge Protector
- One duplex outlet (2 simplex outlets) on Powerlinks up to 48" in length, and two duplex outlets on units longer than 48" (custom outlet configurations available)
- One voice, one data jack on Powerlinks up to 48" in length; Two voice, two data jacks on units longer than 48" (custom data configurations available)

**NOTE** FOR MORE PLANNING AND ORDERING DETAIL INFORMATION SEE ELECTRICAL PLANNING SECTION PAGES 55-70

### Multiple Circuit Powerlink Package – System 2 \$1062 or \$1390 / table

Table link - ends only is included with henri and powerlink electrical package options selection. The table link will prevent the accidental disconnection of power supply to adjacent tables

Specify code **PPTL2** (Powerlink Package 72" or less), add \$1062.00 list per table

Specify code **PPTG2** (Powerlink Package greater than 72"), add \$1390.00 list per table

One Powerlink electrical unit is shipped with the table for field installation. Mounting Lever Locks are factory installed in the bottom front edge location of the table. Powerlink installs without the use of tools, in the above table top facing user, below table top facing out or below table top facing user positions.

#### SPECIFICATIONS

- Multi-circuit, hard-wired, linking system
- 6' hard-wired in-feed (custom lengths available)
- Two 20 Amp Circuits (4-wire, 2-circuit)
- Two duplex outlets (Circuits 1 & 2) on Powerlinks up to 60" in length, and four duplex outlets (2 on each circuit) on units longer than 60" (custom outlet configurations available)
- One voice, one data jack on Powerlinks up to 48" in length; Two voice, two data jacks on units longer than 48" (custom data configurations available)

**NOTE** FOR MORE PLANNING AND ORDERING DETAIL INFORMATION SEE ELECTRICAL PLANNING SECTION PAGES 55-70

Table link - ends only is included with henri and powerlink electrical package options selection. The table link will prevent the accidental disconnection of power supply to adjacent tables

### Multiple Circuit Powerlink Package – System 3 \$1500 or \$1809 / table

Specify code **PPTL3** (Powerlink Package 48" or less), add \$1500.00 list per table

Specify code **PPTG3** (Powerlink Package greater than 48"), add \$1809.00 list per table

One Powerlink electrical unit is shipped with the table for field installation. Mounting Lever Locks are factory installed in the bottom front edge location of the table. Powerlink installs without the use of tools, in the above table top facing user, below table top facing out or below table top facing user positions.

#### SPECIFICATIONS

- Multi-circuit, hard-wired, linking system
- 6' hard-wired in-feed (custom lengths available)
- Three 20 Amp Circuits (8-wire, 3-circuit)
- Three simplex outlets (circuits 1, 2 & 3) on Powerlinks up to 48" in length, and two sets of three simplexes on Powerlinks greater than 48" in length (outlet configurations are customizable)
- One voice, one data jack on Powerlinks up to 48" in length; Two voice, two data jacks on units longer than 48" (custom data configurations available)
- Circuit 3 has a shielded, independent ground wire for computers and peripherals
- No shared neutrals on the 3 circuits

**NOTE** FOR MORE PLANNING AND ORDERING DETAIL INFORMATION SEE ELECTRICAL PLANNING SECTION PAGES 55-70

### Power Source Outlets \$175 / power source

Specify code **PPS** (Power Source Outlets), add \$175.00 list per table

Power Source Outlets supply individual tables surge protected electrical connections. Unit is field installed and controlled by an illuminated On/Off switch.



#### SPECIFICATIONS

- 10' 14 AWGx3C power cord
- Illuminated On/Off and Reset switch
- 1,000 Joules surge protection
- Six (6) grounded power outlets per unit
- Aluminum housing mounts to underside of top
- Black

**NOTE** FOR MORE PLANNING AND ORDERING DETAIL INFORMATION SEE ELECTRICAL PLANNING SECTION PAGES 55-70

**Eclipse**

Soft touch finish brings a hint of play to any fashionable work environment. Three port options. Mounts in surface.



**SPECIFICATIONS**

- Hole mount is 4.5" diameter

Model	Description	
ECL-IP3X	Three (3) power	\$392 list
ECL-IP2U	Two (2) power and one (1) dual port USB charger	\$462 list

**Unit Color**

STB	Soft Touch Black Plastic	n/c
STG	Soft Touch Green Plastic	n/c
STO	Soft Touch Orange Plastic	n/c
STW	Soft Touch White Plastic	n/c

**Cord Length**

72	72" cord length, black	n/c
120	120" cord length black	\$ 18 list

**Model Example: ECL-IP2U-STB-72**

**Hemisphere**

Soft touch finish brings a hint of play to any fashionable work environment. Three port options. Mounts in surface.



**SPECIFICATIONS**

- Hole mount is 3" diameter

Model	Description	
HEM-IP3X	Three (3) power	\$282 list
HEM-IP2U	Two (2) power and one (1) dual port USB charger	\$350 list

**Unit Color**

STB	Soft Touch Black Plastic	n/c
STG	Soft Touch Green Plastic	n/c
STO	Soft Touch Orange Plastic	n/c
STW	Soft Touch White Plastic	n/c

**Cord Length**

72	72" cord length, black	n/c
120	120" cord length, black	\$ 18 list

**Model Example: HEM-IP2U-STB-72**

**Mini-Tap**

Mini-Tap provides 2 outlets that can be mounted, with key slots, so as to put power near the edge of the worksurface. Mini-Tap is black.



**SPECIFICATIONS**

- Two (2) Simplexes
- Available with spill-proof Simplexes

Model	Description	
MTP-IP2X	Two (2) power	\$133 list
MTP-IP2U	One (1) power and one (1) dual port USB charger	\$343 list

**Cord Length**

72	72" cord length, black	n/c
120	120" cord length, black	\$ 18 list

**Model Example: MTP-IP2X-72**

**Node**

Flush mount design complements a wide range of aesthetics. Plated or powder coat finishes bely a robust, die-cast construction.



Model	Description	
NOD-IP2X	Two (2) power	\$252 list
NOD-IP2U	One (1) power and one (1) dual port USB charger	\$347 list
NOD-IP2O	One (1) power and one (1) open data port	\$238 list

**Unit Color** (Additional finishes available upon request)

DBP	Dark Bronze Plated	\$122 list
MPC	Midnight Powder Coat	n/c
PPC	Parchment Powder Coat	n/c
SNP	Satin Nickel Plated	\$122 list
SPC	Silver Powder Coat	n/c

**Cord Length**

72	72" cord length, black	n/c
120	120" cord length, black	\$ 18 list

**Data Option** (Only available with NOD-IP2O)

DA	Cat6 RJ45 data jack w/ 10' patch cord	\$ 86 list
HD	HDMI jack	\$ 98 list
US	USB passive jack	\$ 63 list
VO	Cat3 RJ11 voice jack w/ 7' patch cord	\$ 40 list

**Model Example: NOD-IP2U-SPC-72**

**Salt or Pepper**

Individual dual USB charger or power outlet for easy, quick access applications.



**SPECIFICATIONS**

- Salt or Pepper hole mount is 1 3/4" diameter
- Smooth seamless design
- Spill-proof power simplex
- 72" power cord, black

Model	Description	
SLT1	One (1) dual port USB A charger	\$185 list
SLT3	One (1) single port USB C 60 watt charger	\$390 list
SLT4	One (1) 10 watt USB A + 10 watt USB C charger	\$234 list
PPR	One (1) power outlet w/72" black cord	\$102 list

**Unit Color** (Additional finishes available upon request)

BERP	Berry
BLKP	Black
BLUP	Blue
DSKP	Dusk
FOGP	Fog
HNYP	Honey
NVYP	Navy
ORGP	Orange
PCKP	Peacock
PPYP	Poppy
SGRP	Spring Green
SRMP	Storm
WHTP	White

**Model Example: SLT4-BLKP**

**Axil Z IP** (Individually Powered)

Constructed out of anodized aluminum with a painted, steel faceplate, Axil Z is a robust, scalable and customizable power/data solution.

**SPECIFICATIONS**

- Mounts flat, sitting just above worksurface
- Requires cutout in worksurface
- Includes a voice/data adapter kit to accept couplers and jacks when required
- Fits in tops ¾" to 1 ¼" thick

**Model Description**

AXZ-IP-2-0	Two (2) power and no data	\$373 list
AXZ-IP-2-2	Two (2) power and two (2) open ports	\$382 list
AXZ-IP-2-4	Two (2) power and four (4) open ports	\$390 list
AXZ-IP-2-6	Two (2) power and six (6) open ports	\$399 list
AXZ-IP-3-1	Three (3) power and one (1) open port	\$396 list
AXZ-IP-3-3	Three (3) power and three (3) open ports	\$403 list
AXZ-IP-3-5	Three (3) power and five (5) open ports	\$412 list
AXZ-IP-4-0	Four (4) power and no open ports	\$491 list
AXZ-IP-4-2	Four (4) power and two (2) open ports	\$499 list
AXZ-IP-4-4	Four (4) power and four (4) open ports	\$505 list

**Unit Color**

MWCA	Matte White Faceplate, Clear AI Trim	n/c
MBCA	Matte Black Faceplate, Clear AI Trim	n/c
MSCA	Matte Storm Faceplate, Clear AI Trim	n/c
MFCA	Matte Fog Faceplate, Clear AI Trim	n/c
GWCA	Gloss White Faceplate, Clear AI Trim	n/c
GBCA	Gloss Black Faceplate, Clear AI Trim	n/c
SVCA	Silver Faceplate, Clear AI Trim	n/c
MWBA	Matte White Faceplate, Black Trim	\$128 list
MBBA	Matte Black Faceplate, Black Trim	\$128 list
MSBA	Matte Storm Faceplate, Black Trim	\$128 list
MFBA	Matte Fog Faceplate, Black Trim	\$128 list
GWBA	Gloss White Faceplate, Black Trim	\$128 list
GBBA	Gloss Black Faceplate, Black Trim	\$128 list
SVBA	Silver Faceplate, Black Trim	\$128 list

**Cord Length**

72	72" cord length, black	n/c
120	120" cord length, black	\$ 18 list

**USB Charging Options** (Total cannot exceed 80 watts)

UA	One (1) 20 watt dual port USB A charging module (requires 1 open port)	\$136 list
UA2	Two (2) 20 watt dual port USB A charging modules (requires 2 open ports)	\$268 list
UAC	One (1) 10 watt USB A + 10 watt USB C charging module (requires 1 open port)	\$136 list
UAC2	Two (2) 10 watt USB A + 10 watt USB C charging modules (requires 2 open ports)	\$272 list
UC	One (1) 60 watt USB C charging module (requires 2 open ports)	\$290 list

**Data Option** (Each data jack requires 1 open port)

DA	Cat6 RJ45 data jack w/ 10' patch cord	\$ 86 list
HD	HDMI jack	\$ 98 list
MS	3.5mm mini-stereo audio jack	\$ 28 list
US	USB passive jack	\$ 63 list
VG	VGA jack, 15 pin	\$122 list
VO	Cat3 RJ11 voice jack w/ 7' patch cord	\$ 40 list

**Model Example: AXZ-IP-4-2-GWCA-72-DA-DA**

*Tables specified with linked units require table link. The table link will prevent the accidental disconnection of power supply to adjacent tables.*

**Axil Z SL2** (Soft-Wired, Linked)

Constructed out of anodized aluminum with a painted, steel faceplate, Axil Z is a robust, scalable and customizable power/data solution.

**SPECIFICATIONS**

- Mounts flat, sitting just above worksurface
- Requires cutout in worksurface
- Includes a voice/data adapter kit to accept couplers and jacks when required
- Fits in tops ¾" to 1 ¼" thick
- Maximum of 8 units in sequence
- Interlink iQ 2.0 (not compatible with units sold prior to 2/1/19)

**Model Description**

AXZ-SL2-2-0	Two (2) power and no data	\$384 list
AXZ-SL2-2-2	Two (2) power and two (2) open ports	\$394 list
AXZ-SL2-2-4	Two (2) power and four (4) open ports	\$402 list
AXZ-SL2-2-6	Two (2) power and six (6) open ports	\$410 list
AXZ-SL2-3-1	Three (3) power and one (1) open port	\$407 list
AXZ-SL2-3-3	Three (3) power and three (3) open ports	\$416 list
AXZ-SL2-3-5	Three (3) power and five (5) open ports	\$424 list

**NOTE** SOFT-WIRED, LINKED UNITS CAN HAVE A MAXIMUM OF 3 POWER OUTLETS AND 1 DUAL PORT USB CHARGING MODULE PER UNIT.

**Unit Color**

MWCA	Matte White Faceplate, Clear AI Trim	n/c
MBCA	Matte Black Faceplate, Clear AI Trim	n/c
MSCA	Matte Storm Faceplate, Clear AI Trim	n/c
MFCA	Matte Fog Faceplate, Clear AI Trim	n/c
GWCA	Gloss White Faceplate, Clear AI Trim	n/c
GBCA	Gloss Black Faceplate, Clear AI Trim	n/c
SVCA	Silver Faceplate, Clear AI Trim	n/c
MWBA	Matte White Faceplate, Black Trim	\$128 list
MBBA	Matte Black Faceplate, Black Trim	\$128 list
MSBA	Matte Storm Faceplate, Black Trim	\$128 list
MFBA	Matte Fog Faceplate, Black Trim	\$128 list
GWBA	Gloss White Faceplate, Black Trim	\$128 list
GBBA	Gloss Black Faceplate, Black Trim	\$128 list
SVBA	Silver Faceplate, Black Trim	\$128 list

**Power Infeed**

BPS2-72	72" cord length, black	\$509 list
BPS2-120	120" cord length, black	\$526 list
BPS2-180	180" cord length, black	\$556 list

**NOTE** 8 UNITS PER 1 BPS.

**Jumper**

BEJ2	Standard jumper included with tables up to and including 60". BEJ2 jumper required for tables greater than 60".	\$134 list
------	---	------------

**USB Charging Options** (Total cannot exceed 80 watts)

UA	One (1) 20 watt dual port USB A charging module (requires 1 open port)	\$136 list
UA2	Two (2) 20 watt dual port USB A charging modules (requires 2 open ports)	\$268 list
UAC	One (1) 10 watt USB A + 10 watt USB C charging module (requires 1 open port)	\$136 list
UAC2	Two (2) 10 watt USB A + 10 watt USB C charging modules (requires 2 open ports)	\$272 list
UC	One (1) 60 watt USB C charging module (requires 2 open ports)	\$290 list

**Data Option** (Each data jack requires 1 open port)

DA	Cat6 RJ45 data jack w/ 10' patch cord	\$ 86 list
HD	HDMI jack	\$ 98 list
MS	3.5mm mini-stereo audio jack	\$ 28 list
US	USB passive jack	\$ 63 list
VG	VGA jack, 15 pin	\$122 list
VO	Cat3 RJ11 voice jack w/ 7' patch cord	\$ 40 list

**Model Example: AXZ-SL2-2-0-GWCA**

**Ellora IP** (Individually Powered)

Anodized aluminum construction and smart design keep cable clutter out of sight.

**NOTE** ELLORA UNITS ARE NOT RECOMMENDED ON TILTING TABLES



Tables specified with linked units require table link. The table link will prevent the accidental disconnection of power supply to adjacent tables.

**SPECIFICATIONS**

- Includes a voice/data adapter kit to accept couplers and jacks when required
- Fits in tops 3/4" to 1 3/4" thick
- Requires cutout in worksurface

Model	Description	
ELL-IP-2-0	Two (2) power and no data	\$585 list
ELL-IP-2-2	Two (2) power and two (2) open ports	\$597 list
ELL-IP-2-4	Two (2) power and four (4) open ports	\$606 list
ELL-IP-2-6	Two (2) power and six (6) open ports	\$617 list
ELL-IP-3-1	Three (3) power and one (1) open port	\$612 list
ELL-IP-3-3	Three (3) power and three (3) open ports	\$623 list
ELL-IP-3-5	Three (3) power and five (5) open ports	\$632 list
ELL-IP-4-0	Four (4) power and no open ports	\$761 list
ELL-IP-4-2	Four (4) power and two (2) open ports	\$771 list
ELL-IP-4-4	Four (4) power and four (4) open ports	\$782 list

**Unit Color**

SAAWT	Silver Anodized Aluminum with White Trim	n/c
SAABT	Silver Anodized Aluminum with Black Trim	n/c
BAABT	Black Anodized Aluminum with Black Trim	\$184 list

**Cord Length**

72	72" cord length, black	n/c
120	120" cord length, black	\$ 18 list

**USB Charging Options** (Total cannot exceed 80 watts)

UA	One (1) 20 watt dual port USB A charging module (requires 1 open port)	\$136 list
UA2	Two (2) 20 watt dual port USB A charging modules (requires 2 open ports)	\$268 list
UAC	One (1) 10 watt USB A + 10 watt USB C charging module (requires 1 open port)	\$136 list
UAC2	Two (2) 10 watt USB A + 10 watt USB C charging modules (requires 2 open ports)	\$272 list
UC	One (1) 60 watt USB C charging module (requires 2 open ports)	\$290 list

**Data Option** (Each data jack requires 1 open port)

DA	Cat6 RJ45 data jack w/ 10' patch cord	\$ 86 list
HD	HDMI jack	\$ 98 list
MS	3.5mm mini-stereo audio jack	\$ 28 list
US	USB passive jack	\$ 63 list
VG	VGA jack, 15 pin	\$122 list
VO	Cat3 RJ11 voice jack w/ 7' patch cord	\$ 40 list

**Model Example:** ELL-IP-4-4-SAABT-72-U1-DA-DA-HD

**Ellora SL2** (Soft-Wired, Linked)

Smart design keeps cable clutter out of sight by allowing use while the lid is shut.



**SPECIFICATIONS**

- Includes a voice/data adapter kit to accept couplers and jacks when required
- Fits in tops 3/4" to 1 3/4" thick
- Requires cutout in worksurface
- Maximum of 8 units in sequence
- Interlink IQ 2.0 (not compatible with units sold prior to 2/1/19)

Model	Description	
ELL-SL2-2-0	Two (2) power and no data	\$597 list
ELL-SL2-2-2	Two (2) power and two (2) open ports	\$612 list
ELL-SL2-2-4	Two (2) power and four (4) open ports	\$638 list
ELL-SL2-2-6	Two (2) power and six (6) open ports	\$664 list
ELL-SL2-3-1	Three (3) power and one (1) open port	\$608 list
ELL-SL2-3-3	Three (3) power and three (3) open ports	\$633 list
ELL-SL2-3-5	Three (3) power and five (5) open ports	\$661 list

**NOTE** SOFT-WIRED, LINKED UNITS CAN HAVE A MAXIMUM OF 3 POWER OUTLETS AND 1 DUAL PORT USB CHARGING MODULE PER UNIT.

**Unit Color**

SAAWT	Silver Anodized Aluminum with White Trim	n/c
SAABT	Silver Anodized Aluminum with Black Trim	n/c
BAABT	Black Anodized Aluminum with Black Trim	\$184 list

**Power Infeed**

BPS2-72	72" cord length, black	\$509 list
BPS2-120	120" cord length, black	\$526 list
BPS2-180	180" cord length, black	\$556 list

**NOTE** 8 UNITS PER 1 BPS.

**Jumper**

BEJ2	Standard jumper included with tables up to and including 60". BEJ2 jumper required for tables greater than 60".	\$134 list
------	---	------------

**USB Charging Options** (Total cannot exceed 80 watts)

UA	One (1) 20 watt dual port USB A charging module (requires 1 open port)	\$136 list
UA2	Two (2) 20 watt dual port USB A charging modules (requires 2 open ports)	\$268 list
UAC	One (1) 10 watt USB A + 10 watt USB C charging module (requires 1 open port)	\$136 list
UAC2	Two (2) 10 watt USB A + 10 watt USB C charging modules (requires 2 open ports)	\$272 list
UC	One (1) 60 watt USB C charging module (requires 2 open ports)	\$290 list

**Data Option** (Each data jack requires 1 open port)

DA	Cat6 RJ45 data jack w/ 10' patch cord	\$ 86 list
HD	HDMI jack	\$ 98 list
MS	3.5mm mini-stereo audio jack	\$ 28 list
US	USB passive jack	\$ 63 list
VG	VGA jack, 15 pin	\$122 list
VO	Cat3 RJ11 voice jack w/ 7' patch cord	\$ 40 list

**Model Example:** ELL-SL2-2-0-SAABT

**Mho IP** (Individually Powered)

Retractable and durably constructed. Highly functional with a fluid, one touch door that remains open during use.



## SPECIFICATIONS

- Fluid, one touch accessibility
- Includes a voice/data adapter kit to accept couplers and jacks when required
- Fits in tops ¾" to 1 ¼" thick

Model	Description	
MHO-IP-2-0	Two (2) power and no data	\$501 list
MHO-IP-2-2	Two (2) power and two (2) open ports	\$510 list
MHO-IP-2-4	Two (2) power and four (4) open ports	\$522 list
MHO-IP-2-6	Two (2) power and six (6) open ports	\$531 list
MHO-IP-3-1	Three (3) power and one (1) open port	\$585 list
MHO-IP-3-3	Three (3) power and three (3) open ports	\$598 list
MHO-IP-3-5	Three (3) power and five (5) open ports	\$608 list
MHO-IP-4-0	Four (4) power and no open ports	\$653 list
MHO-IP-4-2	Four (4) power and two (2) open ports	\$662 list
MHO-IP-4-4	Four (4) power and four (4) open ports	\$672 list

**Unit Color**

SAABT	Silver Anodized Aluminum with Black Trim	n/c
SAAWT	Silver Anodized Aluminum with White Trim	n/c
SAA	Silver Anodized Aluminum	n/c
BAA	Black Anodized Aluminum	\$184 list

**Cord Length**

72	72" cord length, black	n/c
120	120" cord length, black	\$ 18 list

**USB Charging Options** (Total cannot exceed 80 watts)

UA	One (1) 20 watt dual port USB A charging module (requires 1 open port)	\$136 list
UA2	Two (2) 20 watt dual port USB A charging modules (requires 2 open ports)	\$268 list
UAC	One (1) 10 watt USB A + 10 watt USB C charging module (requires 1 open port)	\$136 list
UAC2	Two (2) 10 watt USB A + 10 watt USB C charging modules (requires 2 open ports)	\$272 list
UC	One (1) 60 watt USB C charging module (requires 2 open ports)	\$290 list

**Data Option** (Each data jack requires 1 open port)

DA	Cat6 RJ45 data jack w/ 10' patch cord	\$ 86 list
HD	HDMI jack	\$ 98 list
MS	3.5mm mini-stereo audio jack	\$ 28 list
US	USB passive jack	\$ 63 list
VG	VGA jack, 15 pin	\$122 list
VO	Cat3 RJ11 voice jack w/ 7' patch cord	\$ 40 list

**Model Example: MHO-IP-3-3-SAABT-72-U1-DA-DA**

Tables specified with linked units require table link. The table link will prevent the accidental disconnection of power supply to adjacent tables.

**Mho SL2** (Soft-Wired, Linked)

Retractable and durably constructed. Highly functional with a fluid, one touch door that remains open during use.



## SPECIFICATIONS

- Fluid, one touch accessibility
- Includes a voice/data adapter kit to accept couplers and jacks when required
- Fits in tops ¾" to 1 ¼" thick
- Maximum of 8 units in sequence
- Interlink iQ 2.0 (not compatible with units sold prior to 2/1/19)

Model	Description	
MHO-SL2-2-0	Two (2) power and no data	\$520 list
MHO-SL2-2-2	Two (2) power and two (2) open ports	\$529 list
MHO-SL2-2-4	Two (2) power and four (4) open ports	\$542 list
MHO-SL2-2-6	Two (2) power and six (6) open ports	\$550 list

MHO-SL2-3-1	Three (3) power and one (1) open port	\$608 list
MHO-SL2-3-3	Three (3) power and three (3) open ports	\$618 list
MHO-SL2-3-5	Three (3) power and five (5) open ports	\$629 list

**NOTE** SOFT-WIRED, LINKED UNITS CAN HAVE A MAXIMUM OF 3 POWER OUTLETS AND 1 DUAL PORT USB CHARGING MODULE PER UNIT.

**Unit Color**

SAABT	Silver Anodized Aluminum with Black Trim	n/c
SAAWT	Silver Anodized Aluminum with White Trim	n/c
SAA	Silver Anodized Aluminum	n/c
BAA	Black Anodized Aluminum	\$184 list

**Power Infeed**

BPS2-72	72" cord length, black	\$509 list
BPS2-120	120" cord length, black	\$526 list
BPS2-180	180" cord length, black	\$556 list

**NOTE** 8 UNITS PER 1 BPS.

**Jumper**

BEJ2	Standard jumper included with tables up to and including 60". BEJ2 jumper required for tables greater than 60".	\$134 list
------	---	------------

**USB Charging Options** (Total cannot exceed 80 watts)

UA	One (1) 20 watt dual port USB A charging module (requires 1 open port)	\$136 list
UA2	Two (2) 20 watt dual port USB A charging modules (requires 2 open ports)	\$268 list
UAC	One (1) 10 watt USB A + 10 watt USB C charging module (requires 1 open port)	\$136 list
UAC2	Two (2) 10 watt USB A + 10 watt USB C charging modules (requires 2 open ports)	\$272 list
UC	One (1) 60 watt USB C charging module (requires 2 open ports)	\$290 list

**Data Option** (Each data jack requires 1 open port)

DA	Cat6 RJ45 data jack w/ 10' patch cord	\$ 86 list
HD	HDMI jack	\$ 98 list
MS	3.5mm mini-stereo audio jack	\$ 28 list
US	USB passive jack	\$ 63 list
VG	VGA jack, 15 pin	\$122 list
VO	Cat3 RJ11 voice jack w/ 7' patch cord	\$ 40 list

**Model Example: MHO-SL2-2-0-SAAWT**



All Ashley soft-wired linking systems require an [HNPU](#) power supply unit per each sequence. Specify code HNPU, \$403.00 list each.

- 120" cord length
- 15 amp circuit
- standard grounded plug
- surge protection



**Ashley Duo Over**

*Tables specified with linked units require table link. The table link will prevent the accidental disconnection of power supply to adjacent tables.*

Sharp, clean design features smooth receptacle faces, sleek satin metal trim, and optional ports for extensive power and data delivery.



Model	Description	
ADO-IP	Two (2) power, one (1) dual port USB charging, individually powered, soft-wired	\$483 list
ADO-HW	Two (2) power, one (1) dual port USB charging, individually powered, hard-wired	\$546 list
ADO-SL	Two (2) power, one (1) dual port USB charging, soft-wired linking (includes jumper)	\$679 list

**Unit Color**

BB	Black with Black Mounting Bracket	n/c
WS	White with Silver Mounting Bracket	n/c
WW	White with White Mounting Bracket	n/c

**Cord Length** (Individually powered units only)

72	72" cord length	n/c
120	120" cord length	\$ 18 list

**Ashley Trio Over**

*Tables specified with linked units require table link. The table link will prevent the accidental disconnection of power supply to adjacent tables.*

Sharp, clean design features smooth receptacle faces, sleek satin metal trim, and optional ports for extensive power and data delivery.



Model	Description	
ATO-IP	Three (3) power, one (1) dual port USB charging, individually powered, soft-wired	\$542 list
ATO-HW	Three (3) power, one (1) dual port USB charging, individually powered, hard-wired	\$576 list
ATO-SL	Three (3) power, one (1) dual port USB charging, soft-wired linking (includes jumper)	\$679 list

**Unit Color**

BB	Black with Black Mounting Bracket	n/c
WS	White with Silver Mounting Bracket	n/c
WW	White with White Mounting Bracket	n/c

**Cord Length** (Individually powered units only)

72	72" cord length	n/c
120	120" cord length	\$ 18 list

**Ashley Duo Under**

*Tables specified with linked units require table link. The table link will prevent the accidental disconnection of power supply to adjacent tables.*

Sharp, clean design features smooth receptacle faces, sleek satin metal trim, and optional ports for extensive power and data delivery.



Model	Description	
ADU-IP	Two (2) power, one (1) dual port USB charging, individually powered, soft-wired	\$425 list
ADU-HW	Two (2) power, one (1) dual port USB charging, individually powered, hard-wired	\$483 list
ADU-SL	Two (2) power, one (1) dual port USB charging, soft-wired linking (includes jumper)	\$618 list

**Unit Color**

BB	Black with Black Mounting Bracket	n/c
WS	White with Silver Mounting Bracket	n/c
WW	White with White Mounting Bracket	n/c

**Cord Length** (Individually powered units only)

72	72" cord length	n/c
120	120" cord length	\$ 18 list

**Ashley Trio Under**

*Tables specified with linked units require table link. The table link will prevent the accidental disconnection of power supply to adjacent tables.*

Sharp, clean design features smooth receptacle faces, sleek satin metal trim, and optional ports for extensive power and data delivery.



Model	Description	
ATU-IP	Three (3) power, one (1) dual port USB charging, individually powered, soft-wired	\$503 list
ATU-HW	Three (3) power, one (1) dual port USB charging, individually powered, hard-wired	\$542 list
ATU-SL	Three (3) power, one (1) dual port USB charging, soft-wired linking (includes jumper)	\$618 list

**Unit Color**

BB	Black with Black Mounting Bracket	n/c
WS	White with Silver Mounting Bracket	n/c
WW	White with White Mounting Bracket	n/c

**Cord Length** (Individually powered units only)

72	72" cord length	n/c
120	120" cord length	\$ 18 list

### CPU Holder \$212 / each

AVAILABLE ON  
BRATTICE  
INTERPLAY  
PERFORMANCE  
UNO<sup>2</sup>  
VELA  
WAVELINK

Specify code **ACPU3-9F** (CPU Holder), add \$212.00 list each

#### SPECIFICATIONS

- Width adjustment from 2 ½" to 9"
- Height adjustment from 10" to 21 ½"

**NOTE** TABLE TOP WILL BE PRE-DRILLED FOR FIELD INSTALLATION



### CPU Holder \$139 / each

AVAILABLE ON  
BRATTICE  
INTERPLAY  
PERFORMANCE  
UNO<sup>2</sup>  
VELA  
WAVELINK

Specify code **ACPU5-8F** (CPU Holder), add \$139.00 list each

#### SPECIFICATIONS

- Adjusts from 5" to 8"



### CPU Holder (Slim Line) \$139 / each

AVAILABLE ON  
BRATTICE  
INTERPLAY  
PERFORMANCE  
UNO<sup>2</sup>  
VELA  
WAVELINK

Specify code **ACPU3F** (CPU Holder), add \$139.00 list each

#### SPECIFICATIONS

- Adjusts from 3" to 5"



### Keyboard Platform with Mouse Surface \$682 / each

Specify code **AKP27M** (Keyboard Platform with Mouse Surface), add \$682.00 list each

#### SPECIFICATIONS

- Low profile design
- 7" height adjustment with single lever control for height and tilt features
- 25° adjustable tilt feature
- 360° rotation
- Ergonomic wrist rest
- 8" mouse surface with pad installs right or left of keyboard
- Meets BIFMA standards

**NOTE** TABLE TOP WILL BE PRE-DRILLED FOR FIELD INSTALLATION



### Data Jacks \$81 / set of 2

Specify code **AHDDJ** (Two Data Jacks), add \$81.00 list for set of 2

#### SPECIFICATIONS

- Data/data access plate with two jacks
- Two (2) CAT6 data jacks
- The mounting plate snaps into the Henri unit

**NOTE** CONTACT VERSTEEL CUSTOMER SERVICE FOR AVAILABILITY OF ALTERNATE JACKS



### Voice and Data Jacks \$70 / set of 2

Specify code **AHVDJ** (Voice and Data Jacks), add \$70.00 list for set of 2

#### SPECIFICATIONS

- Voice/data access plate with two jacks
- One (1) CAT3 voice jack
- One (1) CAT6 data jack
- The mounting plate snaps into the Henri unit

**NOTE** CONTACT VERSTEEL CUSTOMER SERVICE FOR AVAILABILITY OF ALTERNATE JACKS



### Quick Connect \$174 / each

Specify code **AHQCVDJ** (Quick Connect System), add \$174.00 per unit

This option provides a pre-wired, quick connection for hooking up tables to standard RJ45 patch cables. The standard option includes two CAT3 voice jacks and two CAT6 data jacks which are pre-wired and terminated on the bottom side of the table top in a surface-mount box. To connect the table to existing voice/data lines, the user simply plugs a standard RJ45 patch cable into the surface mount box under the table.



#### SPECIFICATIONS

- Voice/data access plate with two (2) jacks
- The mounting plate snaps in to the Henri unit
- Surface-mount box with two jacks

**NOTE** CONTACT VERSTEEL CUSTOMER SERVICE FOR AVAILABILITY OF ALTERNATE JACKS

### Quick Connect \$199 / each

Specify code **AHQCDDJ** (Quick Connect System), add \$199.00 per unit

This option provides pre-wired quick connection for hooking up tables to standard RJ45 patch cables. The standard option includes two CAT6 data jacks which are pre-wired and terminated on the bottom side of the table top in a surface-mount box. To connect the table to existing data lines, the user simply plugs a standard RJ45 patch cable into the surface mount box under the table.

#### SPECIFICATIONS

- Data access plate with two (2) jacks
- The mounting plate snaps into the Henri unit
- Surface-mount box with two (2) jacks

**NOTE** CONTACT VERSTEEL CUSTOMER SERVICE FOR AVAILABILITY OF ALTERNATE JACKS

### Couplers

**Data Couplers** - Specify code **DD**, add \$107.00 list each

**Voice Couplers** - Specify code **VV**, add \$81.00 list each

Installed directly in the power/data unit, couplers are "female" jacks that allow units to be connected to a data wall plate with a standard data patch cable (with "male" jacks on each end). This is a convenient option for tables that will be moved frequently.



Available on all power/data units, excluding Henri and Henri Now (Henri Quick Connect provides the same functionality as a data coupler for Henri and Henri Now).

**Round Grommet - \$68 / each**

Specify code **WR\_** (Round Grommet - Location \_ ),  
add \$68.00 list per grommet

**SPECIFICATIONS**

- 3" diameter
- 2 1/4" inside dimension
- 2-piece black insert
- factory installed in specified location



**Oval Brush Grommet - \$86 / each**

Specify code **WO\_** (Oval Brush Grommet - Location \_ ),  
add \$86.00 list per grommet

**SPECIFICATIONS**

- 3" x 7 1/2" oval
- black brush insert cord access
- 1 1/2" x 4" inside dimension
- factory installed in specified location



AVAILABLE ON  
BRATTICE  
ELIGA  
PACES  
PERFORMANCE  
TIM  
TOD  
TY  
UNO<sup>2</sup>  
VELA  
WAVELINK

**1 Grommet - Location A**

**Round Grommet** - Specify code **WRA**,  
add \$68.00 list per table



**Oval Brush Grommet** - Specify code **WOA**,  
add \$86.00 list per table

1 grommet is factory installed in the front center location of the top.

AVAILABLE ON  
BRATTICE  
PACES  
PERFORMANCE  
VELA  
WAVELINK

**1 Grommet - Location F**

**Round Grommet** - Specify code **WRF**,  
add \$68.00 list per table



**Oval Brush Grommet** - Specify code **WOF**,  
add \$86.00 list per table

1 oval brush grommet is factory installed running widthwise in the center location of the top.

AVAILABLE ON  
BRATTICE  
ELIGA  
PACES  
PERFORMANCE  
VELA  
WAVELINK

**1 Grommet - Location B**

**Round Grommet** - Specify code **WRB**,  
add \$68.00 list per table



**Oval Brush Grommet** - Specify code **WOB**,  
add \$86.00 list per table

1 grommet is factory installed in the front left corner location of the top.

AVAILABLE ON  
BRATTICE  
PACES  
PERFORMANCE  
VELA  
WAVELINK

**2 Grommets - Location H**

**Round Grommet** - Specify code **WRH**,  
add \$136.00 list per table



**Oval Brush Grommet** - Specify code **WOH**,  
add \$172.00 list per table

2 grommets are factory installed in a predetermined centerline location of the top.

AVAILABLE ON  
BRATTICE  
ELIGA  
PACES  
PERFORMANCE  
VELA  
WAVELINK

**1 Grommet - Location C**

**Round Grommet** - Specify code **WRC**,  
add \$68.00 list per table



**Oval Brush Grommet** - Specify code **WOC**,  
add \$86.00 list per table

1 grommet is factory installed in the front right corner location of the top.

AVAILABLE ON  
BRATTICE  
PACES  
PERFORMANCE  
VELA  
WAVELINK

**1 Grommet - Location K**

**Round Grommet** - Specify code **WRK**,  
add \$68.00 list per table



**Oval Brush Grommet** - Specify code **WOK**,  
add \$86.00 list per table

1 grommet is factory installed running lengthwise in the center location of the top.

AVAILABLE ON  
BRATTICE  
ELIGA  
PACES  
PERFORMANCE  
TIM  
TOD  
TY  
VELA  
WAVELINK

**2 Grommets - Location D**

**Round Grommet** - Specify code **WRD**,  
add \$136.00 list per table



**Oval Brush Grommet** - Specify code **WOD**,  
add \$172.00 list per table

2 grommets are factory installed in the front center locations of the top.

AVAILABLE ON  
INTERPLAY ROVER  
COMPUTER  
INTERPLAY ROVER DADDY

**1 Grommet - Location R**

**Round Grommet** - Specify code **WRR**,  
add \$68.00 list per table

**Oval Brush Grommet** - Specify code **WOR**,  
add \$86.00 list per table

1 grommet is factory installed in a predetermined position in the top.



AVAILABLE ON  
BRATTICE  
ELIGA  
PACES  
PERFORMANCE  
TOD  
TY  
UNO<sup>2</sup>  
VELA  
WAVELINK

**2 Grommets - Location E**

**Round Grommet** - Specify code **WRE**,  
add \$136.00 list per table



**Oval Brush Grommet** - Specify code **WOE**,  
add \$172.00 list per table

2 grommets are factory installed in the front corner locations of the top.


AVAILABLE ON  
BRATTICE  
PERFORMANCE  
TOD  
VELA  
WAVELINK

**1 Grommet - Provide Location Print**

**Round Grommet** - Specify code **WRG**,  
add \$68.00 list per table

**Oval Brush Grommet** - Specify code **WOG**,  
add \$86.00 list per table

1 oval brush grommet is factory installed in the top location based on specifier's print.



**Cable Coil™**  
**Standard / No Charge**

AVAILABLE ON  
INTERPLAY

Specify code not applicable, standard / no charge per coil

The Cable Coil conducts wires from the underside of the top to the power and data source. It is attached to the undersurface of the top and hooks under the base ring. Finish is the same as the frame or base finish.

**Cable Hook Legway**  
**\$106 / set of 2**

AVAILABLE ON  
BRATTICE  
PERFORMANCE  
WAVELINK

Specify code **WCK** (Cable Hook Legway), add \$106.00 list per table

Cable Hook Legways are translucent plastic and slide up the leg from the bottom. Clips are located on the outside of the hook to carry the wires from the underside of the table top to the power and data source, while maintaining visibility of the wires.



**NOTE** CABLE HOOK LEGWAY (WCK) MAY BE SPECIFIED WITH ANY BASE USING A 2" DIAMETER ROUND COLUMN

**Cable Hook Legway**  
**\$106 / set of 2**

AVAILABLE ON  
TIM

Specify code **WCH** (Cable Hook Legway), add \$106.00 list per table

Cable Hook Legways are translucent plastic and slide up the leg from the bottom. Clips are located on the outside of the hook to carry the wires from the underside of the table top to the power and data source, while maintaining visibility of the wires.



**NOTE** CABLE HOOK LEGWAY (WCH) MAY BE SPECIFIED WITH ANY BASE USING A 1 1/2" DIAMETER ROUND COLUMN

**Canvas Legway**  
**\$89 / legway**

AVAILABLE ON  
BRATTICE  
PERFORMANCE  
TUSCANY  
UNO?  
VELA  
WAVELINK

Specify code **WCL** (Canvas Legway), add \$89.00 list per legway

Canvas Legways conduct wires from the underside of the top to the power and data source near the floor.

**SPECIFICATIONS**

- Black cloth material
- 1" inside diameter
- Self-adhesive backing
- Upper and lower dual lock closure safety straps secure multiple wire bundles



**NOTE** CANVAS LEGWAY CAN BE INSTALLED ON ALL TABLE TYPES, INCLUDING FOLDING BASE TABLES

**Plastic Legway**  
**\$70 / legway**

AVAILABLE ON  
BRATTICE  
PERFORMANCE  
TUSCANY  
VELA  
WAVELINK

Specify code **WRL** (Plastic Legway), add \$70.00 list per legway

Plastic Legways conduct wires from the underside of the top to the power and data source near the floor.

**SPECIFICATIONS**

- Black extruded rigid PVC plastic
- 3/8" x 1" inside dimension on each of two (2) raceways
- Snaps on and off for storage



**NOTE** PLASTIC LEGWAY MAY BE SPECIFIED WITH ANY BASE USING A 2" DIAMETER ROUND COLUMN

**Wire Mesh Legway**  
**\$184 / pair**

AVAILABLE ON  
VELA

Specify code **WML** (Wire Mesh Legway), required finish selection \_\_\_\_, add \$184.00 list per pair

Plastic channel with wire mesh insert routes cords and cables from underside of top to a power and data source near the floor. Legway snaps into T1 and TC bases and is shipped installed.



**SPECIFICATIONS**

- Black 1/8" thick extruded rigid PVC plastic
- 2 channels, 7/8" x 1 3/4" inside diameter
- Snaps on and off for storage

**Wire Mesh X4 Insert**  
**\$110 / each**

AVAILABLE ON  
VELA

Specify code **WMX** (Wire Mesh X4 Insert), required finish selection \_\_\_\_, add \$110.00 list each

Wire Mesh X4 Insert routes cords and cables from underside of top to a power and data source near the floor. Insert drops into position on X4 bases and is shipped installed.



**SPECIFICATIONS**

- 22 gauge wire mesh
- 3 1/8" inside diameter
- Insert can only be removed by separating base and top

**Wire Mesh Y3 Insert**  
**\$184 / pair**

AVAILABLE ON  
VELA

Specify code **WMY** (Wire Mesh Y3 Insert), required finish selection \_\_\_\_, add \$184.00 list per pair

Wire Mesh Y3 Insert routes cords and cables from underside of top to a power and data source near the floor. Insert drops into position on Y3 bases and is shipped installed.



**SPECIFICATIONS**

- 22 gauge wire mesh
- 3 1/8" inside diameter
- Insert can only be removed by separating base and top

**Wire Mesh T3 Insert**  
**\$110 / each**

Specify code **WMT** (Wire Mesh T3 Insert), required finish selection \_\_\_\_, add \$110.00 list each

Wire Mesh T3 Insert routes cords and cables from underside of top to a power and data source near the floor. Insert is riveted into position on T3 bases and is shipped installed.

**SPECIFICATIONS**

- 22 gauge wire mesh
- 3 1/8" inside diameter
- Insert is riveted to the column and cannot be easily removed



Manufacturer certifies that products meet applicable Underwriter's Laboratory and Intertek standards and testing.

**Basket - Modesty Mount**  
**\$86 / basket**

AVAILABLE ON  
BRATTICE  
PERFORMANCE  
VELA

Specify code **WBM** (Basket - Modesty Mount), add \$86.00 list per basket

The modesty mount basket is J-shaped, made of form resistance welded wire and powder coated black. Inside dimensions are 2 1/2" x 2 1/2". Other options specified on the table dictate the length of the basket. Maximum length is 18". The wire basket can be located on the backside of the modesty panel.



**Base Wire Access**  
**\$28 / access**

AVAILABLE ON  
BRATTICE  
PERFORMANCE

Specify code **BWA** (Base Wire Access), add \$28.00 list per access

The wire management access is available on fixed and tilting tables, 36 x 72 or smaller. Any table over 72" long must have 3 bases (either the two outer bases or only the middle base can be specified with the wire management access. T1 and X1 bases only.

**NOTE** NOT AVAILABLE ON TABLES WITH ADJUSTABLE PIN HEIGHT, PNEUMATIC ADJUSTABLE HEIGHT, OR MOTORIZED ADJUSTABLE HEIGHT BASES.

**Basket - Under Top Mount**  
**\$86 / basket**

AVAILABLE ON  
BRATTICE  
ELEMENTS CONFERENCE  
PERFORMANCE  
VELA  
WAVELINK

Specify code **WBT** (Basket - Under Top Mount), add \$86.00 list per basket

The under top mount basket is J-shaped, made of form resistance welded wire and powder coated black. Inside dimensions are 2 1/2" x 2 1/2". Other options specified on the table dictate the length of the basket. Maximum length is 18".




**Canvas - Under Top Mount**  
**\$204 / manager**

AVAILABLE ON  
TIM

Specify code **WCT** (Canvas - Under Top Mount), add \$204.00 list per table

The Under Top Mount Canvas wire manager is made of black canvas, with snap attachment to the underside of the table. The snap studs are installed to the underside of the table top on the approach side, when specified as a table option. The table tops are pre-drilled for field installation of the snap studs if the option is selected at a later date. The canvas wire manager runs the length of the table to channel wires from end to end. Excess cords from table top can be dropped into the front edge of the wire manager.



**Plastic Runner - Under Top Mount**  
**\$147 / runner**

AVAILABLE ON  
BRATTICE  
PERFORMANCE  
VELA  
WAVELINK

Specify code **WRT** (Plastic Runner - Under Top Mount), add \$147.00 list per runner

The under top mount plastic runner is a J-shaped channel made of black PVC. Inside dimension is 1 7/8". Lengths coordinate with tables up to 96". The plastic runner mounts under the top, at the front edge (approach side) of the table.



Henri Now linking systems require an [HNPU](#) power supply unit per each sequence. Specify code HNPU, \$403.00 list each.

- 120" cord length
- 15 amp circuit
- standard grounded plug
- surge protection




**Eliga Power - \$438 / unit**

Specify code [EG\\_](#) (Eliga Power - Location\_),  
add \$438.00 list per Eliga Power unit

The Eliga Power unit is factory installed and mounted in the frame of the Eliga sliding table and not in the table top.

**SPECIFICATIONS**

- One 10' cord, one 15 amp circuit,  
standard grounded plug
- Surge protection
- Two electrical outlets per unit



**1 Eliga Power  
\$438 / table**

Specify code [EG1](#) (1 Eliga Power unit),  
add \$438.00 list per table

One Eliga Power electrical unit is factory installed.

**2 Eliga Power  
\$876 / table**

Specify code [EG2](#) (2 Eliga Power unit),  
add \$876.00 list per table

Two Eliga Power electrical units are factory installed.

*The following are general guidelines only. Always refer to local codes for restrictions and requirements.*

### Essential Information

Like space planning with room configurations, we often receive requests to create power and data needs that one would assume are very easy. Below are some common questions that will help to define your needs and in turn will enable us to help you specify your tables.

### Which Solution Best Fits Your Needs

Ask yourself some basic questions to help define your specific needs.

**Is storage an issue?** Some tables may be folded or tilted with certain power and data sources in position, while others may require that the power and data source be removed for these functions. Make sure you consider the space that you will need to store all the parts of your configurations.

**Will you be moving your tables?** If your tables are going to be utilized in varied locations, you will want to ensure that you can easily disconnect and reconnect your power and data. Table Link - Ends Only is included with Henri and Powerlink electrical package options to prevent the accidental disconnection of power supply to adjacent tables.

**How will your tables be used?** Power and data choice may depend upon whether your tables will be task-specific or multipurpose. A single use may have different requirements than a multi-use configuration. Remember to consider the need for wire management and modesty panels also.

**Will your needs be changing?** You don't always know what your specific needs will be in the future, but you may want the ability to add power and data at a later date.

**Where is the power and data source for the room?** Before any power and data is specified for a table, it is important to know where the power will be coming from in your room. If you are plugging into existing outlets then the power feed for the table must be within six feet (6') of the outlet.

**Have you calculated the power load?** Power loads are measured in amps (abbreviated form of amperes). Your circuits will only handle so many amps so you need to know what you can safely plug in without causing an overload situation. Use the worksheet on the next page for a general idea.

### Selecting Your Power and Data Options

Select the best power and data option based on your particular need and application.



#### Henri

- ↪ pop-up feature is cool
- ↪ when not in use, there is nothing to obstruct the use of the table surface
- ↪ when popped-up, provides immediate access for laptop computers
- ↪ surface access for conference tables
- ↪ safe and easy to operate
- ↪ easy to set up and take down with tables
- ↪ voice and data connections built in
- ↪ plugs into a standard 15 amp grounded outlet plug



#### Powerlink Single Circuit

- ↪ choice of locations
  - above surface, great for laptops
  - below surface facing out for semi-permanent computer applications (not available on some models)
  - below surface facing user with grommets for permanent computer applications (not available on some models)
- ↪ all the above can be changed without tools
- ↪ move power and data from table to table in different locations
- ↪ remove Powerlink and seat people on both sides of the table without interference
- ↪ integrated cable storage eliminates need for wire baskets or managers
- ↪ add Powerlink to Versteel tables in the future
- ↪ electrical sequencing direction can be changed by flipping internal power bars
- ↪ safe and easy to operate
- ↪ voice and data connections built in
- ↪ plugs into standard 15 amp grounded outlet plug

### Alternate Power & Data Units

Alternate UL listed power and data units from other companies can be installed in Versteel tables. To ensure a proper fit in the top, supplier name, exact model number and cut-out template information must be provided with purchase order. When using power and data units from alternate sources, the table will not be UL listed.

*The following are general guidelines only. Always refer to local codes for restrictions and requirements.*

### Amp Load Worksheet

Use this worksheet to get an approximate value of the amps you will be using. If there is any risk that the circuits may not be able to carry the load, contact a qualified electrician. Also, always consult any local codes or restrictions concerning power.

#### Worksheet

EQUIPMENT	QUANTITY	AMP LOAD
_____	_____	_____
_____	_____	_____
_____	_____	_____
_____	_____	_____
_____	_____	_____
_____	_____	_____
_____	_____	_____
_____	_____	_____
_____	_____	_____
_____	_____	_____
_____	_____	_____
_____	_____	_____
_____	_____	_____
_____	_____	_____

**TOTAL** \_\_\_\_\_

*(National Electrical Code recommends less than or equal to 12 amps per power infeed)*



Manufacturer certifies that products meet applicable Underwriter's Laboratory and Intertek standards and testing.



VERSTEEL

Wiring of voice and data jacks is the sole responsibility of the customer



**Technical Specifications**

Henri provides pop-up power and voice and data access. A built-in opening is provided for cables to be routed below the surface while up. Henri for linked table groups are powered from a single 9' cord, 15 amp standard grounded outlet plug with a circuit breaker and power surge protector. Voice and data plates can be ordered with one (1) high speed voice CAT3 and one (1) data CAT6 hardwire jacks as standard. LED light indicates when power is on. Optional data plates can be specified to accommodate other voice and data suppliers, contact Versteel Customer Service for details prior to order placement.

*UL Listing requires the limitation of eight (8) Henri units (two plugs per Henri) on a single plug power entry.*

Based on the National Electrical Code, it is not recommended to exceed a 12 amp equipment load per power infeed. See chart with amp load worksheet on page 56.

Each Henri is shipped installed in the table top and includes all necessary cables and cord mounting clips in order to complete the electrical installation. Henri is not retrofittable. However

, if a brush grommet has been previously installed in your table, then it is possible to insert a Henri at a future date.

**Henri Planning and Locations**

Provide a sketch of your table configuration indicating the power/data sources in the room and Versteel Customer Service will verify or help you specify the power/data solution that will best suit your needs.

Common table configurations with standard power and data locations may be found in the electrical planning section on pages 55-70.

**CONSIDER**

How many Henri units in each table?

Where are the power and data sources in the room?

Are the tables within a six foot (6') radius of the power sources?

What are the expected table configurations of the room?

**Linking Examples**

**Location A** H60A4R16  
(4) 60" Tables, Linked,  
(1) Henri per table,  
Right Power



**Location D** H60D3R16  
(3) 60" Tables, Linked,  
(2) Henri per table,  
Right Power



**Location E** H60D3R16  
(3) 60" Tables, Linked,  
(2) Henri per table,  
Right Power



Location	Description	Model #
Locations A	(1) 42" Table, Right Power	H42A1R16
	(2) 42" Tables, Linked, Right Power	H42A2R16
	(3) 42" Tables, Linked, Right Power	H42A3R16
	(4) 42" Tables, Linked, Right Power	H42A4R16
	(5) 42" Tables, Linked, Right Power	H42A5R16
	(6) 42" Tables, Linked, Right Power	H42A6R16
	(7) 42" Tables, Linked, Right Power	H42A7R16
	(8) 42" Tables, Linked, Right Power	H42A8R16
Locations A	(1) 42" Table, Left Power	H42A1L16
	(2) 42" Tables, Linked, Left Power	H42A2L16
	(3) 42" Tables, Linked, Left Power	H42A3L16
	(4) 42" Tables, Linked, Left Power	H42A4L16
	(5) 42" Tables, Linked, Left Power	H42A5L16
	(6) 42" Tables, Linked, Left Power	H42A6L16
	(7) 42" Tables, Linked, Left Power	H42A7L16
	(8) 42" Tables, Linked, Left Power	H42A8L16
Locations A	(1) 48" Table, Right Power	H48A1R16
	(2) 48" Tables, Linked, Right Power	H48A2R16
	(3) 48" Tables, Linked, Right Power	H48A3R16
	(4) 48" Tables, Linked, Right Power	H48A4R16
	(5) 48" Tables, Linked, Right Power	H48A5R16
	(6) 48" Tables, Linked, Right Power	H48A6R16
	(7) 48" Tables, Linked, Right Power	H48A7R16
	(8) 48" Tables, Linked, Right Power	H48A8R16
Locations A	(1) 48" Table, Left Power	H48A1L16
	(2) 48" Tables, Linked, Left Power	H48A2L16
	(3) 48" Tables, Linked, Left Power	H48A3L16
	(4) 48" Tables, Linked, Left Power	H48A4L16
	(5) 48" Tables, Linked, Left Power	H48A5L16
	(6) 48" Tables, Linked, Left Power	H48A6L16
	(7) 48" Tables, Linked, Left Power	H48A7L16
	(8) 48" Tables, Linked, Left Power	H48A8L16
Locations A	(1) 60" Table, Right Power	H60A1R16
	(2) 60" Tables, Linked, Right Power	H60A2R16
	(3) 60" Tables, Linked, Right Power	H60A3R16
	(4) 60" Tables, Linked, Right Power	H60A4R16
	(5) 60" Tables, Linked, Right Power	H60A5R16
	(6) 60" Tables, Linked, Right Power	H60A6R16
	(7) 60" Tables, Linked, Right Power	H60A7R16
	(8) 60" Tables, Linked, Right Power	H60A8R16



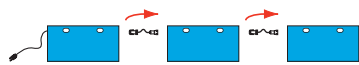
**Location A** H60A4L16, (4) 60" Tables, Linked, Left Power

<b>H</b>	<b>60</b>	<b>A</b>	<b>4</b>	<b>L16</b>
Henri	Table Length	Locations in Table	Number of Tables in Sequence	Direction of Power Entry

A **H60A4L16** is a Henri sequence with four (4) 60" tables and the Henri units in Position A. Power enters from the user's left.

Location	Description	Model #
Locations A	(1) 60" Table, Left Power	H60A1L16
	(2) 60" Tables, Linked, Left Power	H60A2L16
	(3) 60" Tables, Linked, Left Power	H60A3L16
	(4) 60" Tables, Linked, Left Power	H60A4L16
	(5) 60" Tables, Linked, Left Power	H60A5L16
	(6) 60" Tables, Linked, Left Power	H60A6L16
	(7) 60" Tables, Linked, Left Power	H60A7L16
	(8) 60" Tables, Linked, Left Power	H60A8L16
Locations D	(1) 60" Table, Right Power	H60D1R16
	(2) 60" Tables, Linked, Right Power	H60D2R16
	(3) 60" Tables, Linked, Right Power	H60D3R16
	(4) 60" Tables, Linked, Right Power	H60D4R16
Locations D	(1) 60" Table, Left Power	H60D1L16
	(2) 60" Tables, Linked, Left Power	H60D2L16
	(3) 60" Tables, Linked, Left Power	H60D3L16
	(4) 60" Tables, Linked, Left Power	H60D4L16
Locations D	(1) 72" Table, Right Power	H72D1R16
	(2) 72" Tables, Linked, Right Power	H72D2R16
	(3) 72" Tables, Linked, Right Power	H72D3R16
	(4) 72" Tables, Linked, Right Power	H72D4R16
Locations D	(1) 72" Table, Left Power	H72D1L16
	(2) 72" Tables, Linked, Left Power	H72D2L16
	(3) 72" Tables, Linked, Left Power	H72D3L16
	(4) 72" Tables, Linked, Left Power	H72D4L16
Locations E	(1) 60" Table, Right Power	H60E1R16
	(2) 60" Tables, Linked, Right Power	H60E2R16
	(3) 60" Tables, Linked, Right Power	H60E3R16
	(4) 60" Tables, Linked, Right Power	H60E4R16
Locations E	(1) 60" Table, Left Power	H60E1L16
	(2) 60" Tables, Linked, Left Power	H60E2L16
	(3) 60" Tables, Linked, Left Power	H60E3L16
	(4) 60" Tables, Linked, Left Power	H60E4L16
Locations E	(1) 72" Table, Right Power	H72E1R16
	(2) 72" Tables, Linked, Right Power	H72E2R16
	(3) 72" Tables, Linked, Right Power	H72E3R16
	(4) 72" Tables, Linked, Right Power	H72E4R16

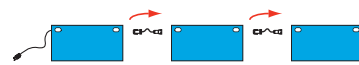
Location	Description	Model #
Locations E	(1) 72" Table, Left Power	H72E1L16
	(2) 72" Tables, Linked, Left Power	H72E2L16
	(3) 72" Tables, Linked, Left Power	H72E3L16
	(4) 72" Tables, Linked, Left Power	H72E4L16
Locations E	(1) 84" Table, Right Power	H84E1R16
	(2) 84" Tables, Linked, Right Power	H84E2R16
	(3) 84" Tables, Linked, Right Power	H84E3R16
	(4) 84" Tables, Linked, Right Power	H84E4R16
Locations E	(1) 84" Table, Left Power	H84E1L16
	(2) 84" Tables, Linked, Left Power	H84E2L16
	(3) 84" Tables, Linked, Left Power	H84E3L16
	(4) 84" Tables, Linked, Left Power	H84E4L16
Locations E	(1) 96" Table, Right Power	H96E1R16
	(2) 96" Tables, Linked, Right Power	H96E2R16
	(3) 96" Tables, Linked, Right Power	H96E3R16
	(4) 96" Tables, Linked, Right Power	H96E4R16
Locations E	(1) 96" Table, Left Power	H96E1L16
	(2) 96" Tables, Linked, Left Power	H96E2L16
	(3) 96" Tables, Linked, Left Power	H96E3L16
	(4) 96" Tables, Linked, Left Power	H96E4L16
<b>For TIM Meeting Only</b>		
Locations F	(1) 72" Table, Right Power	H72F1R16
	(1) 84" Table, Right Power	H84F1R16
	(1) 96" Table, Right Power	H96F1R16
Locations F	(1) 72" Table, Left Power	H72F1L16
	(1) 84" Table, Left Power	H84F1L16
	(1) 96" Table, Left Power	H96F1L16
Locations H	(1) 72" Table, Right Power	H72H1R16
	(1) 84" Table, Right Power	H84H1R16
	(1) 96" Table, Right Power	H96H1R16
Locations H	(1) 72" Table, Left Power	H72H1L16
	(1) 84" Table, Left Power	H84H1L16
	(1) 96" Table, Left Power	H96H1L16



Location D H60D3L16, (3) 60" Tables, Linked, Left Power



A **H60D3L16** is a Henri sequence with three (3) 60" tables and the Henri units in Position D. Power enters from the user's left.



Location E H60E3L16, (3) 60" Tables, Linked, Left Power



A **H60E3L16** is a Henri sequence with three (3) 60" tables and the Henri units in Position E. Power enters from the user's left.

**Custom Location Print**

Below are three easy steps for supplying a print that places Power & Data units in a custom location.

**Step 1**

Indicate where you want your Power & Data units located in the top. Use center lines for marking positions. Versteel will review your location requests to make sure that they do not interfere with base locations and their attachment.

**Step 2**

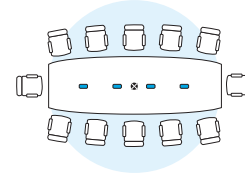
Indicate the face of all Power & Data units to determine which way the power outlets, voice jacks and data jacks will be accessed.

**Step 3**

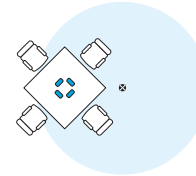
Indicate where the Power & Data sources are located within the space. The orientation of the table(s) within the space will also help to determine the best possible access point.

It's that simple. Call Versteel Customer Service if you have any questions regarding Power & Data Custom Locations.

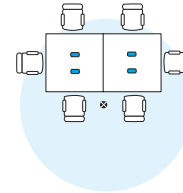
*Boatshape conference table with four units. Power is located in the center of the table and the units alternate sides facing the users.*



*Square table with four units. Power is located to the side of the table and the units each face a user.*

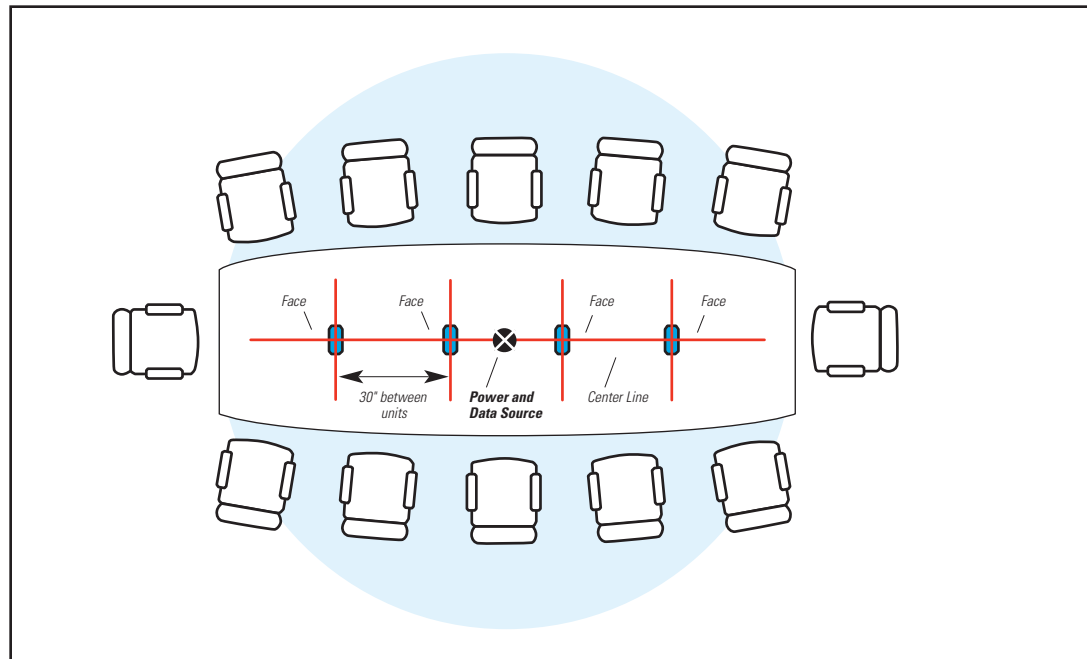


*Two (2) square tables linked with two (2) units each. Power is located to the side of the table and the units face outwards.*



**Sample Print**

*Special Electrical four (4) units located in one (1) table on the center line of the table with 30° between units.*



*Wiring of voice and data jacks is the sole responsibility of the customer*

**Single Circuit Powerlink Technical Specifications**  
**Powerlink provides horizontal power, voice and data access as well as cable management.**

Powerlink Single Circuit system allows several tables to be powered from a single 15 amp standard grounded outlet plug which will power up to eight (8) duplex outlets per sequence. Circuit breakers and power surge protectors for single or sequenced Powerlinks are at the infeed.

*UL Listing requires the limitation of eight (8) Powerlink 42" and 48" length (two plugs per Powerlink) or four (4) Powerlink 60", 72", 84" and 96" length (4 plugs per Powerlink) on a single plug power entry.*

**Single Circuit and Powerlink Technical Specifications**

Voice and data plates are installed in the Powerlink cover with one (1) high speed voice CAT3 and one (1) data CAT6 hardwire jacks as standard. Data plates can be specified to accommodate other voice and data suppliers, contact Versteel Customer Service for details prior to order placement.

Mounting lever locks are factory installed in the bottom front edge of the table. Powerlink installs without the use of tools, in the above table top facing user, below table top facing out or below table top facing user positions.

Each Powerlink unit includes all necessary hardwire connection or flex conduit jumpers, covers and hardware to complete the electrical installation.

Powerlink may be retrofitted to Versteel Class E tables only. Check your Versteel table product label located on the underside of the table top to determine if your table is Class E.

Based on the National Electrical Code, it is not recommended to exceed a 12 amp equipment load per power infeed. See amp load worksheet on page 56.

**Planning and Locations**

Provide a sketch of your table configuration indicating the power/data sources in the room and Versteel Customer Service will help you specify the power/data solution that will best suit your needs.

Common table configurations with standard power and data locations may be found in the electrical planning section on pages 55-70. Powerlink will always be top mounted facing user unless specified differently.

**CONSIDER**  
 Where are the power and data sources located in the room?

What are the expected table configurations of the room?

*Powerlink Single Circuit with power infeed. Face drops to allow easy access to wire management channels and linking connections.*



*Powerlink with sequencing connection mounted above table top, facing user.*



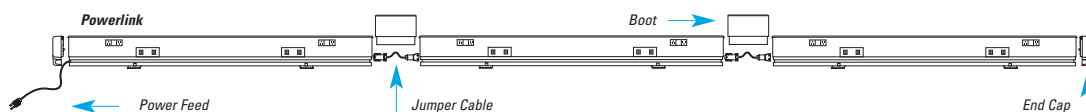
*Powerlink mounted below table top, facing out.*



*Powerlink with sequencing connection mounted below table top, facing user.*



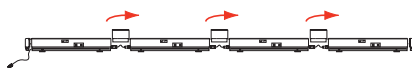
*Powerlink can be repositioned in any of the above positions by using the Powerlink lever lock. No tools are required*



VERSTEEL

Circuit	Description	Model #
Single	(1) 42" Table, Right Power	P1-42P1R16
	(2) 42" Tables, Linked, Right Power	P1-42P2R16
	(3) 42" Tables, Linked, Right Power	P1-42P3R16
	(4) 42" Tables, Linked, Right Power	P1-42P4R16
	(5) 42" Tables, Linked, Right Power	P1-42P5R16
	(6) 42" Tables, Linked, Right Power	P1-42P6R16
	(7) 42" Tables, Linked, Right Power	P1-42P7R16
	(8) 42" Tables, Linked, Right Power	P1-42P8R16
Single	(1) 42" Table, Left Power	P1-42P1L16
	(2) 42" Tables, Linked, Left Power	P1-42P2L16
	(3) 42" Tables, Linked, Left Power	P1-42P3L16
	(4) 42" Tables, Linked, Left Power	P1-42P4L16
	(5) 42" Tables, Linked, Left Power	P1-42P5L16
	(6) 42" Tables, Linked, Left Power	P1-42P6L16
	(7) 42" Tables, Linked, Left Power	P1-42P7L16
	(8) 42" Tables, Linked, Left Power	P1-42P8L16
Single	(1) 48" Table, Right Power	P1-48P1R16
	(2) 48" Tables, Linked, Right Power	P1-48P2R16
	(3) 48" Tables, Linked, Right Power	P1-48P3R16
	(4) 48" Tables, Linked, Right Power	P1-48P4R16
	(5) 48" Tables, Linked, Right Power	P1-48P5R16
	(6) 48" Tables, Linked, Right Power	P1-48P6R16
	(7) 48" Tables, Linked, Right Power	P1-48P7R16
	(8) 48" Tables, Linked, Right Power	P1-48P8R16
Single	(1) 48" Table, Left Power	P1-48P1L16
	(2) 48" Tables, Linked, Left Power	P1-48P2L16
	(3) 48" Tables, Linked, Left Power	P1-48P3L16
	(4) 48" Tables, Linked, Left Power	P1-48P4L16
	(5) 48" Tables, Linked, Left Power	P1-48P5L16
	(6) 48" Tables, Linked, Left Power	P1-48P6L16
	(7) 48" Tables, Linked, Left Power	P1-48P7L16
	(8) 48" Tables, Linked, Left Power	P1-48P8L16
Single	(1) 60" Table, Right Power	P1-60P1R16
	(2) 60" Tables, Linked, Right Power	P1-60P2R16
	(3) 60" Tables, Linked, Right Power	P1-60P3R16
	(4) 60" Tables, Linked, Right Power	P1-60P4R16

Circuit	Description	Model #
Single	(1) 60" Table, Left Power	P1-60P1L16
	(2) 60" Tables, Linked, Left Power	P1-60P2L16
	(3) 60" Tables, Linked, Left Power	P1-60P3L16
	(4) 60" Tables, Linked, Left Power	P1-60P4L16
Single	(1) 72" Table, Right Power	P1-72P1R16
	(2) 72" Tables, Linked, Right Power	P1-72P2R16
	(3) 72" Tables, Linked, Right Power	P1-72P3R16
	(4) 72" Tables, Linked, Right Power	P1-72P4R16
Single	(1) 72" Table, Left Power	P1-72P1L16
	(2) 72" Tables, Linked, Left Power	P1-72P2L16
	(3) 72" Tables, Linked, Left Power	P1-72P3L16
	(4) 72" Tables, Linked, Left Power	P1-72P4L16
Single	(1) 84" Table, Right Power	P1-84P1R16
	(2) 84" Tables, Linked, Right Power	P1-84P2R16
	(3) 84" Tables, Linked, Right Power	P1-84P3R16
	(4) 84" Tables, Linked, Right Power	P1-84P4R16
Single	(1) 84" Table, Left Power	P1-84P1L16
	(2) 84" Tables, Linked, Left Power	P1-84P2L16
	(3) 84" Tables, Linked, Left Power	P1-84P3L16
	(4) 84" Tables, Linked, Left Power	P1-84P4L16
Single	(1) 96" Table, Right Power	P1-96P1R16
	(2) 96" Tables, Linked, Right Power	P1-96P2R16
	(3) 96" Tables, Linked, Right Power	P1-96P3R16
	(4) 96" Tables, Linked, Right Power	P1-96P4R16
Single	(1) 96" Table, Left Power	P1-96P1L16
	(2) 96" Tables, Linked, Left Power	P1-96P2L16
	(3) 96" Tables, Linked, Left Power	P1-96P3L16
	(4) 96" Tables, Linked, Left Power	P1-96P4L16



Powerlink Sequence P1-42P4L16

<b>P1-</b>	<b>42P</b>	<b>4</b>	<b>L16</b>
Single Circuit Powerlink	Table Length Powered	Number of Tables Sequenced	Direction of Power Entry

A **P1-42P4L16** is a Sequenced Powerlink unit using a single circuit on a sequence of four (4) 42" tables. Power enters from the user's left.



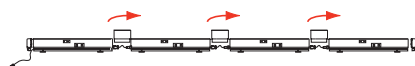
Powerlink Sequence P1-60P3L16

<b>P1-</b>	<b>60P</b>	<b>3</b>	<b>L16</b>
Single Circuit Powerlink	Table Length Powered	Number of Tables Sequenced	Direction of Power Entry

A **P1-60P3L16** is a Sequenced Powerlink unit using a single circuit on a sequence of three (3) 60" tables. Power enters from the user's left.

Circuit	Description	Model #
Single	(1) 42" Table, Right Power	P1-42P1R16-AR
	(2) 42" Tables, Linked, Right Power	P1-42P2R16-AR
	(3) 42" Tables, Linked, Right Power	P1-42P3R16-AR
	(4) 42" Tables, Linked, Right Power	P1-42P4R16-AR
	(5) 42" Tables, Linked, Right Power	P1-42P5R16-AR
	(6) 42" Tables, Linked, Right Power	P1-42P6R16-AR
	(7) 42" Tables, Linked, Right Power	P1-42P7R16-AR
	(8) 42" Tables, Linked, Right Power	P1-42P8R16-AR
Single	(1) 42" Table, Left Power	P1-42P1L16-AR
	(2) 42" Tables, Linked, Left Power	P1-42P2L16-AR
	(3) 42" Tables, Linked, Left Power	P1-42P3L16-AR
	(4) 42" Tables, Linked, Left Power	P1-42P4L16-AR
	(5) 42" Tables, Linked, Left Power	P1-42P5L16-AR
	(6) 42" Tables, Linked, Left Power	P1-42P6L16-AR
	(7) 42" Tables, Linked, Left Power	P1-42P7L16-AR
	(8) 42" Tables, Linked, Left Power	P1-42P8L16-AR
Single	(1) 48" Table, Right Power	P1-48P1R16-AR
	(2) 48" Tables, Linked, Right Power	P1-48P2R16-AR
	(3) 48" Tables, Linked, Right Power	P1-48P3R16-AR
	(4) 48" Tables, Linked, Right Power	P1-48P4R16-AR
	(5) 48" Tables, Linked, Right Power	P1-48P5R16-AR
	(6) 48" Tables, Linked, Right Power	P1-48P6R16-AR
	(7) 48" Tables, Linked, Right Power	P1-48P7R16-AR
	(8) 48" Tables, Linked, Right Power	P1-48P8R16-AR
Single	(1) 48" Table, Left Power	P1-48P1L16-AR
	(2) 48" Tables, Linked, Left Power	P1-48P2L16-AR
	(3) 48" Tables, Linked, Left Power	P1-48P3L16-AR
	(4) 48" Tables, Linked, Left Power	P1-48P4L16-AR
	(5) 48" Tables, Linked, Left Power	P1-48P5L16-AR
	(6) 48" Tables, Linked, Left Power	P1-48P6L16-AR
	(7) 48" Tables, Linked, Left Power	P1-48P7L16-AR
	(8) 48" Tables, Linked, Left Power	P1-48P8L16-AR

Circuit	Description	Model #
Single	(1) 60" Table, Right Power	P1-60P1R16-AR
	(2) 60" Tables, Linked, Right Power	P1-60P2R16-AR
	(3) 60" Tables, Linked, Right Power	P1-60P3R16-AR
	(4) 60" Tables, Linked, Right Power	P1-60P4R16-AR
Single	(1) 60" Table, Left Power	P1-60P1L16-AR
	(2) 60" Tables, Linked, Left Power	P1-60P2L16-AR
	(3) 60" Tables, Linked, Left Power	P1-60P3L16-AR
	(4) 60" Tables, Linked, Left Power	P1-60P4L16-AR
Single	(1) 72" Table, Right Power	P1-72P1R16-AR
	(2) 72" Tables, Linked, Right Power	P1-72P2R16-AR
	(3) 72" Tables, Linked, Right Power	P1-72P3R16-AR
	(4) 72" Tables, Linked, Right Power	P1-72P4R16-AR
Single	(1) 72" Table, Left Power	P1-72P1L16-AR
	(2) 72" Tables, Linked, Left Power	P1-72P2L16-AR
	(3) 72" Tables, Linked, Left Power	P1-72P3L16-AR
	(4) 72" Tables, Linked, Left Power	P1-72P4L16-AR



Powerlink Sequence P1-42P4L16-AR

<b>P1-</b>	<b>42P</b>	<b>4</b>	<b>L16</b>	<b>AR</b>
Single Circuit Powerlink	Table Length Powered	Number of Tables Sequenced	Direction of Power Entry	Arc Rectangle Top Shape

A **P1-42P4L16AR** is a Sequenced Powerlink unit using a single circuit on a sequence of four (4) 42" tables. Power enters from the user's left, for use with the arc rectangle top shape



Powerlink Sequence P1-60P3L16AR

<b>P1-</b>	<b>60P</b>	<b>3</b>	<b>L16</b>	<b>AR</b>
Single Circuit Powerlink	Table Length Powered	Number of Tables Sequenced	Direction of Power Entry	Arc Rectangle Top Shape

A **P1-60P4L16AR** is a Sequenced Powerlink unit using a single circuit on a sequence of four (4) 42" tables. Power enters from the user's left, for use with the arc rectangle top shape

VERSTEEL

**Power Source Outlet**

Power Source Outlets provide power access to individual tables through a single circuit with one (1) 10' cord and a standard grounded plug. Power Source Outlets have six (6) grounded electrical outlets per unit with surge protection and are controlled by an illuminated On/Off switch. Unit is field installed and retrofittable.

**Planning and Locations**

Provide a sketch of your table configuration indicating the power/data sources in the room and Versteel Customer Service will help you specify the power/data solution that will best suit your needs.

The configurations illustrated on these pages are meant to show possible options using similar power sources.

**Configuration 1**

**Henri Location E or Powerlink Single Circuit**

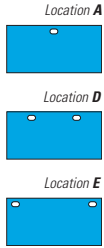
A classroom or training room with double aisles consisting of two (2) groups (outer) and an instructor's table, each with an individual power supply. Each set of linked tables in the center section has its own power supply.

**FURNITURE**

Tables (24" x 60")  
Chairs

**QUANTITY**

22  
42



**Henri Power and Data, Location E Option**

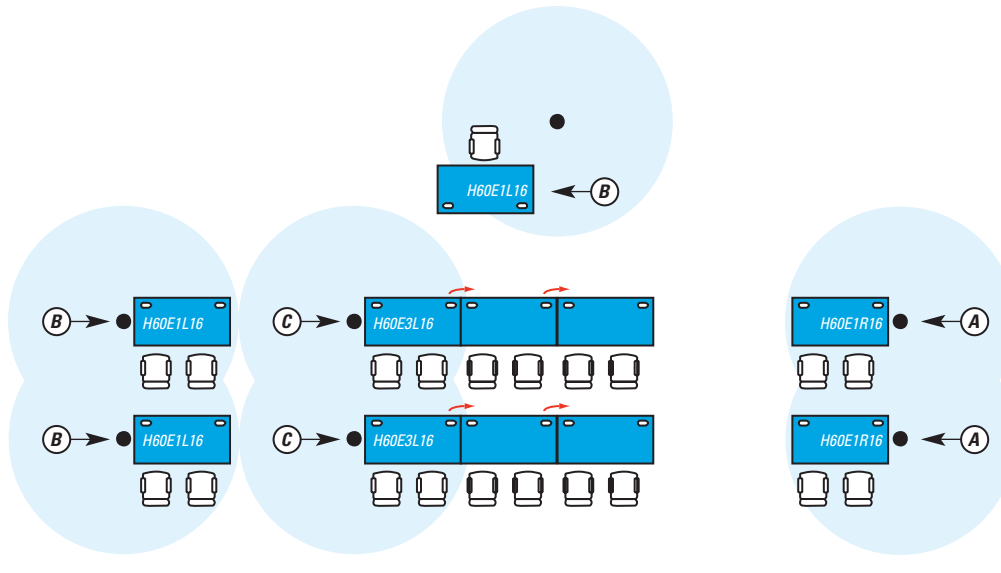
	DESCRIPTION	QUANTITY
<b>A</b>	H60E1R16 Henri Location E (1) 60" table, right power	2
<b>B</b>	H60E1L16 Henri Location E (1) 60" table, left power	3
<b>C</b>	H60E3L16 Henri Location E (3) 60" tables, linked, left power	2

**Powerlink Power and Data, Single Circuit Option**

	DESCRIPTION	QUANTITY
<b>A</b>	P1-60P1R16 Powerlink Single Circuit (1) 60" table, right power	2
<b>B</b>	P1-60P1L16 Powerlink Single Circuit (1) 60" table, left power	3
<b>C</b>	P1-60P3L16 Powerlink Single Circuit (3) 60" tables, linked, left power	2

**POWER**  
The shaded sphere has a six foot (6') radius to indicate the length of the power cord at floor level.

The black center references the power source location.

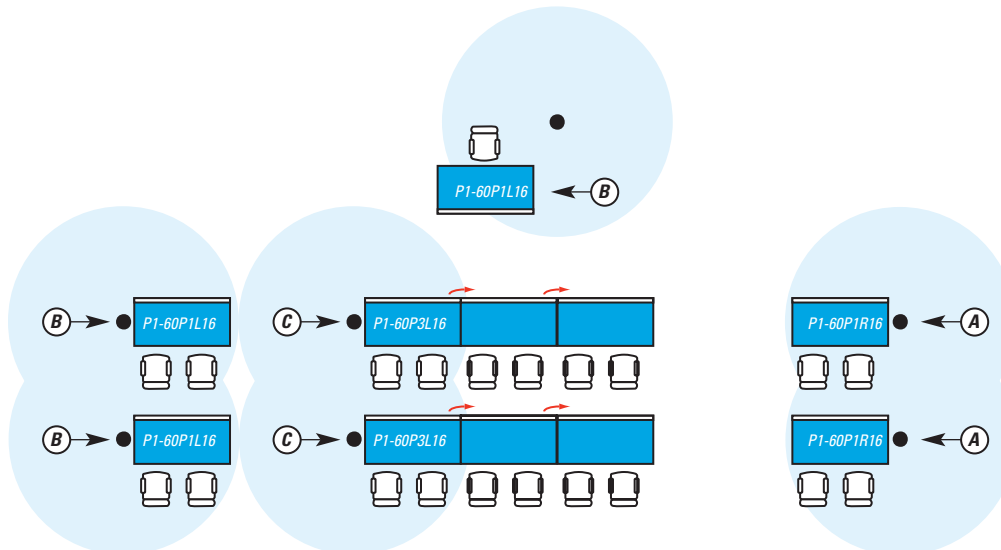


**SCALE**  
Approximate scale for measuring is 3/32.

**CONSIDER**  
What is the purpose of the room?

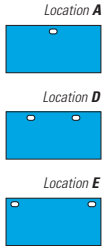
Where are the power and data sources in the room?

Are the tables within a six foot (6') radius of the power sources?





The configurations illustrated on these pages are meant to show possible options using similar power sources.



**Configuration 2**  
**Henri Location E**

A U-shaped linking configuration for conferencing or training. Three linked table groups are powered from floor monuments.

**Henri Power and Data, Location E Option**

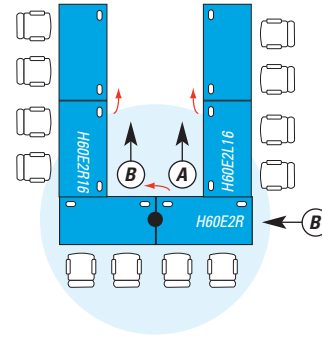
	DESCRIPTION	QUANTITY
A	H60E2L16 Henri Location E (2) 60" tables, linked, left power	1
B	H60E2R16 Henri Location E (2) 60" tables, linked, right power	3

**FURNITURE**

Tables (24" x 60")  
Chairs

**QUANTITY**

6  
12



**Configuration 3**  
**Powerlink Single Circuit**


A classroom or training room created from a long narrow room. All the power is located on a side wall of the room, with the exception of the instructor's table which has its own power monument in the floor.

**Powerlink Power and Data, Single Circuit Option**

	DESCRIPTION	QUANTITY
A	P1-60P2R16 Powerlink Single Circuit (2) 60" tables, linked, right power	3
B	P1-60P1R16 Powerlink Single Circuit (1) 60" table, right power	1

**POWER**  
The shaded sphere has a six foot (6') radius to indicate the length of the power cord at floor level.

The black center references the power source location.



**SCALE**  
Approximate scale for measuring is 3/32.

**CONSIDER**  
What is the purpose of the room?

Where are the power sources in the room?

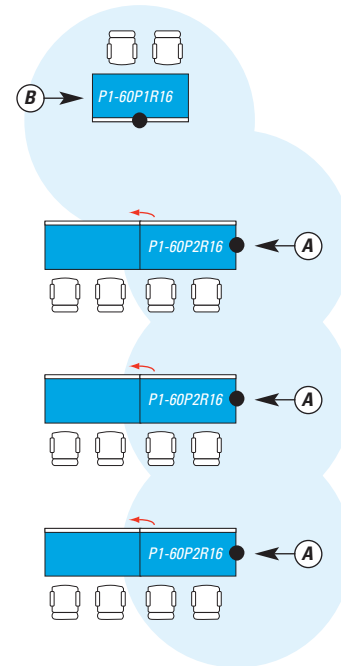
Are the tables within a six foot (6') radius of the power sources?

**FURNITURE**

Tables (24" x 60")  
Chairs

**QUANTITY**

7  
14

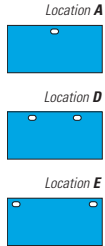


The configurations illustrated on these pages are meant to show possible options using similar power sources.

**Configuration 4**

**Henri Location A or Henri Location E**

A classroom or training room occupying a large center section of linked tables with two (2) possible power supplies. The instructor's table has an individual power supply.



**Henri Power and Data, Location A Option**

	DESCRIPTION	QUANTITY
<b>A</b>	H60A5L16 Henri Location A (5) 60" tables, linked, left power	4
<b>B</b>	H60A1L16 Henri Location A (1) 60" table, left power	1

FURNITURE	QUANTITY
Tables (24" x 60")	21
Chairs	41

**Henri Power and Data, Location E Option**

	DESCRIPTION	QUANTITY
<b>C</b>	H60E3L16 Henri Location E (3) 60" tables, linked, left power	4
<b>D</b>	H60E2L16 Henri Location E (2) 60" tables, linked, left power	4
<b>E</b>	H60E1L16 Henri Location E (1) 60" table, left power	1

**POWER**  
The shaded sphere has a six foot (6') radius to indicate the length of the power cord at floor level.

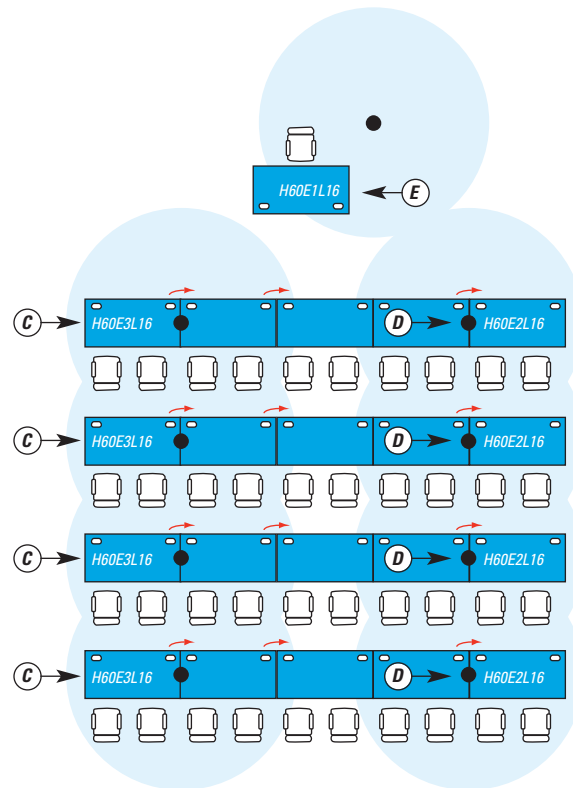
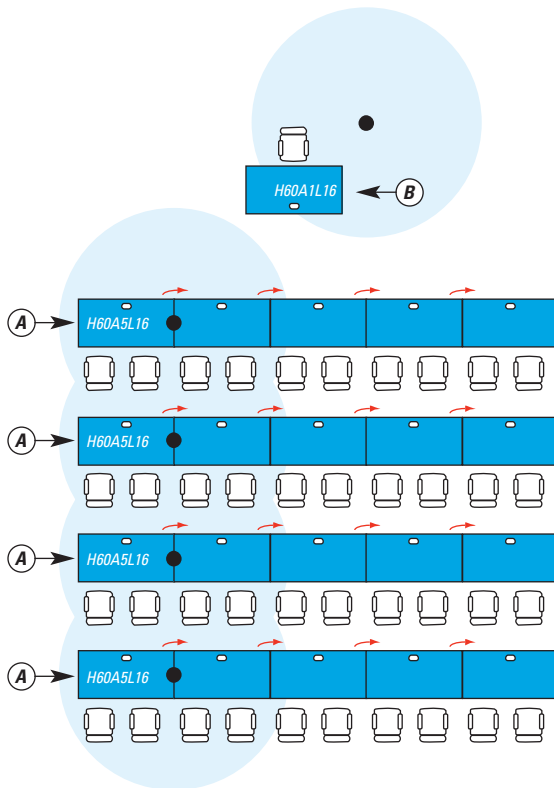
The black center references the power source location.

**SCALE**  
Approximate scale for measuring is 3/32.

**CONSIDER**  
What is the purpose of the room?

Where are the power and data sources in the room?

Are the tables within a six foot (6') radius of the power sources?



**Configuration 5**


**Henri Location A or Henri Location E**

A large conference or meeting area formed by linked tables and wedge tops. Two (2) power sources feed the four (4) power and data sequences.

FURNITURE	QUANTITY
Tables (24" x 60")	10
Tables (45° 24" wedge)	8
Chairs	20

**POWER**  
The shaded sphere has a six foot (6') radius to indicate the length of the power cord at floor level.

The black center references the power source location.



**SCALE**  
Approximate scale for measuring is 3/32.

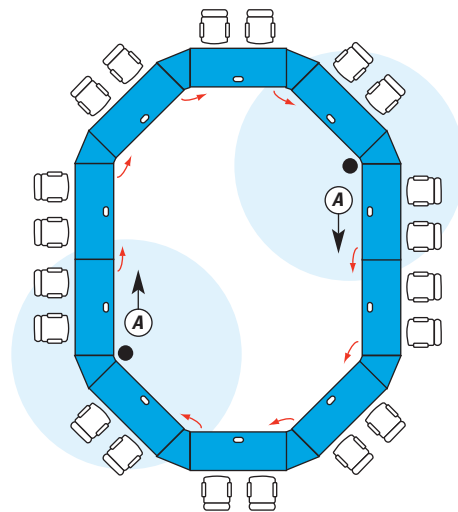
**CONSIDER**  
What is the purpose of the room?

Where are the power sources in the room?

Are the tables within a six foot (6') radius of the power sources?

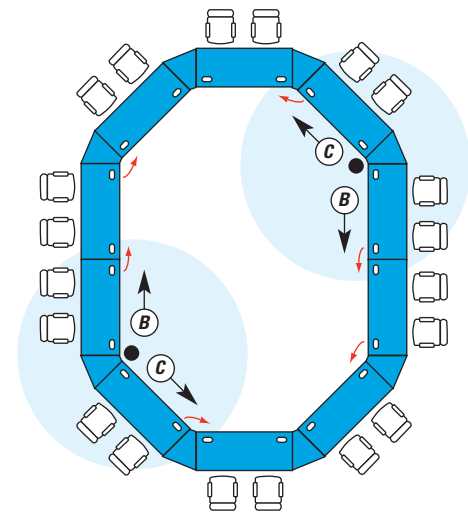
**Henri Power and Data, Location A Option**

DESCRIPTION	QUANTITY
<b>A</b> Special Electrical Package Henri Location A (5) 60" tables, linked, right power	2



**Henri Power and Data, Location E Option**

DESCRIPTION	QUANTITY
<b>B</b> Special Electrical Package Henri Location E (3) 60" tables, linked, right power	2
<b>C</b> Special Electrical Package Henri Location E (2) 60" tables, linked, left power	2



The configurations illustrated on these pages are meant to show possible options using similar power sources.

**Configuration 6**

**Henri Location E**

A large classroom or training room with side aisles. The room consists of six (6) rows of tables. Power and data is supplied from a floor grid.

**Henri Power and Data Option (Location E)**

**FURNITURE**

Tables (24" x 60")  
 Tables (24" quarter round)  
 Chairs

**QUANTITY**

24  
 4  
 48

Location A



Location D



Location E



	DESCRIPTION	QUANTITY
A	H60E2L16 (2) 60" tables, linked, left power	6
B	H60E2R16 (2) 60" tables, linked, right power	6

**POWER**  
 The shaded sphere has a six foot (6') radius to indicate the length of the power cord at floor level.

The black center references the power source location.

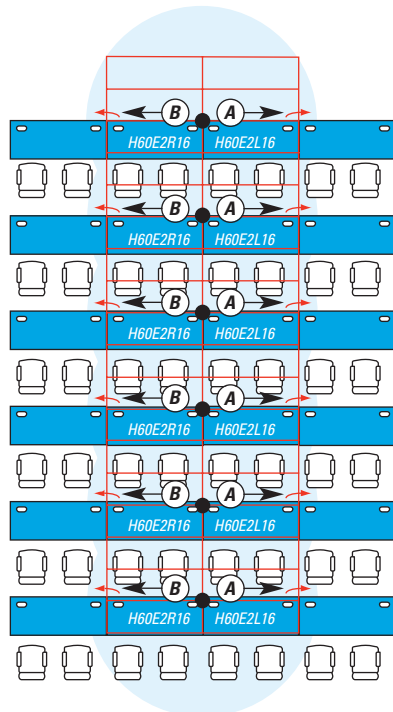


**SCALE**  
 Approximate scale for measuring is 3/32.

**CONSIDER**  
 What is the purpose of the room?

Where are the power and data sources in the room?

Are the tables within a six foot (6') radius of the power sources?



The configurations illustrated on these pages are meant to show possible options using similar power sources.

**Configuration 7**

**Powerlink Single Circuit (for arc rectangle top shape)**

An amphitheater style classroom or training room with a single aisle. Power sources are located along the aisle and service linked tables with hardwired multi-circuit power. Instructor table has its own single circuit outlet power supply.

**FURNITURE**

Tables (24" x 60")  
Chairs

**QUANTITY**

26  
52

**Powerlink Power and Data, Single Circuit Option**

	DESCRIPTION	QUANTITY
<b>A</b>	P1-60P3R-AR16 Powerlink Single Circuit for Arc Rectangle top shape (3) 60" Tables, Linked, Right Power	4
<b>B</b>	P1-60P3L-AR16 Powerlink Single Circuit for Arc Rectangle top shape (3) 60" Tables, Linked, Left Power	4
<b>C</b>	P1-60P2R-AR16 Powerlink Single Circuit for Arc Rectangle top shape (2) 60" Tables, Linked, Right Power	1

**POWER**

The shaded sphere has a six foot (6') radius to indicate the length of the power cord at floor level.

The black center references the power source location.



**SCALE**

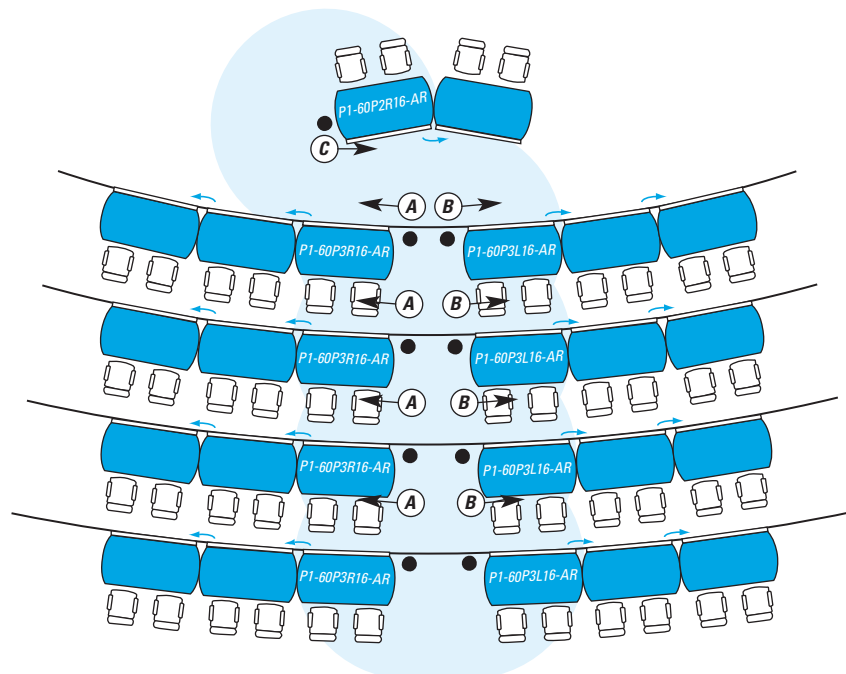
Approximate scale for measuring is 3/32.

**CONSIDER**

What is the purpose of the room?


Where are the power sources in the room?

Are the tables within a six foot (6') radius of the power sources?



**Connecting Data/Voice Systems To Your Network Grid**

Multiple options are available when specifying data/voice connections for power/data systems in Versteel tables. The appropriate option is dependent upon your specific application.

**UNWIRED CONNECTIONS**

Unwired data/voice connections need to be wired by the customer's IT department, or an outside IT provider. Unwired connections are "standard" for the following products:

- Henri/Henri Now
- Powerlink
- Power Bay
- Powered Form Modesty

*(Unwired connections are optional for all other power/data systems offered by Versteel.)*

**PREWIRED CONNECTIONS**

Prewired data/voice connections terminate with a "male" patch cable connector on the end. This enables the unit to be plugged directly into a data wall plate. A 10' cable is standard for data connections, and a 7' cable is standard for voice connections. Prewired connections are "standard" for the following products:

- Axil Z
- Ellora
- Mho
- Node

**DATA COUPLERS**

Installed directly in the power/data unit, couplers are "female" jacks that allow units to be connected to a data wall plate with a standard data patch cable (with "male" jacks on each end). This is a convenient option for tables that will be moved frequently.

Data Couplers are available on all power/data units, excluding Henri and Henri Now (*Henri Quick Connect provides the same functionality as a data coupler for Henri and Henri Now*).

VERSTEEL

---



Questions?  
1.800.876.2120

Black = Fixed Bases  
Blue = Tilt Bases

top > edge >	Laminate PVC	Laminate Wood	Laminate 2mm Acrylic	Laminate Wood	Veneer Wood
	Flat 	Flat 	Reverse Bevel 	Square 	Flat 
edge ordering code (radius corner) > or edge ordering code (square corner) > top thickness >	LP2R or LP2S 1 1/4"	LP3R or LP3S 1 3/4"	LW2R or LW2S 1 1/4"	LMRA2R or LMRA2S 1 1/4"	LWS2 1 1/4"   LWS3 1 3/4"   VW2R or VW2S 1 1/4"
	Fluted 	Fluted 		Fluted 	Fluted 
edge ordering code (radius corner) > or edge ordering code (square corner) > top thickness >	LPF2R or LPF2S 1 1/4"	LPF3R or LPF3S 1 3/4"	LWF2R or LWF2S 1 1/4"	LWF2 1 1/4"   LWF3 1 3/4"	VWF2R or VWF2S 1 1/4"
top thickness price >	1 1/4"	1 3/4"	1 1/4"	1 1/4"   1 3/4"	1 1/4"

Base Style	Table Description	Model #	Product Wt	1 1/4"		1 3/4"		1 1/4"		
	<b>T1</b> 18 x 48 Fix	<b>UST1 1848REFX</b>	49	1010	1104	1293	1462	1488	2049	
	18 x 48 Tilt	<b>UST1 1848RETL</b>	59	1312	1409	1597	1763	1788	2352	
	18 x 60 Fix	<b>UST1 1860REFX</b>	70	1093	1160	1417	1591	1613	2204	
	18 x 60 Tilt	<b>UST1 1860RETL</b>	80	1394	1462	1720	1893	1918	2509	
	18 x 72 Fix	<b>UST1 1872REFX</b>	80	1143	1238	1533	1755	1779	2370	
	18 x 72 Tilt	<b>UST1 1872RETL</b>	90	1448	1540	1838	2057	2081	2673	
	18 x 84 Fix	<b>UST1 1884REFX</b>	89	1265	1369	1806	2073	2100	2557	
	18 x 84 Tilt	<b>UST1 1884RETL</b>	99	1568	1671	2110	2374	2400	2859	
	18 x 90 Fix	<b>UST1 1890REFX</b>	99	1340	1383	2005	2257	2285	2783	
18 x 90 Tilt	<b>UST1 1890RETL</b>	109	1616	1741	2284	2565	2588	3087		
18 x 96 Fix	<b>UST1 1896REFX</b>	109	1376	1465	2038	2395	2420	2977		
18 x 96 Tilt	<b>UST1 1896RETL</b>	119	1677	1769	2347	2696	2720	3282		
	<b>TC</b> 18 x 48 Fix	<b>USTC 1848REFX</b>	49	1010	1104	1293	1462	1488	2049	
	18 x 48 Tilt	<b>USTC 1848RETL</b>	59	1312	1409	1597	1763	1788	2352	
	18 x 60 Fix	<b>USTC 1860REFX</b>	70	1093	1160	1417	1591	1613	2204	
	18 x 60 Tilt	<b>USTC 1860RETL</b>	80	1394	1462	1720	1893	1918	2509	
	18 x 72 Fix	<b>USTC 1872REFX</b>	80	1143	1238	1533	1755	1779	2370	
	18 x 72 Tilt	<b>USTC 1872RETL</b>	90	1448	1540	1838	2057	2081	2673	
	18 x 84 Fix	<b>USTC 1884REFX</b>	89	1265	1369	1806	2073	2100	2557	
	18 x 84 Tilt	<b>USTC 1884RETL</b>	99	1568	1671	2110	2374	2400	2859	
	18 x 90 Fix	<b>USTC 1890REFX</b>	99	1340	1383	2005	2257	2285	2783	
18 x 90 Tilt	<b>USTC 1890RETL</b>	109	1616	1741	2284	2565	2588	3087		
18 x 96 Fix	<b>USTC 1896REFX</b>	109	1376	1465	2038	2395	2420	2977		
18 x 96 Tilt	<b>USTC 1896RETL</b>	119	1677	1769	2347	2696	2720	3282		
	<b>L1</b> 18 x 48 Fix	<b>USL1 1848REFX</b>	49	1010	1104	1293	n/a	1462	1488	2049
	18 x 60 Fix	<b>USL1 1860REFX</b>	70	1093	1160	1417	n/a	1591	1613	2204
	18 x 72 Fix	<b>USL1 1872REFX</b>	80	1143	1238	1533	n/a	1755	1779	2370
	18 x 84 Fix	<b>USL1 1884REFX</b>	89	1265	1369	1806	n/a	2073	2100	2557
	18 x 90 Fix	<b>USL1 1890REFX</b>	99	1340	1383	2005	n/a	2257	2285	2783
	18 x 96 Fix	<b>USL1 1896REFX</b>	109	1376	1465	2038	n/a	2395	2420	2977



To Order, Specify...

- 1 Model Number
- 2 Top Material
- 3 Edge Style and Thickness
- 4 Edge Color
- 5 Base Color
- 6 Additional Options








VERSTEEL

Veneer Wood	
Square	
	
<b>VWS2</b>	<b>VWS3</b>
1 1/4"	1 3/4"
Fluted	
	
<b>VWF2</b>	<b>VWF3</b>
1 1/4"	1 3/4"
1 1/4"	1 3/4"
2211	2370
2515	2673
2382	2580
2686	2882
2568	2787
2875	3087
2774	3013
3080	3314
3024	3282
3326	3579
3250	3526
3549	3829
2211	2370
2515	2673
2382	2580
2686	2882
2568	2787
2875	3087
2774	3013
3080	3314
3024	3282
3326	3579
3250	3526
3549	3829
2211	2370
2382	2580
2568	2787
2774	3013
3024	3282
3250	3526

**Base Options**

	<b>Code</b>	<b>Price</b>
Alternate Table Height 32" & Under	<b>BAH</b>	\$ 89
Alternate Table Height 32" & Over	<b>BSP</b>	call
Stretcher Rail (Fix/Tilt) Finish Same as Base		
Tables 36" H & Over Require a Stretcher Rail	<b>BSR</b>	\$ 217
Casters  - Dual Wheel Black Hard Wheel	<b>CAS27</b>	\$ 153
Casters  - Dual Wheel Two-Tone		
Soft Wheel	<b>CAS28</b>	\$ 153
Mix - Dual Wheel Casters & Glides	<b>BMD</b>	\$ 145
Self-Leveling Glides 	<b>GLD04</b>	\$ 43
Slim-Tilt (T1 base only)	<b>BST</b>	\$ 134

**Finish Options**

Chrome	\$ 583
Nickel	\$ 637
Powder Coat - Standard	n/c
Powder Coat - Premium	\$ 147
Platinum	\$ 438

**Top Options**

Table Link (all four sides)	<b>TLK</b>	\$ 225
Table Link (18" ends only)	<b>TLE</b>	\$ 120
Lightweight Laminate Core (to 96" length)	<b>TLL</b>	\$ 214
Special Laminate	<b>TSP</b>	call
Custom Cutout (per cutout)	<b>TCC</b>	\$ 107

**Power & Data Options**

Please reference the Power & Data section (page 38) or the Power & Data Price List

**Wire Management Options**

Basket, Modesty Mount	<b>WBM</b>	\$ 86
Basket, Under Top Mount	<b>WBT</b>	\$ 86
Wire Metal Legway (each)	<b>WUL</b>	\$ 57
1 Oval Brush Grommet - Location A	<b>WOA</b>	\$ 86
2 Oval Brush Grommets - Location E	<b>WOE</b>	\$ 172
1 Oval Brush Grommet - Provide Location Print	<b>WOG</b>	\$ 86
1 Round Grommet - Location A	<b>WRA</b>	\$ 68
2 Round Grommets - Location E	<b>WRE</b>	\$ 136
1 Round Grommet - Provide Location Print	<b>WRG</b>	\$ 68

**Accessories**

Keyboard Platform w/Mouse Surface	<b>AKP27M</b>	\$ 682
CPU Holder (3"- 9" adjustment)	<b>ACPU3-9F</b>	\$ 212
CPU Holder (5"- 8" adjustment)	<b>ACPU5-8F</b>	\$ 139
CPU Holder (3"- 5" adjustment)	<b>ACPU3F</b>	\$ 139
Table Floor Mount Bracket Set	<b>AFB</b>	\$ 50



Questions?  
1.800.876.2120

Black = Fixed Bases  
Blue = Tilt Bases

top > edge >	Laminate PVC	Laminate Wood	Laminate 2mm Acrylic	Laminate Wood	Veneer Wood
	Flat 	Flat 	Reverse Bevel 	Square 	Flat 
edge ordering code (radius corner) > or edge ordering code (square corner) > top thickness >	LP2R or LP2S 1 1/4"	LP3R or LP3S 1 3/4"	LW2R or LW2S 1 1/4"	LMRA2R or LMRA2S 1 1/4"	LWS2 1 1/4"   LWS3 1 3/4"   VW2R or VW2S 1 1/4"
	Fluted 	Fluted 		Fluted 	Fluted 
edge ordering code (radius corner) > or edge ordering code (square corner) > top thickness >	LPF2R or LPF2S 1 1/4"	LPF3R or LPF3S 1 3/4"	LWF2R or LWF2S 1 1/4"	LWF2 1 1/4"   LWF3 1 3/4"	VWF2R or VWF2S 1 1/4"
top thickness price >	1 1/4"	1 3/4"	1 1/4"	1 1/4"   1 3/4"	1 1/4"



Base Style	Table Description	Model #	Product Wt	1 1/4"		1 3/4"		1 1/4"		
	<b>T1</b> 24 x 48 Fix	<b>UST1 2448REFX</b>	72	1061	1105	1443		1661	1699	2145
	24 x 48 Tilt	<b>UST1 2448RETL</b>	82	1365	1409	1748		1964	2003	2448
	24 x 60 Fix	<b>UST1 2460REFX</b>	85	1131	1195	1609		1852	1881	2361
	24 x 60 Tilt	<b>UST1 2460RETL</b>	95	1434	1495	1912		2157	2183	2666
	24 x 72 Fix	<b>UST1 2472REFX</b>	97	1295	1347	1813		2084	2112	2562
	24 x 72 Tilt	<b>UST1 2472RETL</b>	107	1597	1653	2118		2391	2418	2864
	24 x 84 Fix	<b>UST1 2484REFX</b>	109	1370	1386	2007		2361	2387	2805
	24 x 84 Tilt	<b>UST1 2484RETL</b>	119	1672	1691	2314		2666	2692	3110
	24 x 90 Fix	<b>UST1 2490REFX</b>	121	1480	1494	2181		2573	2601	3054
	24 x 90 Tilt	<b>UST1 2490RETL</b>	131	1793	1833	2467		2878	2907	3386
	24 x 96 Fix	<b>UST1 2496REFX</b>	146	1580	1602	2318		2745	2774	3144
	24 x 96 Tilt	<b>UST1 2496RETL</b>	156	1884	1909	2620		3048	3078	3445
	<b>TC</b> 24 x 48 Fix	<b>USTC 2448REFX</b>	72	1061	1105	1443		1661	1699	2145
	24 x 48 Tilt	<b>USTC 2448RETL</b>	82	1365	1409	1748		1964	2003	2448
	24 x 60 Fix	<b>USTC 2460REFX</b>	85	1131	1195	1609		1852	1881	2361
	24 x 60 Tilt	<b>USTC 2460RETL</b>	95	1434	1495	1912		2157	2183	2666
	24 x 72 Fix	<b>USTC 2472REFX</b>	97	1295	1347	1813		2084	2112	2562
	24 x 72 Tilt	<b>USTC 2472RETL</b>	107	1597	1653	2118		2391	2418	2864
	24 x 84 Fix	<b>USTC 2484REFX</b>	109	1370	1386	2007		2361	2387	2805
	24 x 84 Tilt	<b>USTC 2484RETL</b>	119	1672	1691	2314		2666	2692	3110
	24 x 90 Fix	<b>USTC 2490REFX</b>	121	1480	1494	2181		2573	2601	3054
	24 x 90 Tilt	<b>USTC 2490RETL</b>	131	1793	1833	2467		2878	2907	3386
	24 x 96 Fix	<b>USTC 2496REFX</b>	146	1580	1602	2318		2745	2774	3144
	24 x 96 Tilt	<b>USTC 2496RETL</b>	156	1884	1909	2620		3048	3078	3445
	<b>L1</b> 24 x 48 Fix	<b>USL1 2448REFX</b>	72	1061	1105	1443		1661	1699	2145
	24 x 60 Fix	<b>USL1 2460REFX</b>	85	1131	1195	1609		1852	1881	2361
	24 x 72 Fix	<b>USL1 2472REFX</b>	97	1295	1347	1813		2084	2112	2562
24 x 84 Fix	<b>USL1 2484REFX</b>	109	1370	1386	2007		2361	2387	2805	
24 x 90 Fix	<b>USL1 2490REFX</b>	121	1480	1494	2181		2573	2601	3054	
24 x 96 Fix	<b>USL1 2496REFX</b>	146	1580	1602	2318		2745	2774	3144	

To Order, Specify...




- 1 Model Number
- 2 Top Material
- 3 Edge Style and Thickness
- 4 Edge Color
- 5 Base Color
- 6 Additional Options



VERSTEEL

Veneer Wood	
Square 	
<b>VWS2</b> 1 1/4"	<b>VWS3</b> 1 3/4"
Fluted 	
<b>VWF2</b> 1 1/4"	<b>VWF3</b> 1 3/4"
1 1/4"	1 3/4"
2318	2490
2621	2794
2562	2751
2864	3053
2778	3013
3082	3316
3052	3309
3360	3612
3326	3607
3623	3901
3424	3716
3727	4021
2318	2490
2621	2794
2562	2751
2864	3053
2778	3013
3082	3316
3052	3309
3360	3612
3326	3607
3623	3901
3424	3716
3727	4021
2318	2490
2562	2751
2778	3013
3052	3309
3326	3607
3424	3716

**Base Options**

Alternate Table Height 32" & Under	<b>BAH</b>	\$ 89
Alternate Table Height 32" & Over	<b>BSP</b>	call
Stretcher Rail (Fix/Tilt) Finish Same as Base		
Tables 36" H & Over Require a Stretcher Rail	<b>BSR</b>	\$ 217
Casters  - Dual Wheel Black Hard Wheel	<b>CAS27</b>	\$ 153
Casters  - Dual Wheel Two-Tone		
Soft Wheel	<b>CAS28</b>	\$ 153
Mix - Dual Wheel Casters & Glides	<b>BMD</b>	\$ 145
Self-Leveling Glides 	<b>GLD04</b>	\$ 43
Slim-Tilt (T1 base only)	<b>BST</b>	\$ 134

**Finish Options**

Chrome	\$ 583
Nickel	\$ 637
Powder Coat - Standard	n/c
Powder Coat - Premium	\$ 147
Platinum	\$ 438

**Top Options**

Table Link (all four sides)	<b>TLK</b>	\$ 225
Table Link (24" ends only)	<b>TLE</b>	\$ 120
Lightweight Laminate Core (to 96" length)	<b>TLL</b>	\$ 214
Special Laminate	<b>TSP</b>	call
Custom Cutout (per cutout)	<b>TCC</b>	\$ 107
Laptop Locker (each)	<b>TLA</b>	\$1235
(available on fixed tables only, see page 34 in All Tables Price List for additional information)		
Electronic Lock (per locker)	<b>TLEL</b>	\$ 322
Power Unit (up to 10 lockers sequenced, includes 1 key) - required for electronic lock	<b>TLPU</b>	\$ 509

**Power & Data Options**

Please reference the Power & Data section (page 38) or the Power & Data Price List

**Wire Management Options**

Basket, Modesty Mount	<b>WBM</b>	\$ 86
Basket, Under Top Mount	<b>WBT</b>	\$ 86
Wire Metal Legway (each)	<b>WUL</b>	\$ 57
1 Oval Brush Grommet - Location A	<b>WOA</b>	\$ 86
2 Oval Brush Grommets - Location E	<b>WOE</b>	\$ 172
1 Oval Brush Grommet - Provide Location Print	<b>WOG</b>	\$ 86
1 Round Grommet - Location A	<b>WRA</b>	\$ 68
2 Round Grommets - Location E	<b>WRE</b>	\$ 136
1 Round Grommet - Provide Location Print	<b>WRG</b>	\$ 68

**Accessories**

Keyboard Platform w/Mouse Surface	<b>AKP27M</b>	\$ 682
CPU Holder (3"- 9" adjustment)	<b>ACPU3-9F</b>	\$ 212
CPU Holder (5"- 8" adjustment)	<b>ACPU5-8F</b>	\$ 139
CPU Holder (3"- 5" adjustment)	<b>ACPU3F</b>	\$ 139
Table Floor Mount Bracket Set	<b>AFB</b>	\$ 50



Questions?

1.800.876.2120

Black = Fixed Bases

Blue = Tilt Bases

top > edge >	Laminate PVC	Laminate Wood	Laminate 2mm Acrylic	Laminate Wood	Veneer Wood
	Flat 	Flat 	Reverse Bevel 	Square 	Flat 
edge ordering code (radius corner) > or edge ordering code (square corner) > top thickness >	LP2R or LP2S 1 1/4"	LP3R or LP3S 1 3/4"	LW2R or LW2S 1 1/4"	LMRA2R or LMRA2S 1 1/4"	LWS2 1 1/4"   LWS3 1 3/4"   VW2R or VW2S 1 1/4"
	Fluted 	Fluted 		Fluted 	Fluted 
edge ordering code (radius corner) > or edge ordering code (square corner) > top thickness >	LPF2R or LPF2S 1 1/4"	LPF3R or LPF3S 1 3/4"	LWF2R or LWF2S 1 1/4"	LWF2 1 1/4"   LWF3 1 3/4"	VWF2R or VWF2S 1 1/4"
top thickness price >	1 1/4"	1 3/4"	1 1/4"	1 1/4"   1 3/4"	1 1/4"



Base Style	Table Description	Model #	Product Wt	1 1/4"		1 3/4"		1 1/4"		
	<b>T1</b> 30 x 42 Fix	<b>UST1 3042REFX</b>	76	1079	1147	1402		1556	1594	2104
	30 x 48 Fix	<b>UST1 3048REFX</b>	86	1168	1285	1568		1757	1798	2365
	30 x 48 Tilt	<b>UST1 3048RETL</b>	96	1473	1590	1871		2060	2103	2669
	30 x 60 Fix	<b>UST1 3060REFX</b>	100	1240	1292	1751		2018	2061	2605
	30 x 60 Tilt	<b>UST1 3060RETL</b>	110	1543	1594	2056		2321	2365	2907
	30 x 72 Fix	<b>UST1 3072REFX</b>	115	1337	1392	1936		2261	2322	2898
	30 x 72 Tilt	<b>UST1 3072RETL</b>	125	1641	1698	2241		2565	2624	3200
	30 x 84 Fix	<b>UST1 3084REFX</b>	129	1428	1513	2186		2574	2654	3156
	30 x 84 Tilt	<b>UST1 3084RETL</b>	139	1734	1817	2491		2879	2957	3459
	30 x 90 Fix	<b>UST1 3090REFX</b>	144	1525	1661	2364		2806	2866	3438
	30 x 90 Tilt	<b>UST1 3090RETL</b>	154	1823	1943	2615		3110	3194	3736
	30 x 96 Fix	<b>UST1 3096REFX</b>	149	1609	1750	2509		2987	3070	3528
30 x 96 Tilt	<b>UST1 3096RETL</b>	161	1912	2053	2814		3294	3371	3831	
30 x 120 Fix	<b>UST1 30120REFX</b>	196	2346	2486	3555		4243	4320	4612	
	<b>TC</b> 30 x 42 Fix	<b>USTC 3042REFX</b>	76	1079	1147	1402		1556	1594	2104
	30 x 48 Fix	<b>USTC 3048REFX</b>	86	1168	1285	1568		1757	1798	2365
	30 x 48 Tilt	<b>USTC 3048RETL</b>	96	1473	1590	1871		2060	2103	2669
	30 x 60 Fix	<b>USTC 3060REFX</b>	100	1240	1292	1751		2018	2061	2605
	30 x 60 Tilt	<b>USTC 3060RETL</b>	110	1543	1594	2056		2321	2365	2907
	30 x 72 Fix	<b>USTC 3072REFX</b>	115	1337	1392	1936		2261	2322	2898
	30 x 72 Tilt	<b>USTC 3072RETL</b>	125	1641	1698	2241		2565	2624	3200
	30 x 84 Fix	<b>USTC 3084REFX</b>	129	1428	1513	2186		2574	2654	3156
	30 x 84 Tilt	<b>USTC 3084RETL</b>	139	1734	1817	2491		2879	2957	3459
	30 x 90 Fix	<b>USTC 3090REFX</b>	144	1525	1661	2364		2806	2866	3438
	30 x 90 Tilt	<b>USTC 3090RETL</b>	154	1823	1943	2615		3110	3194	3736
	30 x 96 Fix	<b>USTC 3096REFX</b>	149	1609	1750	2509		2987	3070	3528
30 x 96 Tilt	<b>USTC 3096RETL</b>	161	1912	2053	2814		3294	3371	3831	
30 x 120 Fix	<b>USTC 30120REFX</b>	196	2346	2486	3555		4243	4320	4612	

To Order, Specify...




- 1 Model Number
- 2 Top Material
- 3 Edge Style and Thickness
- 4 Edge Color
- 5 Base Color
- 6 Additional Options



VERSTEEL

Veneer Wood	
Square 	
<b>VWS2</b> 1 1/4"	<b>VWS3</b> 1 3/4"
Fluted 	
<b>VWF2</b> 1 1/4"	<b>VWF3</b> 1 3/4"
1 1/4"	1 3/4"
2274	2428
2563	2750
2865	3053
2828	3047
3129	3348
3153	3348
3458	3652
3441	3716
3743	4020
3749	4015
4042	4341
3854	4158
4158	4460
5028	5330
2274	2428
2563	2750
2865	3053
2828	3047
3129	3348
3153	3348
3458	3652
3441	3716
3743	4020
3749	4015
4042	4341
3854	4158
4158	4460
5028	5330

**Base Options**

Alternate Table Height 32" & Under	<b>BAH</b>	\$ 89
Alternate Table Height 32" & Over	<b>BSP</b>	call
Stretcher Rail (Fix/Tilt) Finish Same as Base		
Tables 36" H & Over Require a Stretcher Rail	<b>BSR</b>	\$ 217
Casters  - Dual Wheel Black Hard Wheel	<b>CAS27</b>	\$ 153
Casters  - Dual Wheel Two-Tone		
Soft Wheel	<b>CAS28</b>	\$ 153
Mix - Dual Wheel Casters & Glides	<b>BMD</b>	\$ 145
Self-Leveling Glides 	<b>GLD04</b>	\$ 43
Slim-Tilt (T1 base only)	<b>BST</b>	\$ 134

**Finish Options**

Chrome		\$ 583
Nickel		\$ 637
Powder Coat - Standard		n/c
Powder Coat - Premium		\$ 147
Platinum		\$ 438

**Top Options**

Table Link (all four sides)	<b>TLK</b>	\$ 225
Table Link (30" ends only)	<b>TLE</b>	\$ 120
Lightweight Laminate Core (to 96" length)	<b>TLL</b>	\$ 214
Special Laminate	<b>TSP</b>	call
Custom Cutout (per cutout)	<b>TCC</b>	\$ 107
Laptop Locker (each)	<b>TLA</b>	\$1235
(available on fixed tables only, see page 34 in All Tables Price List for additional information)		
Electronic Lock (per locker)	<b>TLEL</b>	\$ 322
Power Unit (up to 10 lockers sequenced, includes 1 key) - required for electronic lock	<b>TLPU</b>	\$ 509

**Power & Data Options**

Please reference the Power & Data section (page 38) or the Power & Data Price List

**Wire Management Options**

Basket, Modesty Mount	<b>WBM</b>	\$ 86
Basket, Under Top Mount	<b>WBT</b>	\$ 86
Wire Metal Legway (each)	<b>WUL</b>	\$ 57
1 Oval Brush Grommet - Location A	<b>WOA</b>	\$ 86
2 Oval Brush Grommets - Location E	<b>WOE</b>	\$ 172
1 Oval Brush Grommet - Provide Location Print	<b>WOG</b>	\$ 86
1 Round Grommet - Location A	<b>WRA</b>	\$ 68
2 Round Grommets - Location E	<b>WRE</b>	\$ 136
1 Round Grommet - Provide Location Print	<b>WRG</b>	\$ 68

**Accessories**

Keyboard Platform w/Mouse Surface	<b>AKP27M</b>	\$ 682
CPU Holder (3" - 9" adjustment)	<b>ACPU3-9F</b>	\$ 212
CPU Holder (5" - 8" adjustment)	<b>ACPU5-8F</b>	\$ 139
CPU Holder (3" - 5" adjustment)	<b>ACPU3F</b>	\$ 139
Table Floor Mount Bracket Set	<b>AFB</b>	\$ 50

Rectangle



VERSTEEL

Questions?

1.800.876.2120

Black = Fixed Bases

		top > edge >	Laminate PVC	Laminate Wood	Laminate 2mm Acrylic	Laminate Wood	Veneer Wood	
			Flat 	Flat 	Reverse Bevel 	Square 	Flat 	
		edge ordering code (radius corner) > or edge ordering code (square corner) > top thickness >	<b>LP2R</b> or <b>LP2S</b> 1 1/4"	<b>LP3R</b> or <b>LP3S</b> 1 3/4"	<b>LW2R</b> or <b>LW2S</b> 1 1/4"	<b>LMRA2R</b> or <b>LMRA2S</b> 1 1/4"	<b>LWS2</b> 1 1/4" <b>LWS3</b> 1 3/4"	<b>VW2R</b> or <b>VW2S</b> 1 1/4"
			Fluted 	Fluted 		Fluted 	Fluted 	
		edge ordering code (radius corner) > or edge ordering code (square corner) > top thickness >	<b>LPF2R</b> or <b>LPF2S</b> 1 1/4"	<b>LPF3R</b> or <b>LPF3S</b> 1 3/4"	<b>LWF2R</b> or <b>LWF2S</b> 1 1/4"	<b>LWF2</b> 1 1/4" <b>LWF3</b> 1 3/4"	<b>VWF2R</b> or <b>VWF2S</b> 1 1/4"	
		top thickness price >	1 1/4"    1 3/4"		1 1/4"	1 1/4"    1 3/4"	1 1/4"	


Base Style	Table Description	Model #	Product Wt	Price	Price	Price	Price	Price	
	<b>L1</b> 30 x 42 Fix	<b>USL1 3042REFX</b>	76	1079	1147	1402	1556	1594	2104
	30 x 48 Fix	<b>USL1 3048REFX</b>	86	1168	1285	1568	1757	1798	2365
	30 x 60 Fix	<b>USL1 3060REFX</b>	100	1240	1292	1751	2018	2061	2605
	30 x 72 Fix	<b>USL1 3072REFX</b>	115	1337	1392	1936	2261	2322	2898
	30 x 84 Fix	<b>USL1 3084REFX</b>	129	1428	1513	2186	2574	2654	3156
	30 x 90 Fix	<b>USL1 3090REFX</b>	144	1525	1661	2364	2806	2866	3438
	30 x 96 Fix	<b>USL1 3096REFX</b>	149	1609	1750	2509	2987	3070	3528

To Order, Specify...




- 1 Model Number
- 2 Top Material
- 3 Edge Style and Thickness
- 4 Edge Color
- 5 Base Color
- 6 Additional Options



VERSTEEL

Veneer Wood	
Square 	
<b>VWS2</b> 1 1/4"	<b>VWS3</b> 1 3/4"
Fluted 	
<b>VWF2</b> 1 1/4"	<b>VWF3</b> 1 3/4"
1 1/4"	1 3/4"
2274	2428
2563	2750
2828	3047
3153	3348
3441	3716
3749	4015
3854	4158

**Base Options**

Alternate Table Height 32" & Under	<b>BAH</b>	\$ 89
Alternate Table Height 32" & Over	<b>BSP</b>	call
Stretcher Rail (Fix/Tilt) Finish Same as Base		
Tables 36" H & Over Require a Stretcher Rail	<b>BSR</b>	\$ 217
Casters  - Dual Wheel Black Hard Wheel	<b>CAS27</b>	\$ 153
Casters  - Dual Wheel Two-Tone		
Soft Wheel	<b>CAS28</b>	\$ 153
Mix - Dual Wheel Casters & Glides	<b>BMD</b>	\$ 145
Self-Leveling Glides 	<b>GLD04</b>	\$ 43
Slim-Tilt	<b>BST</b>	\$ 134

**Finish Options**

Chrome		\$ 583
Nickel		\$ 637
Powder Coat - Standard		n/c
Powder Coat - Premium		\$ 147
Platinum		\$ 438

**Top Options**

Table Link (all four sides)	<b>TLK</b>	\$ 225
Table Link (30" ends only)	<b>TLE</b>	\$ 120
Lightweight Laminate Core (to 96" length)	<b>TLL</b>	\$ 214
Special Laminate	<b>TSP</b>	call
Custom Cutout (per cutout)	<b>TCC</b>	\$ 107
Laptop Locker (each)	<b>TLA</b>	\$1235
(available on fixed tables only, see page 34 in All Tables Price List for additional information)		
Electronic Lock (per locker)	<b>TLEL</b>	\$ 322
Power Unit (up to 10 lockers sequenced, includes 1 key) - required for electronic lock	<b>TLPU</b>	\$ 509

**Power & Data Options**

Please reference the Power & Data section (page 38) or the Power & Data Price List

**Wire Management Options**

Basket, Modesty Mount	<b>WBM</b>	\$ 86
Basket, Under Top Mount	<b>WBT</b>	\$ 86
Wire Metal Legway (each)	<b>WUL</b>	\$ 57
1 Oval Brush Grommet - Location A	<b>WOA</b>	\$ 86
2 Oval Brush Grommets - Location E	<b>WOE</b>	\$ 172
1 Oval Brush Grommet - Provide Location Print	<b>WOG</b>	\$ 86
1 Round Grommet - Location A	<b>WRA</b>	\$ 68
2 Round Grommets - Location E	<b>WRE</b>	\$ 136
1 Round Grommet - Provide Location Print	<b>WRG</b>	\$ 68

**Accessories**

Keyboard Platform w/Mouse Surface	<b>AKP27M</b>	\$ 682
CPU Holder (3" - 9" adjustment)	<b>ACPU3-9F</b>	\$ 212
CPU Holder (5" - 8" adjustment)	<b>ACPU5-8F</b>	\$ 139
CPU Holder (3" - 5" adjustment)	<b>ACPU3F</b>	\$ 139
Table Floor Mount Bracket Set	<b>AFB</b>	\$ 50

Rectangle



VERSTEEL

Questions?

1.800.876.2120

Black = Fixed Bases

Blue = Tilt Bases

top > edge >	Laminate PVC	Laminate Wood	Laminate 2mm Acrylic	Laminate Wood	Veneer Wood
	Flat 	Flat 	Reverse Bevel 	Square 	Flat 
edge ordering code (radius corner) > or edge ordering code (square corner) > top thickness >	LP2R or LP2S 1 1/4"	LP3R or LP3S 1 3/4"	LW2R or LW2S 1 1/4"	LMRA2R or LMRA2S 1 1/4"	LWS2 1 1/4"   LWS3 1 3/4"   VW2R or VW2S 1 1/4"
	Fluted 	Fluted 		Fluted 	Fluted 
edge ordering code (radius corner) > or edge ordering code (square corner) > top thickness >	LPF2R or LPF2S 1 1/4"	LPF3R or LPF3S 1 3/4"	LWF2R or LWF2S 1 1/4"	LWF2 1 1/4"   LWF3 1 3/4"	VWF2R or VWF2S 1 1/4"
top thickness price >	1 1/4"	1 3/4"	1 1/4"	1 1/4"   1 3/4"	1 1/4"

Base Style	Table Description	Model #	Product Wt	1 1/4"	1 3/4"	1 1/4"	1 1/4"	1 3/4"	1 1/4"
<p>T1</p>	<b>T1</b> 36 x 48 Fix	<b>UST1 3648REFX</b>	86	1243	1353	1822	2006	2236	2869
	36 x 48 Tilt	<b>UST1 3648RETL</b>	96	1548	1658	2126	2310	2538	3172
	36 x 60 Fix	<b>UST1 3660REFX</b>	113	1340	1448	1957	2167	2397	3037
	36 x 60 Tilt	<b>UST1 3660RETL</b>	123	1643	1755	2261	2468	2699	3340
	36 x 72 Fix	<b>UST1 3672REFX</b>	130	1394	1495	2100	2450	2490	3370
	36 x 72 Tilt	<b>UST1 3672RETL</b>	140	1699	1804	2400	2753	2794	3674
	36 x 84 Fix	<b>UST1 3684REFX</b>	147	1679	1733	2412	2782	2842	3665
	36 x 84 Tilt	<b>UST1 3684RETL</b>	157	1983	2035	2715	3084	3148	3967
<p>TC</p>	<b>TC</b> 36 x 48 Fix	<b>USTC 3648REFX</b>	86	1243	1353	1822	2006	2236	2869
	36 x 48 Tilt	<b>USTC 3648RETL</b>	96	1548	1658	2126	2310	2538	3172
	36 x 60 Fix	<b>USTC 3660REFX</b>	113	1340	1448	1957	2167	2397	3037
	36 x 60 Tilt	<b>USTC 3660RETL</b>	123	1643	1755	2261	2468	2699	3340
	36 x 72 Fix	<b>USTC 3672REFX</b>	130	1394	1495	2100	2450	2490	3370
	36 x 72 Tilt	<b>USTC 3672RETL</b>	140	1699	1804	2400	2753	2794	3674
	36 x 84 Fix	<b>USTC 3684REFX</b>	147	1679	1733	2412	2782	2842	3665
	36 x 84 Tilt	<b>USTC 3684RETL</b>	157	1983	2035	2715	3084	3148	3967
36 x 96 Fix	<b>USTC 3696REFX</b>	151	1848	2025	2714	3170	3226	3909	
36 x 96 Tilt	<b>USTC 3696RETL</b>	161	2153	2327	3018	3476	3530	4213	
36 x 120 Fix	<b>USTC 36120REFX</b>	188	2671	2845	3890	4585	4643	5148	



To Order, Specify...

- 1 Model Number
- 2 Top Material
- 3 Edge Style and Thickness
- 4 Edge Color
- 5 Base Color
- 6 Additional Options








VERSTEEL

Veneer Wood	
Square 	
<b>VWS2</b> 1 1/4"	<b>VWS3</b> 1 3/4"
Fluted 	
<b>VWF2</b> 1 1/4"	<b>VWF3</b> 1 3/4"
1 1/4"	1 3/4"
3124	3253
3426	3557
3307	3437
3612	3740
3680	3815
3982	4119
4004	4167
4310	4471
4277	4457
4582	4759
5623	5801
3124	3253
3426	3557
3307	3437
3612	3740
3680	3815
3982	4119
4004	4167
4310	4471
4277	4457
4582	4759
5623	5801

**Base Options**

Alternate Table Height 32" & Under	<b>BAH</b>	\$ 89
Alternate Table Height 32" & Over	<b>BSP</b>	call
Stretcher Rail (Fix/Tilt) Finish Same as Base		
Tables 36" H & Over Require a Stretcher Rail	<b>BSR</b>	\$ 217
Casters  - Dual Wheel Black Hard Wheel	<b>CAS27</b>	\$ 153
Casters  - Dual Wheel Two-Tone		
Soft Wheel	<b>CAS28</b>	\$ 153
Mix - Dual Wheel Casters & Glides	<b>BMD</b>	\$ 145
Self-Leveling Glides 	<b>GLD04</b>	\$ 43
Slim-Tilt (T1 base only)	<b>BST</b>	\$ 134

**Finish Options**

Chrome		\$ 583
Nickel		\$ 637
Powder Coat - Standard		n/c
Powder Coat - Premium		\$ 147
Platinum		\$ 438

**Top Options**

Table Link (all four sides)	<b>TLK</b>	\$ 225
Table Link (36" ends only)	<b>TLE</b>	\$ 120
Lightweight Laminate Core (to 96" length)	<b>TLL</b>	\$ 214
Special Laminate	<b>TSP</b>	call
Custom Cutout (per cutout)	<b>TCC</b>	\$ 107
Laptop Locker (each)	<b>TLA</b>	\$ 1235
(available on fixed tables only, see page 34 in All Tables Price List for additional information)		
Electronic Lock (per locker)	<b>TLEL</b>	\$ 322
Power Unit (up to 10 lockers sequenced, includes 1 key) - required for electronic lock	<b>TLPU</b>	\$ 509

**Power & Data Options**

Please reference the Power & Data section (page 38) or the Power & Data Price List

**Wire Management Options**

Basket, Modesty Mount	<b>WBM</b>	\$ 86
Basket, Under Top Mount	<b>WBT</b>	\$ 86
Wire Metal Legway (each)	<b>WUL</b>	\$ 57
1 Oval Brush Grommet - Location A	<b>WOA</b>	\$ 86
2 Oval Brush Grommets - Location E	<b>WOE</b>	\$ 172
1 Oval Brush Grommet - Provide Location Print	<b>WOG</b>	\$ 86
1 Round Grommet - Location A	<b>WRA</b>	\$ 68
2 Round Grommets - Location E	<b>WRE</b>	\$ 136
1 Round Grommet - Provide Location Print	<b>WRG</b>	\$ 68

**Accessories**

Keyboard Platform w/Mouse Surface	<b>AKP27M</b>	\$ 682
CPU Holder (3" - 9" adjustment)	<b>ACPU3-9F</b>	\$ 212
CPU Holder (5" - 8" adjustment)	<b>ACPU5-8F</b>	\$ 139
CPU Holder (3" - 5" adjustment)	<b>ACPU3F</b>	\$ 139
Table Floor Mount Bracket Set	<b>AFB</b>	\$ 50



Questions?

1.800.876.2120

Black = Fixed Bases

		top > edge >	Laminate PVC	Laminate Wood	Laminate 2mm Acrylic	Laminate Wood	Veneer Wood
			Flat 	Flat 	Reverse Bevel 	Square 	Flat 
		edge ordering code (radius corner) > or edge ordering code (square corner) > top thickness >	LP2R or LP2S 1 1/4"	LP3R or LP3S 1 3/4"	LW2R or LW2S 1 1/4"	LMRA2R or LMRA2S 1 1/4"	LWS2 1 1/4"   LWS3 1 3/4"   VW2R or VW2S 1 1/4"
			Fluted 	Fluted 		Fluted 	Fluted 
		edge ordering code (radius corner) > or edge ordering code (square corner) > top thickness >	LPF2R or LPF2S 1 1/4"	LPF3R or LPF3S 1 3/4"	LWF2R or LWF2S 1 1/4"	LWF2 1 1/4"   LWF3 1 3/4"	VWF2R or VWF2S 1 1/4"
		top thickness price >	1 1/4"	1 3/4"	1 1/4"	1 1/4"   1 3/4"	1 1/4"
Base Style	Table Description	Model #	Product Wt				
	T2 42 x 72 Fix	UST2 4272REFX	176	2133	2321	2971	3491 3575 4160
	42 x 84 Fix	UST2 4284REFX	195	2273	2494	3368	4057 4178 4517
	42 x 96 Fix	UST2 4296REFX	214	2352	2587	3486	4229 4365 4838
	48 x 96 Fix	UST2 4896REFX	247	2419	2669	3634	4390 4531 5199
	48 x 120 Fix	UST2 48120REFX	310		3584		5969
	48 x 144 Fix	UST2 48144REFX	354		3990		6592
	48 x 192 Fix	UST2 48192REFX	458		6037		10540
	60 x 120 Fix	UST2 60120REFX	387		3584		5969
	60 x 144 Fix	UST2 60144REFX	449		4252		7065
	60 x 192 Fix	UST2 60192REFX	593		6419		10991

To Order, Specify...

- 1 Model Number
- 2 Top Material
- 3 Edge Style and Thickness
- 4 Edge Color
- 5 Base Color
- 6 Additional Options

VERSTEEL



Veneer Wood	
Square	
<b>VWS2</b>	<b>VWS3</b>
1 1/4"	1 3/4"
Fluted	
<b>VWF2</b>	<b>VWF3</b>
1 1/4"	1 3/4"
1 1/4"	1 3/4"
4515	4668
4911	5078
5270	5458
5668	5856
	7484
	8449
	11956
	7484
	8953
	11935

**Base Options**

**Code Price**

Stretcher Rail (Fix/Tilt) Finish Same as Base  
 Tables 36" H & Over Require a Stretcher Rail . . . . . **BSR** \$ 217  
 Casters **1** - Dual Wheel Black Hard Wheel . . . . . **CAS27** \$ 153  
 Casters **2** - Dual Wheel Two-Tone  
     Soft Wheel . . . . . **CAS28** \$ 153  
 Mix - Dual Wheel Casters & Glides . . . . . **BMD** \$ 145  
 Self-Leveling Glides **3** . . . . . **GLD04** \$ 43

**Finish Options**

Chrome . . . . . \$ 583  
 Nickel . . . . . \$ 637  
 Powder Coat - Standard . . . . . n/c  
 Powder Coat - Premium . . . . . \$ 147  
 Platinum . . . . . \$ 438

**Top Options**

Table Link (all four sides) . . . . . **TLK** \$ 225  
 Table Link (42", 48", or 60" ends only) . . . . . **TLE** \$ 120  
 Lightweight Laminate Core (to 96" length) . . . . . **TLL** \$ 214  
 Special Laminate . . . . . **TSP** call  
 Custom Cutout (per cutout) . . . . . **TCC** \$ 107

**Power & Data Options**

Please reference the Power & Data section (page 38) or the Power & Data Price List

**Wire Management Options**

Basket, Modesty Mount . . . . . **WBM** \$ 86  
 Basket, Under Top Mount . . . . . **WBT** \$ 86  
 Wire Metal Legway (each) . . . . . **WUL** \$ 57  
 1 Oval Brush Grommet - Location A . . . . . **WOA** \$ 86  
 2 Oval Brush Grommets - Location E . . . . . **WOE** \$ 172  
 1 Oval Brush Grommet - Provide Location Print . . . . . **WOG** \$ 86  
 1 Round Grommet - Location A . . . . . **WRA** \$ 68  
 2 Round Grommets - Location E . . . . . **WRE** \$ 136  
 1 Round Grommet - Provide Location Print . . . . . **WRG** \$ 68  
 Power Hatch (black) - Available in 6" increments . . . . . **WPH**  
     24" or less (each) . . . . . \$ 229  
     25" to 48" (each) . . . . . \$ 299  
     49" to 81" (each) . . . . . \$ 363

**Accessories**

Keyboard Platform w/Mouse Surface . . . . . **AKP27M** \$ 682  
 CPU Holder (3"- 9" adjustment) . . . . . **ACPU3-9F** \$ 212  
 CPU Holder (5"- 8" adjustment) . . . . . **ACPU5-8F** \$ 139  
 CPU Holder (3"- 5" adjustment) . . . . . **ACPU3F** \$ 139  
 Table Floor Mount Bracket Set . . . . . **AFB** \$ 50



Questions?  
1.800.876.2120

Black = Fixed Bases  
Blue = Tilt Bases

top > edge >	Laminate PVC	Laminate Wood	Laminate 2mm Acrylic	Laminate Wood	Veneer Wood
	Flat 	Flat 	Reverse Bevel 	Square 	Flat 
edge ordering code >	LP2R LP3R	LW2R	LMRA2R	LWS2 LWS3	VW2R
top thickness >	1 1/4" 1 3/4"	1 1/4"	1 1/4"	1 1/4" 1 3/4"	1 1/4"
	Fluted 	Fluted 		Fluted 	Fluted 
edge ordering code >	LPF2R LPF3R	LWF2R		LWF2 LWF3	VWF2R
top thickness >	1 1/4" 1 3/4"	1 1/4"		1 1/4" 1 3/4"	1 1/4"
top thickness price >	1 1/4" 1 3/4"		1 1/4"	1 1/4" 1 3/4"	1 1/4"

Base Style	Table Description	Model #	Product Wt	1 1/4"		1 3/4"		1 1/4"	
<b>Racetrack</b>									
	<b>T1</b> 36 x 72 Fix	<b>UST1 3672RAFX</b>	120	1744	1919	2606	3121	3236	5064
	36 x 72 Tilt	<b>UST1 3672RATL</b>	130	2049	2221	2908	3422	3542	5366
	<b>T2</b> 42 x 84 Fix	<b>UST2 4284RAFX</b>	182	2415	2660	3689	4478	4596	6132
	42 x 96 Fix	<b>UST2 4296RAFX</b>	201	2623	2916	3895	4659	4789	6661
	48 x 96 Fix	<b>UST2 4896RAFX</b>	217	2665	2973	4018	4851	4976	6819
	48 x 120 Fix	<b>UST2 48120RAFX</b>	264		3852			6040	
	48 x 144 Fix	<b>UST2 48144RAFX</b>	335		4710			7249	
<b>Oval</b>									
	<b>T1</b> 36 x 72 Fix	<b>UST1 3672OVFX</b>	118	1860	2053	2806	3373	3505	5510
	36 x 72 Tilt	<b>UST1 3672OVTL</b>	128	2165	2355	3110	3676	3807	5811
	<b>T2</b> 42 x 84 Fix	<b>UST2 4284OVFX</b>	174		2830			4960	
	48 x 96 Fix	<b>UST2 4896OVFX</b>	210		3171			5381	
	48 x 120 Fix	<b>UST2 48120OVFX</b>	252		4140			6546	

To Order, Specify...

- 1 Model Number
- 2 Top Material
- 3 Edge Style and Thickness
- 4 Edge Color
- 5 Base Color
- 6 Additional Options



VERSTEEL

Veneer Wood	
Square	
<b>VWS2</b>	<b>VWS3</b>
1 1/4"	1 3/4"
Fluted	
<b>VWF2</b>	<b>VWF3</b>
1 1/4"	1 3/4"
1 1/4"	1 3/4"
5559	5733
5865	6040
6705	6943
7291	7567
7471	7726
	8567
	11096

6058	6248
6361	6553
	7542
	8399
	9327

Base Options	Code	Price
Casters  - Dual Wheel Black Hard Wheel . . .	CAS27	\$ 153
Casters  - Dual Wheel Two-Tone Soft Wheel . . . . .	CAS28	\$ 153
Mix - Dual Wheel Casters & Glides . . . . .	BMD	\$ 145
Self-Leveling Glides  . . . . .	GLD04	\$ 43

Finish Options	Price
Chrome . . . . .	\$ 583
Nickel . . . . .	\$ 637
Powder Coat - Standard . . . . .	n/c
Powder Coat - Premium . . . . .	\$ 147
Platinum . . . . .	\$ 438

Top Options	Code	Price
2-Piece Top (120" length only) . . . . .	T2P	\$ 564
Lightweight Laminate Core (to 96" length) . . . . .	TLL	\$ 214
Special Laminate . . . . .	TSP	call
Custom Cutout (per cutout) . . . . .	TCC	\$ 107

**Power & Data Options**  
Please reference the Power & Data section (page 38) or the Power & Data Price List

Wire Management Options	Code	Price
Basket, Modesty Mount . . . . .	WBM	\$ 86
Basket, Under Top Mount . . . . .	WBT	\$ 86
Wire Metal Legway (each) . . . . .	WUL	\$ 57
1 Oval Brush Grommet - Location A . . . . .	WOA	\$ 86
2 Oval Brush Grommets - Location E . . . . .	WOE	\$ 172
1 Oval Brush Grommet - Provide Location Print . . . . .	WOG	\$ 86
1 Round Grommet - Location A . . . . .	WRA	\$ 68
2 Round Grommets - Location E . . . . .	WRE	\$ 136
1 Round Grommet - Provide Location Print . . . . .	WRG	\$ 68
Power Hatch (black) - Available in 6" increments. . . . .	WPH	
24" or less (each)		\$ 229
25" to 48" (each)		\$ 299
49" to 81" (each)		\$ 363

Accessories	Code	Price
Keyboard Platform w/Mouse Surface . . . . .	AKP27M	\$ 682
CPU Holder (3" - 9" adjustment) . . . . .	ACPU3-9F	\$ 212
CPU Holder (5" - 8" adjustment) . . . . .	ACPU5-8F	\$ 139
CPU Holder (3" - 5" adjustment) . . . . .	ACPU3F	\$ 139
Table Floor Mount Bracket Set . . . . .	AFB	\$ 50



Questions?

1.800.876.2120

Black = Fixed Bases

	top > edge >	Laminate PVC	Laminate Wood	Laminate 2mm Acrylic	Laminate Wood	Veneer Wood
		Flat 	Flat 	Reverse Bevel 	Square 	Flat 
	edge ordering code (radius corner) > or edge ordering code (square corner) > top thickness >	LP2R or LP2S 1 1/4"	LP3R or LP3S 1 3/4"	LW2R or LW2S 1 1/4"	LMRA2R or LMRA2S 1 1/4"	LWS2 1 1/4"   LWS3 1 3/4"   VW2R or VW2S 1 1/4"
		Fluted 	Fluted 		Fluted 	Fluted 
	edge ordering code (radius corner) > or edge ordering code (square corner) > top thickness >	LPF2R or LPF2S 1 1/4"	LPF3R or LPF3S 1 3/4"	LWF2R or LWF2S 1 1/4"		LWF2 1 1/4"   LWF3 1 3/4"   VWF2R or VWF2S 1 1/4"
	top thickness price >	1 1/4"	1 3/4"	1 1/4"	1 1/4"   1 3/4"	1 1/4"

Base Style	Table Description	Model #	Product Wt	Laminate PVC		Laminate Wood	Laminate 2mm Acrylic	Laminate Wood		Veneer Wood
<p>T2</p>	30 x 42 x 96 Fix	<b>UST2 3096BTFX</b>	214	2718	3080	4199	5090	5238	7288	
	36 x 48 x 96 Fix	<b>UST2 3696BTFX</b>	236	2744	3106	4322	5302	5233	7460	
	36 x 48 x 120 Fix	<b>UST2 36120BTFX</b>	310		4435			7090		
	36 x 48 x 144 Fix	<b>UST2 36144BTFX</b>	354		5115			7926		




To Order, Specify...

- 1 Model Number
- 2 Top Material
- 3 Edge Style and Thickness
- 4 Edge Color
- 5 Base Color
- 6 Additional Options



VERSTEEL

Veneer Wood	
Square 	
<b>VWS2</b> 1 1/4"	<b>VWS3</b> 1 3/4"
Fluted 	
<b>VWF2</b> 1 1/4"	<b>VWF3</b> 1 3/4"
1 1/4"	1 3/4"
7991	8291
8182	8467
9871	
12029	

Base Options	Code	Price
Casters  - Dual Wheel Black Hard Wheel . . .	CAS27	\$ 153
Casters  - Dual Wheel Two-Tone Soft Wheel . . . . .	CAS28	\$ 153
Mix - Dual Wheel Casters & Glides . . . . .	BMD	\$ 145
Self-Leveling Glides  . . . . .	GLD04	\$ 43

Finish Options	Price
Chrome . . . . .	\$ 583
Nickel . . . . .	\$ 637
Powder Coat - Standard . . . . .	n/c
Powder Coat - Premium . . . . .	\$ 147
Platinum . . . . .	\$ 438

Top Options	Code	Price
2-Piece Top (120" length only) . . . . .	T2P	\$ 564
Lightweight Laminate Core (to 96" length) . . . . .	TLL	\$ 214
Special Laminate . . . . .	TSP	call
Custom Cutout (per cutout) . . . . .	TCC	\$ 107

**Power & Data Options**  
Please reference the Power & Data section (page 38) or the Power & Data Price List

Wire Management Options	Code	Price
Basket, Modesty Mount . . . . .	WBM	\$ 86
Basket, Under Top Mount . . . . .	WBT	\$ 86
Wire Metal Legway (each) . . . . .	WUL	\$ 57
1 Oval Brush Grommet - Provide Location Print . . . . .	WOG	\$ 86
1 Round Grommet - Provide Location Print . . . . .	WRG	\$ 68
Power Hatch (black) - Available in 6" increments. . . . .	WPH	
24" or less (each)		\$ 229
25" to 48" (each)		\$ 299
49" to 81" (each)		\$ 363

Accessories	Code	Price
Keyboard Platform w/Mouse Surface . . . . .	AKP27M	\$ 682
CPU Holder (3" - 9" adjustment) . . . . .	ACPU3-9F	\$ 212
CPU Holder (5" - 8" adjustment) . . . . .	ACPU5-8F	\$ 139
CPU Holder (3" - 5" adjustment) . . . . .	ACPU3F	\$ 139
Table Floor Mount Bracket Set . . . . .	AFB	\$ 50



Questions?

1.800.876.2120

Black = Fixed Bases

top >	Laminate PVC	Laminate Wood	Laminate 2mm Acrylic	Laminate Wood	Veneer Wood		
edge >	Flat 	Flat 	Reverse Bevel 	Square 	Flat 		
edge ordering code (radius corner) > or edge ordering code (square corner) >	LP2R or LP2S	LP3R or LP3S	LW2R or LW2S	LMRA2R or LMRA2S	LWS2 LWS3	VW2R or VW2S	
top thickness >	1 1/4"	1 3/4"	1 1/4"	1 1/4"	1 3/4"	1 1/4"	
	Fluted 	Fluted 		Fluted 	Fluted 		
edge ordering code (radius corner) > or edge ordering code (square corner) >	LPF2R or LPF2S	LPF3R or LPF3S	LWF2R or LWF2S	LWF2 LWF3	VWF2R or VWF2S		
top thickness >	1 1/4"	1 3/4"	1 1/4"	1 1/4"	1 3/4"	1 1/4"	
top thickness price >	1 1/4"	1 3/4"	1 1/4"		1 1/4"	1 3/4"	1 1/4"

Base Style	Table Description	Model #	Product Wt	1 1/4"		1 1/4"		1 3/4"		
 T1	<b>T1</b> 36 x 48 Split Rect Fix	<b>UST1 3648RSFX</b>	137	2967	3177	3646		4000	4068	5194
	36 x 60 Split Rect Fix	<b>UST1 3660RSFX</b>	147	3118	3232	3953		4391	4459	5590
	36 x 72 Split Rect Fix	<b>UST1 3672RSFX</b>	158	3268	3414	4258		4799	4888	6050
 TC	<b>TC</b> 36 x 48 Split Rect Fix	<b>USTC 3648RSFX</b>	137	2967	3177	3646		4000	4068	5194
	36 x 60 Split Rect Fix	<b>USTC 3660RSFX</b>	147	3118	3232	3953		4391	4459	5590
	36 x 72 Split Rect Fix	<b>USTC 3672RSFX</b>	158	3268	3414	4258		4799	4888	6050
 L1	<b>L1</b> 36 x 48 Split Rect Fix	<b>USL1 3648RSFX</b>	137	2967	3177	3646		4000	4068	5194
	36 x 60 Split Rect Fix	<b>USL1 3660RSFX</b>	147	3118	3232	3953		4391	4459	5590
	36 x 72 Split Rect Fix	<b>USL1 3672RSFX</b>	158	3268	3414	4258		4799	4888	6050



To Order, Specify...




- 1 Model Number
- 2 Top Material
- 3 Edge Style and Thickness
- 4 Edge Color
- 5 Base Color
- 6 Additional Options





VERSTEEL

Veneer Wood	
Square 	
<b>VWS2</b> 1 1/4"	<b>VWS3</b> 1 3/4"
Fluted 	
<b>VWF2</b> 1 1/4"	<b>VWF3</b> 1 3/4"
1 1/4"	1 3/4"
5557	
5994	
6504	
5557	
5994	
6504	
5557	
5994	
6504	

Base Options	Code	Price
Casters  - Dual Wheel Black Hard Wheel . . .	CAS27	\$ 153
Casters  - Dual Wheel Two-Tone Soft Wheel . . . . .	CAS28	\$ 153
Mix - Dual Wheel Casters & Glides . . . . .	BMD	\$ 145
Self-Leveling Glides  . . . . .	GLD04	\$ 43

Finish Options	Price
Chrome . . . . .	\$ 583
Nickel . . . . .	\$ 637
Powder Coat - Standard . . . . .	n/c
Powder Coat - Premium . . . . .	\$ 147
Platinum . . . . .	\$ 438

Top Options	Code	Price
Table Link . . . . .	TLK	\$ 225
Lightweight Laminate Core (to 96" length) . . . . .	TLL	\$ 214
Special Laminate . . . . .	TSP	call
Custom Cutout (per cutout) . . . . .	TCC	\$ 107

**Power & Data Options**  
Please reference the Power & Data section (page 38) or the Power & Data Price List

Wire Management Options	Code	Price
Basket, Modesty Mount . . . . .	WBM	\$ 86
Basket, Under Top Mount . . . . .	WBT	\$ 86
Wire Metal Legway (each) . . . . .	WUL	\$ 57
1 Oval Brush Grommet - Location A . . . . .	WOA	\$ 86
2 Oval Brush Grommets - Location E . . . . .	WOE	\$ 172
1 Oval Brush Grommet - Provide Location Print . . . . .	WOG	\$ 86
1 Round Grommet - Location A . . . . .	WRA	\$ 68
2 Round Grommets - Location E . . . . .	WRE	\$ 136
1 Round Grommet - Provide Location Print . . . . .	WRG	\$ 68

Accessories	Code	Price
Keyboard Platform w/Mouse Surface . . . . .	AKP27M	\$ 682
CPU Holder (3" - 9" adjustment) . . . . .	ACPU3-9F	\$ 212
CPU Holder (5" - 8" adjustment) . . . . .	ACPU5-8F	\$ 139
CPU Holder (3" - 5" adjustment) . . . . .	ACPU3F	\$ 139
Table Floor Mount Bracket Set . . . . .	AFB	\$ 50

Trapezoid



VERSTEEL

Questions?  
1.800.876.2120

Black = Fixed Bases  
Blue = Tilt Bases

top > edge >	Laminate PVC	Laminate Wood	Laminate 2mm Acrylic	Laminate Wood	Veneer Wood
	Flat 	Flat 	Reverse Bevel 	Square 	Flat 
edge ordering code (radius corner) > or edge ordering code (square corner) > top thickness >	LP2R or LP2S 1 1/4"	LP3R or LP3S 1 3/4"	LW2R or LW2S 1 1/4"	LMRA2R or LMRA2S 1 1/4"	LWS2 1 1/4"   LWS3 1 3/4"   VW2R or VW2S 1 1/4"
	Fluted 	Fluted 		Fluted 	Fluted 
edge ordering code (radius corner) > or edge ordering code (square corner) > top thickness >	LPF2R or LPF2S 1 1/4"	LPF3R or LPF3S 1 3/4"	LWF2R or LWF2S 1 1/4"	LWF2 1 1/4"   LWF3 1 3/4"	VWF2R or VWF2S 1 1/4"
top thickness price >	1 1/4"	1 3/4"	1 1/4"		1 1/4"   1 3/4"   1 1/4"



Base Style	Table Description	Model #	Product Wt	1 1/4"		1 3/4"		1 1/4"
	<b>T1</b> 24 x 24 x 24 x 48 Fix	<b>UST1 2448TZFX</b>	63	1163	1257	1608		1916   1959   2820
	24 x 24 x 24 x 48 Tilt	<b>UST1 2448TZTL</b>	73	1465	1563	1911		2219   2261   3124
	24 x 48 x 24 x 72 Fix	<b>UST1 2472TZFX</b>	66	1392	1504	1962		2352   2393   3233
	24 x 48 x 24 x 72 Tilt	<b>UST1 2472TZTL</b>	76	1696	1809	2264		2654   2696   3538
	30 x 30 x 30 x 60 Fix	<b>UST1 3060TZFX</b>	84	1332	1500	1931		2341   2411   3125
	30 x 30 x 30 x 60 Tilt	<b>UST1 3060TZTL</b>	94	1633	1805	2235		2644   2714   3429
	36 x 36 x 36 x 72 Fix	<b>UST1 3672TZFX</b>	119	1554	1762	2297		2804   2881   3538
	36 x 36 x 36 x 72 Tilt	<b>UST1 3672TZTL</b>	129	1859	2064	2601		3107   3185   3844
	<b>TC</b> 24 x 24 x 24 x 48 Fix	<b>USTC 2448TZFX</b>	63	1163	1257	1608		1916   1959   2820
	24 x 24 x 24 x 48 Tilt	<b>USTC 2448TZTL</b>	73	1465	1563	1911		2219   2261   3124
	24 x 48 x 24 x 72 Fix	<b>USTC 2472TZFX</b>	66	1392	1504	1962		2352   2393   3233
	24 x 48 x 24 x 72 Tilt	<b>USTC 2472TZTL</b>	76	1696	1809	2264		2654   2696   3538
	30 x 30 x 30 x 60 Fix	<b>USTC 3060TZFX</b>	84	1332	1500	1931		2341   2411   3125
	30 x 30 x 30 x 60 Tilt	<b>USTC 3060TZTL</b>	94	1633	1805	2235		2644   2714   3429
	36 x 36 x 36 x 72 Fix	<b>USTC 3672TZFX</b>	119	1554	1762	2297		2804   2881   3538
	36 x 36 x 36 x 72 Tilt	<b>USTC 3672TZTL</b>	129	1859	2064	2601		3107   3185   3844
<b>L1</b>	24 x 24 x 24 x 48 Fix	<b>USL1 2448TZFX</b>	63	1163	1257	1608		1916   1959   2820
	24 x 48 x 24 x 72 Fix	<b>USL1 2472TZFX</b>	66	1392	1504	1962		2352   2393   3233
	30 x 30 x 30 x 60 Fix	<b>USL1 3060TZFX</b>	84	1332	1500	1931		2341   2411   3125
	36 x 36 x 36 x 72 Fix	<b>USL1 3672TZFX</b>	119	1554	1762	2297		2804   2881   3538

To Order, Specify...

- 1 Model Number
- 2 Top Material
- 3 Edge Style and Thickness
- 4 Edge Color
- 5 Base Color
- 6 Additional Options



VERSTEEL

Veneer Wood	
Square 	
<b>VWS2</b> 1 1/4"	<b>VWS3</b> 1 3/4"
Fluted 	
<b>VWF2</b> 1 1/4"	<b>VWF3</b> 1 3/4"
3072	3155
3373	3458
3532	3676
3834	3981
3411	3509
3713	3812
3866	3990
4170	4294
3072	3155
3373	3458
3532	3676
3834	3981
3411	3509
3713	3812
3866	3990
4170	4294
3072	3155
3532	3676
3411	3509
3866	3990

**Base Options**

	<b>Code</b>	<b>Price</b>
Alternate Table Height 32" & Under	BAH	\$ 89
Alternate Table Height 32" & Over	BSP	call
Casters ① - Dual Wheel Black Hard Wheel	CAS27	\$ 153
Casters ② - Dual Wheel Two-Tone Soft Wheel	CAS28	\$ 153
Mix - Dual Wheel Casters & Glides	BMD	\$ 145
Self-Leveling Glides ③	GLD04	\$ 43

**Finish Options**

Chrome	\$ 583
Nickel	\$ 637
Powder Coat - Standard	n/c
Powder Coat - Premium	\$ 147
Platinum	\$ 438

**Top Options**

Table Link	TLK	\$ 225
Lightweight Laminate Core (to 96" length)	TLL	\$ 214
Special Laminate	TSP	call
Custom Cutout (per cutout)	TCC	\$ 107

**Power & Data Options**

Please reference the Power & Data section (page 38) or the Power & Data Price List

**Wire Management Options**

Basket, Modesty Mount	WBM	\$ 86
Basket, Under Top Mount	WBT	\$ 86
Wire Metal Legway (each)	WUL	\$ 57
1 Oval Brush Grommet - Location A	WOA	\$ 86
2 Oval Brush Grommets - Location E	WOE	\$ 172
1 Oval Brush Grommet - Provide Location Print	WOG	\$ 86
1 Round Grommet - Location A	WRA	\$ 68
2 Round Grommets - Location E	WRE	\$ 136
1 Round Grommet - Provide Location Print	WRG	\$ 68

**Accessories**

Keyboard Platform w/Mouse Surface	AKP27M	\$ 682
CPU Holder (3"- 9" adjustment)	ACPU3-9F	\$ 212
CPU Holder (5"- 8" adjustment)	ACPU5-8F	\$ 139
CPU Holder (3"- 5" adjustment)	ACPU3F	\$ 139
Table Floor Mount Bracket Set	AFB	\$ 50



**Questions?**  
1.800.876.2120

Black = Fixed Bases  
Blue = Tilt Bases

	top > edge >	Laminate PVC	Laminate Wood	Laminate 2mm Acrylic	Laminate Wood	Veneer Wood	
		Flat 	Flat 	Reverse Bevel 	Square 	Flat 	
	edge ordering code (radius corner) > or edge ordering code (square corner) > top thickness >	<b>LP2R</b> or <b>LP2S</b> 1 1/4"	<b>LP3R</b> or <b>LP3S</b> 1 3/4"	<b>LW2R</b> or <b>LW2S</b> 1 1/4"	<b>LMRA2R</b> or <b>LMRA2S</b> 1 1/4"	<b>LWS2</b> 1 1/4" <b>LWS3</b> 1 3/4"	<b>VW2R</b> or <b>VW2S</b> 1 1/4"
		Fluted 	Fluted 		Fluted 	Fluted 	
	edge ordering code (radius corner) > or edge ordering code (square corner) > top thickness >	<b>LPF2R</b> or <b>LPF2S</b> 1 1/4"	<b>LPF3R</b> or <b>LPF3S</b> 1 3/4"	<b>LWF2R</b> or <b>LWF2S</b> 1 1/4"		<b>LWF2</b> 1 1/4" <b>LWF3</b> 1 3/4"	<b>VWF2R</b> or <b>VWF2S</b> 1 1/4"
	top thickness price >	1 1/4"	1 3/4"	1 1/4"		1 1/4"   1 3/4"	1 1/4"

Base Style	Table Description	Model #	Product Wt	1 1/4"		1 3/4"		1 1/4"	
	<b>T1</b> 24 x 48 x 75 Fix	<b>UST1 2475CTFX</b>	101	1446	1683	2134	2600	2699	3218
	24 x 48 x 75 Tilt	<b>UST1 2475CTTL</b>	111	1750	1985	2436	2906	3006	3520
	24 x 60 x 94 Fix	<b>UST1 2494CTFX</b>	126	2074	2379	3074	3750	3859	4553
	24 x 60 x 94 Tilt	<b>UST1 2494CTTL</b>	136	2375	2680	3375	4055	4166	4856
	30 x 60 x 94 Fix	<b>UST1 3094CTFX</b>	138	2115	2436	3111	3785	3902	3924
	30 x 60 x 94 Tilt	<b>UST1 3094CTTL</b>	148	2422	2739	3415	4091	4204	4227
	36 x 72 x 113 Fix	<b>UST1 36113CTFX</b>	175	2439	2859	4044	5122	5273	5264
	36 x 72 x 113 Tilt	<b>UST1 36113CTTL</b>	185	2847	3268	4450	5531	5682	5661
	<b>TC</b> 24 x 48 x 75 Fix	<b>USTC 2475CTFX</b>	101	1446	1683	2134	2600	2699	3218
	24 x 48 x 75 Tilt	<b>USTC 2475CTTL</b>	111	1750	1985	2436	2906	3006	3520
	24 x 60 x 94 Fix	<b>USTC 2494CTFX</b>	126	2074	2379	3074	3750	3859	4553
	24 x 60 x 94 Tilt	<b>USTC 2494CTTL</b>	136	2375	2680	3375	4055	4166	4856
	30 x 60 x 94 Fix	<b>USTC 3094CTFX</b>	138	2115	2436	3111	3785	3902	3924
	30 x 60 x 94 Tilt	<b>USTC 3094CTTL</b>	148	2422	2739	3415	4091	4204	4227
	36 x 72 x 113 Fix	<b>USTC 36113CTFX</b>	175	2439	2859	4044	5122	5273	5264
	36 x 72 x 113 Tilt	<b>USTC 36113CTTL</b>	185	2847	3268	4450	5531	5682	5661
	<b>L1</b> 24 x 48 x 75 Fix	<b>USL1 2475CTFX</b>	101	1446	1683	2134	2600	2699	3218

**To Order, Specify...**

- 1 Model Number
- 2 Top Material
- 3 Edge Style and Thickness
- 4 Edge Color
- 5 Base Color
- 6 Additional Options



VERSTEEL

Veneer Wood	
Square	
<b>VWS2</b>	<b>VWS3</b>
1 ¼"	1 ¾"
Fluted	
<b>VWF2</b>	<b>VWF3</b>
1 ¼"	1 ¾"
1 ¼"	1 ¾"
3510	3695
3814	4000
4995	5133
5297	5133
4296	4462
4599	4462
5783	6112
6191	6214
3510	3695
3814	4000
4995	5133
5297	5133
4296	4462
4599	4462
5783	6112
6191	6214
3510	3695

**Base Options**

	<b>Code</b>	<b>Price</b>
Alternate Table Height 32" & Under	BAH	\$ 89
Alternate Table Height 32" & Over	BSP	call
Casters ① - Dual Wheel Black Hard Wheel	CAS27	\$ 153
Casters ② - Dual Wheel Two-Tone		
Soft Wheel	CAS28	\$ 153
Mix - Dual Wheel Casters & Glides	BMD	\$ 145
Self-Leveling Glides ③	GLD04	\$ 43

**Finish Options**

Chrome	\$ 583
Nickel	\$ 637
Powder Coat - Standard	n/c
Powder Coat - Premium	\$ 147
Platinum	\$ 438

**Top Options**

Table Link	TLK	\$ 225
Lightweight Laminate Core (to 96" length)	TLL	\$ 214
Special Laminate	TSP	call
Custom Cutout (per cutout)	TCC	\$ 107

**Power & Data Options**

Please reference the Power & Data section (page 38) or the Power & Data Price List

**Wire Management Options**

Basket, Modesty Mount	WBM	\$ 86
Basket, Under Top Mount	WBT	\$ 86
Wire Metal Legway (each)	WUL	\$ 57
1 Oval Brush Grommet - Provide Location Print	WOG	\$ 86
1 Round Grommet - Provide Location Print	WRG	\$ 68

**Accessories**

Keyboard Platform w/Mouse Surface	AKP27M	\$ 682
CPU Holder (3" - 9" adjustment)	ACPU3-9F	\$ 212
CPU Holder (5" - 8" adjustment)	ACPU5-8F	\$ 139
CPU Holder (3" - 5" adjustment)	ACPU3F	\$ 139
Table Floor Mount Bracket Set	AFB	\$ 50



**Questions?**  
1.800.876.2120

Black = Fixed Bases  
Blue = Tilt Bases

top > edge >	Laminate PVC	Laminate Wood	Laminate 2mm Acrylic	Laminate Wood	Veneer Wood
	Flat 	Flat 	Reverse Bevel 	Square 	Flat 
edge ordering code (radius corner) > or edge ordering code (square corner) > top thickness >	<b>LP2R</b> or <b>LP2S</b> 1 1/4"	<b>LP3R</b> or <b>LP3S</b> 1 3/4"	<b>LW2R</b> or <b>LW2S</b> 1 1/4"	<b>LMRA2R</b> or <b>LMRA2S</b> 1 1/4"	<b>LWS2</b> 1 1/4" <b>LWS3</b> 1 3/4" <b>VW2R</b> or <b>VW2S</b> 1 1/4"
	Fluted 	Fluted 		Fluted 	Fluted 
edge ordering code (radius corner) > or edge ordering code (square corner) > top thickness >	<b>LPF2R</b> or <b>LPF2S</b> 1 1/4"	<b>LPF3R</b> or <b>LPF3S</b> 1 3/4"	<b>LWF2R</b> or <b>LWF2S</b> 1 1/4"	<b>LWF2</b> 1 1/4" <b>LWF3</b> 1 3/4"	<b>VWF2R</b> or <b>VWF2S</b> 1 1/4"
top thickness price >	1 1/4"	1 3/4"	1 1/4"	1 1/4"   1 3/4"	1 1/4"



Base Style	Table Description	Model #	Product Wt	1 1/4"	1 3/4"	1 1/4"	1 1/4"	1 3/4"	1 1/4"
	<b>T1</b> 24 x 48 Fix	<b>UST1 2448HFFX</b>	59	1094	1233	1493	1770	1843	2298
	24 x 48 Tilt	<b>UST1 2448HFTL</b>	69	1380	1519	1780	2057	2128	2585
	30 x 60 Fix	<b>UST1 3060HFFX</b>	81	1257	1434	1805	2180	2265	2718
	30 x 60 Tilt	<b>UST1 3060HFTL</b>	91	1542	1720	2090	2467	2553	3004
	36 x 72 Fix	<b>UST1 3672HFFX</b>	108	1466	1701	2161	2634	2731	3234
	36 x 72 Tilt	<b>UST1 3672HFTL</b>	118	1755	1987	2448	2922	3019	3520
	<b>TC</b> 24 x 48 Fix	<b>USTC 2448HFFX</b>	59	1094	1233	1493	1770	1843	2298
	24 x 48 Tilt	<b>USTC 2448HFTL</b>	69	1380	1519	1780	2057	2128	2585
	30 x 60 Fix	<b>USTC 3060HFFX</b>	81	1257	1434	1805	2180	2265	2718
	30 x 60 Tilt	<b>USTC 3060HFTL</b>	91	1542	1720	2090	2467	2553	3004
	36 x 72 Fix	<b>USTC 3672HFFX</b>	108	1466	1701	2161	2634	2731	3234
	36 x 72 Tilt	<b>USTC 3672HFTL</b>	118	1755	1987	2448	2922	3019	3520
	<b>L1</b> 24 x 48 Fix	<b>USL1 2448HFFX</b>	59	1094	1233	1493	1770	1843	2298
	30 x 60 Fix	<b>USL1 3060HFFX</b>	81	1257	1434	1805	2180	2265	2718
	36 x 72 Fix	<b>USL1 3672HFFX</b>	108	1466	1701	2161	2634	2731	3234

**To Order, Specify...**

- 1 Model Number
- 2 Top Material
- 3 Edge Style and Thickness
- 4 Edge Color
- 5 Base Color
- 6 Additional Options



VERSTEEL

Veneer Wood	
Square	
	
<b>VWS2</b>	<b>VWS3</b>
1 1/4"	1 3/4"
Fluted	
	
<b>VWF2</b>	<b>VWF3</b>
1 1/4"	1 3/4"
1 1/4"	1 3/4"
2493	2621
2779	2907
2960	3125
3246	3413
3534	3739
3820	4025
2493	2621
2779	2907
2960	3125
3246	3413
3534	3739
3820	4025
2493	2621
2960	3125
3534	3739

**Base Options**

	<b>Code</b>	<b>Price</b>
Alternate Table Height 32" & Under	BAH	\$ 89
Alternate Table Height 32" & Over	BSP	call
Casters ❶ - Dual Wheel Black Hard Wheel	CAS27	\$ 153
Casters ❷ - Dual Wheel Two-Tone		
Soft Wheel	CAS28	\$ 153
Mix - Dual Wheel Casters & Glides	BMD	\$ 145
Self-Leveling Glides ❸	GLD04	\$ 43

**Finish Options**

Chrome	\$ 583
Nickel	\$ 637
Powder Coat - Standard	n/c
Powder Coat - Premium	\$ 147
Platinum	\$ 438

**Top Options**

Table Link	TLK	\$ 225
Lightweight Laminate Core (to 96" length)	TLL	\$ 214
Special Laminate	TSP	call
Custom Cutout (per cutout)	TCC	\$ 107

**Power & Data Options**

Please reference the Power & Data section (page 38) or the Power & Data Price List

**Wire Management Options**

Basket, Modesty Mount	WBM	\$ 86
Basket, Under Top Mount	WBT	\$ 86
Wire Metal Legway (each)	WUL	\$ 57
1 Oval Brush Grommet - Provide Location Print	WOG	\$ 86
1 Round Grommet - Provide Location Print	WRG	\$ 68

**Accessories**

Keyboard Platform w/Mouse Surface	AKP27M	\$ 682
CPU Holder (3" - 9" adjustment)	ACPU3-9F	\$ 212
CPU Holder (5" - 8" adjustment)	ACPU5-8F	\$ 139
CPU Holder (3" - 5" adjustment)	ACPU3F	\$ 139
Table Floor Mount Bracket Set	AFB	\$ 50



Questions?

1.800.876.2120

Black = Fixed Bases

Blue = Tilt Bases

top > edge >	Laminate PVC	Laminate Wood	Laminate 2mm Acrylic	Laminate Wood	Veneer Wood
	Flat 	Flat 	Reverse Bevel 	Square 	Flat 
edge ordering code (radius corner) > or edge ordering code (square corner) > top thickness >	LP2R or LP2S 1 1/4"	LP3R or LP3S 1 3/4"	LW2R or LW2S 1 1/4"	LMRA2R or LMRA2S 1 1/4"	LWS2 1 1/4"   LWS3 1 3/4"   VW2R or VW2S 1 1/4"
	Fluted 	Fluted 		Fluted 	Fluted 
edge ordering code (radius corner) > or edge ordering code (square corner) > top thickness >	LPF2R or LPF2S 1 1/4"	LPF3R or LPF3S 1 3/4"	LWF2R or LWF2S 1 1/4"	LWF2 1 1/4"   LWF3 1 3/4"	VWF2R or VWF2S 1 1/4"
top thickness price >	1 1/4"	1 3/4"	1 1/4"		1 1/4"

Base Style	Table Description	Model #	Product Wt	1 1/4"		1 1/4"		1 1/4"	
<b>NB</b>	24 No Base (link included)	<b>USNB 24QR</b>	21	639	745	880	1056	1092	1459
<b>T1</b> 	30 Fix (link included)	<b>UST1 30QRFX</b>	49	971	1093	1276	1489	1541	1905
	30 Tilt (link included)	<b>UST1 30QRTL</b>	54	1116	1235	1419	1630	1684	2050
	36 Fix (link included)	<b>UST1 36QRFX</b>	71	1046	1195	1429	1696	1740	2102
	36 Tilt (link included)	<b>UST1 36QRTL</b>	76	1191	1337	1574	1838	1884	2242
<b>TC</b> 	30 Fix (link included)	<b>USTC 30QRFX</b>	49	971	1093	1276	1489	1541	1905
	30 Tilt (link included)	<b>USTC 30QRTL</b>	54	1116	1235	1419	1630	1684	2050
	36 Fix (link included)	<b>USTC 36QRFX</b>	71	1046	1195	1429	1696	1740	2102
	36 Tilt (link included)	<b>USTC 36QRTL</b>	76	1191	1337	1574	1838	1884	2242
<b>L1</b> 	30 Fix (link included)	<b>USL1 30QRFX</b>	49	971	1093	1276	1489	1541	1905
	36 Fix (link included)	<b>USL1 36QRFX</b>	71	1046	1195	1429	1696	1740	2102

To Order, Specify...

- 1 Model Number
- 2 Top Material
- 3 Edge Style and Thickness
- 4 Edge Color
- 5 Base Color
- 6 Additional Options





VERSTEEL

Veneer Wood	
Square	
<b>VWS2</b>	<b>VWS3</b>
1 1/4"	1 3/4"
Fluted	
<b>VWF2</b>	<b>VWF3</b>
1 1/4"	1 3/4"
1 1/4"	1 3/4"
1597	1636
2063	2169
2209	2314
2279	2462
2422	2605
2063	2169
2209	2314
2279	2462
2422	2605
2063	2169
2279	2462

**Base Options**

	<b>Code</b>	<b>Price</b>
Alternate Table Height 32" & Under	BAH	\$ 89
Alternate Table Height 32" & Over	BSP	call
Casters ① - Dual Wheel Black Hard Wheel	CAS27	\$ 153
Casters ② - Dual Wheel Two-Tone		
Soft Wheel	CAS28	\$ 153
Mix - Dual Wheel Casters & Glides	BMD	\$ 145
Self-Leveling Glides ③	GLD04	\$ 43

**Finish Options**

Chrome	\$ 583
Nickel	\$ 637
Powder Coat - Standard	n/c
Powder Coat - Premium	\$ 147
Platinum	\$ 438

**Top Options**

Table Link	TLK	\$ 225
Lightweight Laminate Core (to 96" length)	TLL	\$ 214
Special Laminate	TSP	call
Custom Cutout (per cutout)	TCC	\$ 107

**Power & Data Options**

Please reference the Power & Data section (page 38) or the Power & Data Price List

**Wire Management Options**

Basket, Modesty Mount	WBM	\$ 86
Basket, Under Top Mount	WBT	\$ 86
Wire Metal Legway (each)	WUL	\$ 57
1 Oval Brush Grommet - Provide Location Print	WOG	\$ 86
1 Round Grommet - Provide Location Print	WRG	\$ 68










**Accessories**

Keyboard Platform w/Mouse Surface	AKP27M	\$ 682
CPU Holder (3" - 9" adjustment)	ACPU3-9F	\$ 212
CPU Holder (5" - 8" adjustment)	ACPU5-8F	\$ 139
CPU Holder (3" - 5" adjustment)	ACPU3F	\$ 139
Table Floor Mount Bracket Set	AFB	\$ 50



**Questions?**  
1.800.876.2120

Black = Fixed Bases  
Blue = Tilt Bases

top > edge >	Laminate PVC	Laminate Wood	Laminate 2mm Acrylic	Laminate Wood	Veneer Wood	
	Flat 	Flat 	Reverse Bevel 	Square 	Flat 	
edge ordering code (radius corner) > or edge ordering code (square corner) >	<b>LP2R</b> or <b>LP2S</b>	<b>LP3R</b> or <b>LP3S</b>	<b>LW2R</b> or <b>LW2S</b>	<b>LMRA2R</b> or <b>LMRA2S</b>	<b>LWS2</b>   <b>LWS3</b>	<b>VW2R</b> or <b>VW2S</b>
top thickness >	1 1/4"	1 3/4"	1 1/4"	1 1/4"	1 1/4"   1 3/4"	1 1/4"
	Fluted 	Fluted 		Fluted 	Fluted 	
edge ordering code (radius corner) > or edge ordering code (square corner) >	<b>LPF2R</b> or <b>LPF2S</b>	<b>LPF3R</b> or <b>LPF3S</b>	<b>LWF2R</b> or <b>LWF2S</b>		<b>LWF2</b>   <b>LWF3</b>	<b>VWF2R</b> or <b>VWF2S</b>
top thickness >	1 1/4"	1 3/4"	1 1/4"		1 1/4"   1 3/4"	1 1/4"
top thickness price >	1 1/4"	1 3/4"	1 1/4"		1 1/4"   1 3/4"	1 1/4"

Base Style	Table Description	Model #	Product Wt							
<b>NB</b>	18° 24 No Base (link included)	<b>USNB 18D24WG</b>	15	715	793		1019	1232	1262	2212
	18° 30 No Base (link included)	<b>USNB 18D30WG</b>	28	760	838		1224	1542	1584	2782
	18° 36 No Base (link included)	<b>USNB 18D36WG</b>	36	770	892		1273	1619	1671	3490
	30° 24 No Base (link included)	<b>USNB 30D24WG</b>	17	715	793		1019	1232	1262	2212
	30° 30 No Base (link included)	<b>USNB 30D30WG</b>	30	760	838		1224	1542	1584	2782
	30° 36 No Base (link included)	<b>USNB 30D36WG</b>	38	770	892		1273	1619	1671	3490
	45° 24 No Base (link included)	<b>USNB 45D24WG</b>	19	715	793		1019	1232	1262	2212
	45° 30 No Base (link included)	<b>USNB 45D30WG</b>	32	760	838		1224	1542	1584	2782
	60° 24 No Base (link included)	<b>USNB 60D24WG</b>	20	715	793		1019	1232	1262	2212
	90° 24 No Base (link included)	<b>USNB 90D24WG</b>	22	715	793		1019	1232	1262	2212
<b>T1</b>	45° 36 Fix (link included)	<b>UST1 45D36WGFX</b>	68	1086	1211		1591	1935	1985	3996
	45° 36 Tilt (link included)	<b>UST1 45D36WGTL</b>	73	1239	1364		1741	2084	2138	4147
	60° 30 Fix (link included)	<b>UST1 60D30WGFX</b>	39	1074	1155		1540	1858	1899	3287
	60° 30 Tilt (link included)	<b>UST1 60D30WGTL</b>	44	1226	1307		1690	2008	2050	3438
	60° 36 Fix (link included)	<b>UST1 60D36WGFX</b>	46	1079	1157		1541	1859	1901	3288
	60° 36 Tilt (link included)	<b>UST1 60D36WGTL</b>	51	1230	1308		1694	2009	2053	3440
	90° 30 Fix (link included)	<b>UST1 90D30WGFX</b>	41	1074	1155		1540	1858	1899	3287
	90° 30 Tilt (link included)	<b>UST1 90D30WGTL</b>	46	1226	1307		1690	2008	2050	3438
	90° 36 Fix (link included)	<b>UST1 90D36WGFX</b>	48	1079	1157		1541	1859	1901	3288
	90° 36 Tilt (link included)	<b>UST1 90D36WGTL</b>	53	1230	1308		1694	2009	2053	3440
<b>TC</b>	45° 36 Fix (link included)	<b>USTC 45D36WGFX</b>	68	1086	1211		1591	1935	1985	3996
	45° 36 Tilt (link included)	<b>USTC 45D36WGTL</b>	73	1239	1364		1741	2084	2138	4147
	60° 30 Fix (link included)	<b>USTC 60D30WGFX</b>	39	1074	1155		1540	1858	1899	3287
	60° 30 Tilt (link included)	<b>USTC 60D30WGTL</b>	44	1226	1307		1690	2008	2050	3438
	60° 36 Fix (link included)	<b>USTC 60D36WGFX</b>	46	1079	1157		1541	1859	1901	3288
	60° 36 Tilt (link included)	<b>USTC 60D36WGTL</b>	51	1230	1308		1694	2009	2053	3440
	90° 30 Fix (link included)	<b>USTC 90D30WGFX</b>	41	1074	1155		1540	1858	1899	3287
	90° 30 Tilt (link included)	<b>USTC 90D30WGTL</b>	46	1226	1307		1690	2008	2050	3438
	90° 36 Fix (link included)	<b>USTC 90D36WGFX</b>	48	1079	1157		1541	1859	1901	3288
	90° 36 Tilt (link included)	<b>USTC 90D36WGTL</b>	53	1230	1308		1694	2009	2053	3440





**To Order, Specify...**

- 1 Model Number
- 2 Top Material
- 3 Edge Style and Thickness
- 4 Edge Color
- 5 Base Color
- 6 Additional Options



VERSTEEL

Veneer Wood	
Square 	
<b>VWS2</b> 1 ¼"	<b>VWS3</b> 1 ¾"
Fluted 	
<b>VWF2</b> 1 ¼"	<b>VWF3</b> 1 ¾"
1 ¼"	1 ¾"
2430	2592
3069	3450
3852	4037
2430	2592
3069	3450
3852	4037
2430	2592
3069	3450
2430	2592
2430	2592
4383	4567
4536	4717
3597	3978
3747	4129
3598	3981
3748	4132
3597	3978
3747	4129
3598	3981
3748	4132
4383	4567
4536	4717
3597	3978
3747	4129
3598	3981
3748	4132
3597	3978
3747	4129
3598	3981
3748	4132

**Base Options**

	<b>Code</b>	<b>Price</b>
Alternate Table Height 32" & Under	BAH	\$ 89
Alternate Table Height 32" & Over	BSP	call
Casters ② - Dual Wheel Black Hard Wheel	CAS27	\$ 153
Casters ② - Dual Wheel Two-Tone		
Soft Wheel	CAS28	\$ 153
Self-Leveling Glides ②	GLD04	\$ 43

**Finish Options**

Chrome	\$ 583
Nickel	\$ 637
Powder Coat - Standard	n/c
Powder Coat - Premium	\$ 147
Platinum	\$ 438

**Top Options**

Lightweight Laminate Core (to 96" length)	TLL	\$ 214
Special Laminate	TSP	call
Custom Cutout (per cutout)	TCC	\$ 107

**Accessories**

Table Floor Mount Bracket Set	AFB	\$ 50
-------------------------------	-----	-------



**Questions?**

1.800.876.2120

Black = Fixed Bases

Blue = Tilt Bases

top > edge >	Laminate PVC	Laminate Wood	Laminate 2mm Acrylic
	Flat 	Flat 	Reverse Bevel 
edge ordering code (radius corner) > or edge ordering code (square corner) > top thickness >	<b>LP2R</b> or <b>LP2S</b> 1 1/4"	<b>LP3R</b> or <b>LP3S</b> 1 3/4"	<b>LW2R</b> or <b>LW2S</b> 1 1/4"
	Fluted 	Fluted 	
edge ordering code (radius corner) > or edge ordering code (square corner) > top thickness >	<b>LPF2R</b> or <b>LPF2S</b> 1 1/4"	<b>LPF3R</b> or <b>LPF3S</b> 1 3/4"	<b>LWF2R</b> or <b>LWF2S</b> 1 1/4"
top thickness price >	1 1/4"	1 3/4"	1 1/4"

Base Style	Table Description	Model #	Product Wt	Price		
<p><b>T1</b></p> <p><i>T1</i></p> <p><b>Note:</b> Training tables are often used with lightweight computer accessories. For heavy duty applications, such as large scale computer equipment, multiple monitor mounts, etc., Versteel suggests adding a third leg or stretcher. The price of the 84", 90" and 96" models include a stretcher rail required for additional support. Contact customer service if you have specific application concerns or questions.</p>	18 x 48 Fix w/FixMod	<b>USTT1 1848REFX XM</b>	70	1264	1369	1718
	18 x 48 Fix w/RemMod	<b>USTT1 1848REFX RM</b>	70	1282	1386	1730
	18 x 48 Tilt w/HangMod	<b>USTT1 1848RETL HM</b>	90	1616	1718	2075
	18 x 48 Tilt w/RemMod	<b>USTT1 1848RETL RM</b>	90	1616	1718	2075
	18 x 48 Fix w/SquareFixLightweightFormMod	<b>USTT1 1848REFX XL OR XLS</b>	70	1282	1386	1730
	18 x 48 Fix w/SquareRemLightweightFormMod	<b>USTT1 1848REFX RL OR RLS</b>	70	1282	1386	1730
	18 x 48 Tilt w/SquareRemLightweightFormMod	<b>USTT1 1848RETL RL OR RLS</b>	90	1616	1718	2075
	18 x 48 Fix w/FixFormMod	<b>USTT1 1848REFX XF OR XFS</b>	89	1382	1498	1694
	18 x 60 Fix w/FixMod	<b>USTT1 1860REFX XM</b>	90	1456	1523	2105
	18 x 60 Fix w/RemMod	<b>USTT1 1860REFX RM</b>	90	1495	1563	2146
	18 x 60 Tilt w/HangMod	<b>USTT1 1860RETL HM</b>	101	1803	1867	2450
	18 x 60 Tilt w/RemMod	<b>USTT1 1860RETL RM</b>	101	1803	1867	2450
	18 x 60 Fix w/SquareFixLightweightFormMod	<b>USTT1 1860REFX XL OR XLS</b>	90	1495	1563	2146
	18 x 60 Fix w/SquareRemLightweightFormMod	<b>USTT1 1860REFX RL OR RLS</b>	90	1495	1563	2146
	18 x 60 Tilt w/SquareRemLightweightFormMod	<b>USTT1 1860RETL RL OR RLS</b>	101	1803	1867	2450
	18 x 60 Fix w/FixFormMod	<b>USTT1 1860REFX XF OR XFS</b>	100	1731	1800	2057
	18 x 72 Fix w/FixMod	<b>USTT1 1872REFX XM</b>	113	1577	1670	2566
	18 x 72 Fix w/RemMod	<b>USTT1 1872REFX RM</b>	113	1619	1707	2608
	18 x 72 Tilt w/HangMod	<b>USTT1 1872RETL HM</b>	127	1921	2009	2909
	18 x 72 Tilt w/RemMod	<b>USTT1 1872RETL RM</b>	127	1921	2009	2909
	18 x 72 Fix w/SquareFixLightweightFormMod	<b>USTT1 1872REFX XL OR XLS</b>	113	1619	1707	2608
	18 x 72 Fix w/SquareRemLightweightFormMod	<b>USTT1 1872REFX RL OR RLS</b>	113	1619	1707	2608
	18 x 72 Tilt w/SquareRemLightweightFormMod	<b>USTT1 1872RETL RL OR RLS</b>	127	1921	2009	2909
	18 x 72 Fix w/FixFormMod	<b>USTT1 1872REFX XF OR XFS</b>	123	1785	1875	2176
	18 x 84 Fix w/FixMod	<b>USTT1 1884REFX XM</b>	100	1804	1918	2678
	18 x 84 Fix w/RemMod	<b>USTT1 1884REFX RM</b>	100	1828	1944	2697
	18 x 84 Tilt w/HangMod	<b>USTT1 1884RETL HM</b>	111	2153	2261	3049
	18 x 84 Tilt w/RemMod	<b>USTT1 1884RETL RM</b>	111	2153	2261	3049
18 x 90 Fix w/FixMod	<b>USTT1 1890REFX XM</b>	119	2125	2213	3456	
18 x 90 Fix w/RemMod	<b>USTT1 1890REFX RM</b>	119	2158	2251	3491	
18 x 90 Tilt w/HangMod	<b>USTT1 1890RETL HM</b>	129	2463	2552	3792	
18 x 90 Tilt w/RemMod	<b>USTT1 1890RETL RM</b>	129	2463	2552	3792	
18 x 96 Fix w/FixMod	<b>USTT1 1896REFX XM</b>	121	2125	2213	3456	
18 x 96 Fix w/RemMod	<b>USTT1 1896REFX RM</b>	121	2158	2251	3491	
18 x 96 Tilt w/HangMod	<b>USTT1 1896RETL HM</b>	131	2463	2552	3792	
18 x 96 Tilt w/RemMod	<b>USTT1 1896RETL RM</b>	131	2463	2552	3792	

**To Order, Specify...**

- 1 Model Number
- 2 Top Material
- 3 Edge Style and Thickness
- 4 Edge Color
- 5 Base Color
- 6 Additional Options



<b>Base Options</b>	<b>Code</b>	<b>Price</b>
Alternate Table Height 32" & Under	BAH	\$ 89
Alternate Table Height 32" & Over	.BSP	call
Casters ④ - Dual Wheel Black Hard Wheel	CAS27	\$ 153
Casters ④ - Dual Wheel Two-Tone		
Soft Wheel	CAS28	\$ 153
Mix - Dual Wheel Casters & Glides	.BMD	\$ 145
Self-Leveling Glides ④	GLD04	\$ 43
Stretcher Rail (Fix/Tilt) Finish Same as Base	.BTS	\$ 217
Slim-Tilt	.BST	\$ 134

*NOTE: N/A WITH FOLDING MODESTY PANEL*

<b>Finish Options</b>		
Chrome		\$ 583
Nickel		\$ 637
Powder Coat - Standard		n/c
Powder Coat - Premium		\$ 147
Platinum		\$ 438

<b>Top Options</b>		
Table Link (all four sides)	.TLK	\$ 225
Table Link (18" ends only)	.TLE	\$ 120
Lightweight Laminate Core (to 96" length)	.TLL	\$ 214
Special Laminate	.TSP	call
Custom Cutout (per cutout)	.TCC	\$ 107

**Power & Data Options**  
Please reference the Power & Data section (page 38) or the Power & Data Price List

<b>Wire Management Options</b>		
Basket, Modesty Mount	.WBM	\$ 86
Basket, Under Top Mount	.WBT	\$ 86
Wire Metal Legway (each)	.WUL	\$ 57
1 Oval Brush Grommet - Location A	.WOA	\$ 86
2 Oval Brush Grommets - Location E	.WOE	\$ 172
1 Oval Brush Grommet - Provide Location Print	.WOG	\$ 86
1 Round Grommet - Location A	.WRA	\$ 68
2 Round Grommets - Location E	.WRE	\$ 136
1 Round Grommet - Provide Location Print	.WRG	\$ 68

<b>Accessories</b>		
Keyboard Platform w/Mouse Surface	.AKP27M	\$ 682
CPU Holder (3"- 9" adjustment)	ACPU3-9F	\$ 212
CPU Holder (5"- 8" adjustment)	ACPU5-8F	\$ 139
CPU Holder (3"- 5" adjustment)	ACPU3F	\$ 139
Table Floor Mount Bracket Set	.AFB	\$ 50









Questions?

1.800.876.2120

Black = Fixed Bases

Blue = Tilt Bases

top > edge >	Laminate PVC	Laminate Wood	Laminate 2mm Acrylic
	Flat 	Flat 	Reverse Bevel 
edge ordering code (radius corner) > or edge ordering code (square corner) > top thickness >	<b>LP2R</b> or <b>LP2S</b> 1 1/4"	<b>LP3R</b> or <b>LP3S</b> 1 3/4"	<b>LW2R</b> or <b>LW2S</b> 1 1/4"
	Fluted 	Fluted 	
edge ordering code (radius corner) > or edge ordering code (square corner) > top thickness >	<b>LPF2R</b> or <b>LPF2S</b> 1 1/4"	<b>LPF3R</b> or <b>LPF3S</b> 1 3/4"	<b>LWF2R</b> or <b>LWF2S</b> 1 1/4"
top thickness price >	1 1/4"	1 3/4"	1 1/4"

Base Style	Table Description	Model #	Product Wt	top thickness price >		
 T1	24 x 48 Fix w/FixMod	<b>USTT1 2448REFX XM</b>	96	1325	1358	1873
	24 x 48 Fix w/RemMod	<b>USTT1 2448REFX RM</b>	96	1347	1403	1888
	24 x 48 Tilt w/HangMod	<b>USTT1 2448RETL HM</b>	106	1663	1705	2235
	24 x 48 Tilt w/RemMod	<b>USTT1 2448RETL RM</b>	106	1663	1705	2235
	24 x 48 Fix w/SquareFixLightweightFormMod	<b>USTT1 2448REFX XL OR XLS</b>	96	1347	1403	1888
	24 x 48 Fix w/SquareRemLightweightFormMod	<b>USTT1 2448REFX RL OR RLS</b>	96	1347	1403	1888
	24 x 48 Tilt w/SquareRemLightweightFormMod	<b>USTT1 2448RETL RL OR RLS</b>	106	1663	1705	2235
	24 x 48 Fix w/FixFormMod	<b>USTT1 2448REFX XF OR XFS</b>	107	1443	1490	1844
	24 x 60 Fix w/FixMod	<b>USTT1 2460REFX XM</b>	109	1494	1559	2298
	24 x 60 Fix w/RemMod	<b>USTT1 2460REFX RM</b>	109	1536	1598	2337
	24 x 60 Tilt w/HangMod	<b>USTT1 2460RETL HM</b>	119	1838	1902	2640
	24 x 60 Tilt w/RemMod	<b>USTT1 2460RETL RM</b>	119	1838	1902	2640
	24 x 60 Fix w/SquareFixLightweightFormMod	<b>USTT1 2460REFX XL OR XLS</b>	109	1536	1598	2337
	24 x 60 Fix w/SquareRemLightweightFormMod	<b>USTT1 2460REFX RL OR RLS</b>	109	1536	1598	2337
	24 x 60 Tilt w/SquareRemLightweightFormMod	<b>USTT1 2460RETL RL OR RLS</b>	119	1838	1902	2640
	24 x 60 Fix w/FixFormMod	<b>USTT1 2460REFX XF OR XFS</b>	120	1770	1833	2248
	24 x 72 Fix w/FixMod	<b>USTT1 2472REFX XM</b>	130	1724	1779	2845
	24 x 72 Fix w/RemMod	<b>USTT1 2472REFX RM</b>	130	1767	1820	2885
	24 x 72 Tilt w/HangMod	<b>USTT1 2472RETL HM</b>	142	2070	2123	3188
	24 x 72 Tilt w/RemMod	<b>USTT1 2472RETL RM</b>	142	2070	2123	3188
	24 x 72 Fix w/SquareFixLightweightFormMod	<b>USTT1 2472REFX XL OR XLS</b>	130	1767	1820	2885
	24 x 72 Fix w/SquareRemLightweightFormMod	<b>USTT1 2472REFX RL OR RLS</b>	130	1767	1820	2885
	24 x 72 Tilt w/SquareRemLightweightFormMod	<b>USTT1 2472RETL RL OR RLS</b>	142	2070	2123	3188
	24 x 72 Fix w/FixFormMod	<b>USTT1 2472REFX XF OR XFS</b>	140	1932	1985	2455
24 x 84 Fix w/FixMod	<b>USTT1 2484REFX XM</b>	119	1934	1943	2953	
24 x 84 Fix w/RemMod	<b>USTT1 2484REFX RM</b>	119	1961	1973	2974	
24 x 84 Tilt w/HangMod	<b>USTT1 2484RETL HM</b>	129	2279	2286	3322	
24 x 84 Tilt w/RemMod	<b>USTT1 2484RETL RM</b>	129	2279	2286	3322	
24 x 90 Fix w/FixMod	<b>USTT1 2490REFX XM</b>	156	2346	2366	3681	
24 x 90 Fix w/RemMod	<b>USTT1 2490REFX RM</b>	156	2445	2466	3181	
24 x 90 Tilt w/HangMod	<b>USTT1 2490RETL HM</b>	166	2747	2769	3483	
24 x 90 Tilt w/RemMod	<b>USTT1 2490RETL RM</b>	166	2747	2769	3483	
24 x 96 Fix w/FixMod	<b>USTT1 2496REFX XM</b>	162	2346	2366	3681	
24 x 96 Fix w/RemMod	<b>USTT1 2496REFX RM</b>	162	2445	2466	3181	
24 x 96 Tilt w/HangMod	<b>USTT1 2496RETL HM</b>	172	2747	2769	3483	
24 x 96 Tilt w/RemMod	<b>USTT1 2496RETL RM</b>	172	2747	2769	3483	

**Note:** Training tables are often used with lightweight computer accessories. For heavy duty applications, such as large scale computer equipment, multiple monitor mounts, etc., Versteel suggests adding a third leg or stretcher. The price of the 84", 90" and 96" models include a stretcher rail required for additional support. Contact customer service if you have specific application concerns or questions.

To Order, Specify...

- 1 Model Number
- 2 Top Material
- 3 Edge Style and Thickness
- 4 Edge Color
- 5 Base Color
- 6 Additional Options



<b>Base Options</b>	<b>Code</b>	<b>Price</b>
Alternate Table Height 32" & Under	BAH	\$ 89
Alternate Table Height 32" & Over	.BSP	call
Casters  - Dual Wheel Black Hard Wheel	CAS27	\$ 153
Casters  - Dual Wheel Two-Tone		
Soft Wheel	CAS28	\$ 153
Mix - Dual Wheel Casters & Glides	.BMD	\$ 145
Self-Leveling Glides	GLD04	\$ 43
Stretcher Rail (Fix/Tilt) Finish Same as Base	.BTS	\$ 217
Slim-Tilt	.BST	\$ 134

*NOTE: N/A WITH FOLDING MODESTY PANEL*

<b>Finish Options</b>		
Chrome		\$ 583
Nickel		\$ 637
Powder Coat - Standard		n/c
Powder Coat - Premium		\$ 147
Platinum		\$ 438

<b>Top Options</b>		
Table Link (all four sides)	.TLK	\$ 225
Table Link (24" ends only)	.TLE	\$ 120
Lightweight Laminate Core (to 96" length)	.TLL	\$ 214
Special Laminate	.TSP	call
Custom Cutout (per cutout)	.TCC	\$ 107
Laptop Locker (each)	.TLA	\$1235
<small>(available on fixed tables only, see page 34 in All Tables Price List for additional information)</small>		
Electronic Lock (per locker)	.TLEL	\$ 322
Power Unit (up to 10 lockers sequenced, includes 1 key) - required for electronic lock	.TLPU	\$ 509

**Power & Data Options**  
Please reference the Power & Data section (page 38) or the Power & Data Price List

<b>Wire Management Options</b>		
Basket, Modesty Mount	.WBM	\$ 86
Basket, Under Top Mount	.WBT	\$ 86
Wire Metal Legway (each)	.WUL	\$ 57
1 Oval Brush Grommet - Location A	.WOA	\$ 86
2 Oval Brush Grommets - Location E	.WOE	\$ 172
1 Oval Brush Grommet - Provide Location Print	.WOG	\$ 86
1 Round Grommet - Location A	.WRA	\$ 68
2 Round Grommets - Location E	.WRE	\$ 136
1 Round Grommet - Provide Location Print	.WRG	\$ 68

<b>Accessories</b>		
Keyboard Platform w/Mouse Surface	.AKP27M	\$ 682
CPU Holder (3"- 9" adjustment)	ACPU3-9F	\$ 212
CPU Holder (5"- 8" adjustment)	ACPU5-8F	\$ 139
CPU Holder (3"- 5" adjustment)	ACPU3F	\$ 139
Table Floor Mount Bracket Set	.AFB	\$ 50









Questions?

1.800.876.2120

Black = Fixed Bases

Blue = Tilt Bases

top > edge >	Laminate PVC	Laminate Wood	Laminate 2mm Acrylic
	Flat 	Flat 	Reverse Bevel 
edge ordering code (radius corner) > or edge ordering code (square corner) > top thickness >	<b>LP2R</b> or <b>LP2S</b> 1 1/4"	<b>LP3R</b> or <b>LP3S</b> 1 3/4"	<b>LW2R</b> or <b>LW2S</b> 1 1/4"
	Fluted 	Fluted 	
edge ordering code (radius corner) > or edge ordering code (square corner) > top thickness >	<b>LPF2R</b> or <b>LPF2S</b> 1 1/4"	<b>LPF3R</b> or <b>LPF3S</b> 1 3/4"	<b>LWF2R</b> or <b>LWF2S</b> 1 1/4"
top thickness price >	1 1/4"	1 3/4"	1 1/4"

Base Style	Table Description	Model #	Product Wt	1 1/4"	1 3/4"	1 1/4"
 T1	30 x 48 Fix w/FixMod	<b>USTT1 3048REFX XM</b>	100	1438	1568	2006
	30 x 48 Fix w/RemMod	<b>USTT1 3048REFX RM</b>	100	1459	1594	2024
	30 x 48 Tilt w/HangMod	<b>USTT1 3048RETL HM</b>	110	1782	1908	2357
	30 x 48 Tilt w/RemMod	<b>USTT1 3048RETL RM</b>	110	1782	1908	2357
	30 x 48 Fix w/SquareFixLightweightFormMod	<b>USTT1 3048REFX XL OR XLS</b>	100	1459	1594	2024
	30 x 48 Fix w/SquareRemLightweightFormMod	<b>USTT1 3048REFX RL OR RLS</b>	100	1459	1594	2024
	30 x 48 Tilt w/SquareRemLightweightFormMod	<b>USTT1 3048RETL RL OR RLS</b>	110	1782	1908	2357
	30 x 48 Fix w/FixFormMod	<b>USTT1 3048REFX XF OR XFS</b>	112	1565	1708	1991
	30 x 60 Fix w/FixMod	<b>USTT1 3060REFX XM</b>	124	1605	1658	2439
	30 x 60 Fix w/RemMod	<b>USTT1 3060REFX RM</b>	124	1644	1696	2480
	30 x 60 Tilt w/HangMod	<b>USTT1 3060RETL HM</b>	134	1950	2002	2783
	30 x 60 Tilt w/RemMod	<b>USTT1 3060RETL RM</b>	134	1950	2002	2783
	30 x 60 Fix w/SquareFixLightweightFormMod	<b>USTT1 3060REFX XL OR XLS</b>	124	1644	1696	2480
	30 x 60 Fix w/SquareRemLightweightFormMod	<b>USTT1 3060REFX RL OR RLS</b>	124	1644	1696	2480
	30 x 60 Tilt w/SquareRemLightweightFormMod	<b>USTT1 3060RETL RL OR RLS</b>	134	1950	2002	2783
	30 x 60 Fix w/FixFormMod	<b>USTT1 3060REFX XF OR XFS</b>	136	1879	1930	2391
	30 x 72 Fix w/FixMod	<b>USTT1 3072REFX XM</b>	148	1769	1823	2971
	30 x 72 Fix w/RemMod	<b>USTT1 3072REFX RM</b>	148	1810	1864	3008
	30 x 72 Tilt w/HangMod	<b>USTT1 3072RETL HM</b>	160	2112	2169	3311
	30 x 72 Tilt w/RemMod	<b>USTT1 3072RETL RM</b>	160	2112	2169	3311
	30 x 72 Fix w/SquareFixLightweightFormMod	<b>USTT1 3072REFX XL OR XLS</b>	148	1810	1864	3008
	30 x 72 Fix w/SquareRemLightweightFormMod	<b>USTT1 3072REFX RL OR RLS</b>	148	1810	1864	3008
	30 x 72 Tilt w/SquareRemLightweightFormMod	<b>USTT1 3072RETL RL OR RLS</b>	160	2112	2169	3311
	30 x 72 Fix w/FixFormMod	<b>USTT1 3072REFX XF OR XFS</b>	158	1976	2032	2577
30 x 84 Fix w/FixMod	<b>USTT1 3084REFX XM</b>	139	2009	2099	3198	
30 x 84 Fix w/RemMod	<b>USTT1 3084REFX RM</b>	139	2037	2126	3218	
30 x 84 Tilt w/HangMod	<b>USTT1 3084RETL HM</b>	149	2357	2438	3560	
30 x 84 Tilt w/RemMod	<b>USTT1 3084RETL RM</b>	149	2357	2438	3560	
30 x 90 Fix w/FixMod	<b>USTT1 3090REFX XM</b>	159	2358	2499	3923	
30 x 90 Fix w/RemMod	<b>USTT1 3090REFX RM</b>	159	2393	2534	3957	
30 x 90 Tilt w/HangMod	<b>USTT1 3090RETL HM</b>	171	2697	2835	4263	
30 x 90 Tilt w/RemMod	<b>USTT1 3090RETL RM</b>	171	2697	2835	4263	
30 x 96 Fix w/FixMod	<b>USTT1 3096REFX XM</b>	185	2358	2499	3923	
30 x 96 Fix w/RemMod	<b>USTT1 3096REFX RM</b>	185	2393	2534	3957	
30 x 96 Tilt w/HangMod	<b>USTT1 3096RETL HM</b>	195	2697	2835	4263	
30 x 96 Tilt w/RemMod	<b>USTT1 3096RETL RM</b>	195	2697	2835	4263	

**Note:** Training tables are often used with lightweight computer accessories. For heavy duty applications, such as large scale computer equipment, multiple monitor mounts, etc., Versteel suggests adding a third leg or stretcher. The price of the 84", 90" and 96" models include a stretcher rail required for additional support. Contact customer service if you have specific application concerns or questions.

To Order, Specify...

- 1 Model Number
- 2 Top Material
- 3 Edge Style and Thickness
- 4 Edge Color
- 5 Base Color
- 6 Additional Options





<b>Base Options</b>	<b>Code</b>	<b>Price</b>
Alternate Table Height 32" & Under	BAH	\$ 89
Alternate Table Height 32" & Over	.BSP	call
Casters ④ - Dual Wheel Black Hard Wheel	CAS27	\$ 153
Casters ⑤ - Dual Wheel Two-Tone		
Soft Wheel	CAS28	\$ 153
Mix - Dual Wheel Casters & Glides	.BMD	\$ 145
Self-Leveling Glides ④	GLD04	\$ 43
Stretcher Rail (Fix/Tilt) Finish Same as Base	.BTS	\$ 217
Slim-Tilt	.BST	\$ 134

*NOTE: N/A WITH FOLDING MODESTY PANEL*

<b>Finish Options</b>		
Chrome		\$ 583
Nickel		\$ 637
Powder Coat - Standard		n/c
Powder Coat - Premium		\$ 147
Platinum		\$ 438

<b>Top Options</b>		
Table Link (all four sides)	.TLK	\$ 225
Table Link (30" ends only)	.TLE	\$ 120
Lightweight Laminate Core (to 96" length)	.TLL	\$ 214
Special Laminate	.TSP	call
Custom Cutout (per cutout)	.TCC	\$ 107
Laptop Locker (each)	.TLA	\$1235
<small>(available on fixed tables only, see page 34 in All Tables Price List for additional information)</small>		
Electronic Lock (per locker)	.TLEL	\$ 322
Power Unit (up to 10 lockers sequenced, includes 1 key) - required for electronic lock	.TLPU	\$ 509

**Power & Data Options**  
Please reference the Power & Data section (page 38) or the Power & Data Price List

<b>Wire Management Options</b>		
Basket, Modesty Mount	.WBM	\$ 86
Basket, Under Top Mount	.WBT	\$ 86
Wire Metal Legway (each)	.WUL	\$ 57
1 Oval Brush Grommet - Location A	.WOA	\$ 86
2 Oval Brush Grommets - Location E	.WOE	\$ 172
1 Oval Brush Grommet - Provide Location Print	.WOG	\$ 86
1 Round Grommet - Location A	.WRA	\$ 68
2 Round Grommets - Location E	.WRE	\$ 136
1 Round Grommet - Provide Location Print	.WRG	\$ 68

<b>Accessories</b>		
Keyboard Platform w/Mouse Surface	.AKP27M	\$ 682
CPU Holder (3"- 9" adjustment)	.ACPU3-9F	\$ 212
CPU Holder (5"- 8" adjustment)	.ACPU5-8F	\$ 139
CPU Holder (3"- 5" adjustment)	.ACPU3F	\$ 139
Table Floor Mount Bracket Set	.AFB	\$ 50

Uno<sup>2</sup>



**Questions?**

1.800.876.2120

Black = Fixed Bases

Blue = Tilt Bases

	top >	Laminate PVC	Laminate Wood	Laminate 2mm Acrylic
	edge >	Flat 	Flat 	Reverse Bevel 
	edge ordering code (radius corner) > or edge ordering code (square corner) >	LP2R or LP2S	LP3R or LP3S	LW2R or LW2S
	top thickness >	1 1/4"	1 3/4"	1 1/4"
		Fluted 	Fluted 	
	edge ordering code (radius corner) > or edge ordering code (square corner) >	LPF2R or LPF2S	LPF3R or LPF3S	LWF2R or LWF2S
	top thickness >	1 1/4"	1 3/4"	1 1/4"
	top thickness price >	1 1/4"	1 3/4"	1 1/4"

Base Style	Table Description	Model #	Product Wt	Price		
<p>TC</p>	18 x 48 Fix w/FixMod	<b>USTTC 1848REFX XM</b>	70	1264	1369	1718
	18 x 48 Fix w/RemMod	<b>USTTC 1848REFX RM</b>	70	1282	1386	1730
	18 x 48 Tilt w/HangMod	<b>USTTC 1848RETL HM</b>	90	1616	1718	2075
	18 x 48 Tilt w/RemMod	<b>USTTC 1848RETL RM</b>	90	1616	1718	2075
	18 x 48 Fix w/SquareFixLightweightFormMod	<b>USTTC 1848REFX XL OR XLS</b>	70	1282	1386	1730
	18 x 48 Fix w/SquareRemLightweightFormMod	<b>USTTC 1848REFX RL OR RLS</b>	70	1282	1386	1730
	18 x 48 Tilt w/SquareRemLightweightFormMod	<b>USTTC 1848RETL RL OR RLS</b>	90	1616	1718	2075
	18 x 48 Fix w/FixFormMod	<b>USTTC 1848REFX XF OR XFS</b>	89	1382	1498	1694
	18 x 60 Fix w/FixMod	<b>USTTC 1860REFX XM</b>	90	1456	1523	2105
	18 x 60 Fix w/RemMod	<b>USTTC 1860REFX RM</b>	90	1495	1563	2146
	18 x 60 Tilt w/HangMod	<b>USTTC 1860RETL HM</b>	101	1803	1867	2450
	18 x 60 Tilt w/RemMod	<b>USTTC 1860RETL RM</b>	101	1803	1867	2450
	18 x 60 Fix w/SquareFixLightweightFormMod	<b>USTTC 1860REFX XL OR XLS</b>	90	1495	1563	2146
	18 x 60 Fix w/SquareRemLightweightFormMod	<b>USTTC 1860REFX RL OR RLS</b>	90	1495	1563	2146
	18 x 60 Tilt w/SquareRemLightweightFormMod	<b>USTTC 1860RETL RL OR RLS</b>	101	1803	1867	2450
	18 x 60 Fix w/FixFormMod	<b>USTTC 1860REFX XF OR XFS</b>	100	1731	1800	2057
	18 x 72 Fix w/FixMod	<b>USTTC 1872REFX XM</b>	113	1577	1670	2566
	18 x 72 Fix w/RemMod	<b>USTTC 1872REFX RM</b>	113	1619	1707	2608
	18 x 72 Tilt w/HangMod	<b>USTTC 1872RETL HM</b>	127	1921	2009	2909
	18 x 72 Tilt w/RemMod	<b>USTTC 1872RETL RM</b>	127	1921	2009	2909
	18 x 72 Fix w/SquareFixLightweightFormMod	<b>USTTC 1872REFX XL OR XLS</b>	113	1619	1707	2608
	18 x 72 Fix w/SquareRemLightweightFormMod	<b>USTTC 1872REFX RL OR RLS</b>	113	1619	1707	2608
	18 x 72 Tilt w/SquareRemLightweightFormMod	<b>USTTC 1872RETL RL OR RLS</b>	127	1921	2009	2909
	18 x 72 Fix w/FixFormMod	<b>USTTC 1872REFX XF OR XFS</b>	123	1785	1875	2176
	18 x 84 Fix w/FixMod	<b>USTTC 1884REFX XM</b>	100	1804	1918	2678
	18 x 84 Fix w/RemMod	<b>USTTC 1884REFX RM</b>	100	1828	1944	2697
	18 x 84 Tilt w/HangMod	<b>USTTC 1884RETL HM</b>	111	2153	2261	3049
	18 x 84 Tilt w/RemMod	<b>USTTC 1884RETL RM</b>	111	2153	2261	3049
18 x 90 Fix w/FixMod	<b>USTTC 1890REFX XM</b>	119	2125	2213	3456	
18 x 90 Fix w/RemMod	<b>USTTC 1890REFX RM</b>	119	2158	2251	3491	
18 x 90 Tilt w/HangMod	<b>USTTC 1890RETL HM</b>	129	2463	2552	3792	
18 x 90 Tilt w/RemMod	<b>USTTC 1890RETL RM</b>	129	2463	2552	3792	
18 x 96 Fix w/FixMod	<b>USTTC 1896REFX XM</b>	121	2125	2213	3456	
18 x 96 Fix w/RemMod	<b>USTTC 1896REFX RM</b>	121	2158	2251	3491	
18 x 96 Tilt w/HangMod	<b>USTTC 1896RETL HM</b>	131	2463	2552	3792	
18 x 96 Tilt w/RemMod	<b>USTTC 1896RETL RM</b>	131	2463	2552	3792	

**Note:** Training tables are often used with lightweight computer accessories. For heavy duty applications, such as large scale computer equipment, multiple monitor mounts, etc., Versteel suggests adding a third leg or stretcher. The price of the 84", 90" and 96" models include a stretcher rail required for additional support. Contact customer service if you have specific application concerns or questions.

**To Order, Specify...**

- 1 Model Number
- 2 Top Material
- 3 Edge Style and Thickness
- 4 Edge Color
- 5 Base Color
- 6 Additional Options



<b>Base Options</b>	<b>Code</b>	<b>Price</b>
Alternate Table Height 32" & Under	BAH	\$ 89
Alternate Table Height 32" & Over	BSP	call
Casters  - Dual Wheel Black Hard Wheel	CAS27	\$ 153
Casters  - Dual Wheel Two-Tone		
Soft Wheel	CAS28	\$ 153
Mix - Dual Wheel Casters & Glides	BMD	\$ 145
Self-Leveling Glides	GLD04	\$ 43
Stretcher Rail (Fix/Tilt) Finish Same as Base	BTS	\$ 217

<b>Finish Options</b>		
Chrome		\$ 583
Nickel		\$ 637
Powder Coat - Standard		n/c
Powder Coat - Premium		\$ 147
Platinum		\$ 438

<b>Top Options</b>		
Table Link (all four sides)	TLK	\$ 225
Table Link (18" ends only)	TLE	\$ 120
Lightweight Laminate Core (to 96" length)	TLL	\$ 214
Special Laminate	TSP	call
Custom Cutout (per cutout)	TCC	\$ 107
Laptop Locker (each)	TLA	\$1235
(available on fixed tables only, see page 34 in All Tables Price List for additional information)		
Electronic Lock (per locker)	TLEL	\$ 322
Power Unit (up to 10 lockers sequenced, includes 1 key) - required for electronic lock	TLPU	\$ 509

**Power & Data Options**  
 Please reference the Power & Data section (page 38) or the Power & Data Price List

<b>Wire Management Options</b>		
Basket, Modesty Mount	WBM	\$ 86
Basket, Under Top Mount	WBT	\$ 86
Wire Metal Legway (each)	WUL	\$ 57
1 Oval Brush Grommet - Location A	WOA	\$ 86
2 Oval Brush Grommets - Location E	WOE	\$ 172
1 Oval Brush Grommet - Provide Location Print	WOG	\$ 86
1 Round Grommet - Location A	WRA	\$ 68
2 Round Grommets - Location E	WRE	\$ 136
1 Round Grommet - Provide Location Print	WRG	\$ 68

<b>Accessories</b>		
Keyboard Platform w/Mouse Surface	AKP27M	\$ 682
CPU Holder (3"- 9" adjustment)	ACPU3-9F	\$ 212
CPU Holder (5"- 8" adjustment)	ACPU5-8F	\$ 139
CPU Holder (3"- 5" adjustment)	ACPU3F	\$ 139
Table Floor Mount Bracket Set	AFB	\$ 50

Uno<sup>2</sup>









**Questions?**

1.800.876.2120

Black = Fixed Bases

Blue = Tilt Bases

	top > edge >	Laminate PVC	Laminate Wood	Laminate 2mm Acrylic
		Flat 	Flat 	Reverse Bevel 
edge ordering code (radius corner) > or edge ordering code (square corner) > top thickness >	<b>LP2R</b> or <b>LP2S</b> 1 1/4"	<b>LP3R</b> or <b>LP3S</b> 1 3/4"	<b>LW2R</b> or <b>LW2S</b> 1 1/4"	<b>LMRA2R</b> or <b>LMRA2S</b> 1 1/4"
		Fluted 	Fluted 	
edge ordering code (radius corner) > or edge ordering code (square corner) > top thickness >	<b>LPF2R</b> or <b>LPF2S</b> 1 1/4"	<b>LPF3R</b> or <b>LPF3S</b> 1 3/4"	<b>LWF2R</b> or <b>LWF2S</b> 1 1/4"	
	top thickness price >	1 1/4"	1 3/4"	1 1/4"

Base Style	Table Description	Model #	Product Wt	top thickness price >		
 TC	24 x 48 Fix w/FixMod	<b>USTTC 2448REFX XM</b>	96	1325	1358	1873
	24 x 48 Fix w/RemMod	<b>USTTC 2448REFX RM</b>	96	1347	1403	1888
	24 x 48 Tilt w/HangMod	<b>USTTC 2448RETL HM</b>	106	1663	1705	2235
	24 x 48 Tilt w/RemMod	<b>USTTC 2448RETL RM</b>	106	1663	1705	2235
	24 x 48 Fix w/SquareFixLightweightFormMod	<b>USTTC 2448REFX XL OR XLS</b>	96	1347	1403	1888
	24 x 48 Fix w/SquareRemLightweightFormMod	<b>USTTC 2448REFX RL OR RLS</b>	96	1347	1403	1888
	24 x 48 Tilt w/SquareRemLightweightFormMod	<b>USTTC 2448RETL RL OR RLS</b>	106	1663	1705	2235
	24 x 48 Fix w/FixFormMod	<b>USTTC 2448REFX XF OR XFS</b>	107	1443	1490	1844
	24 x 60 Fix w/FixMod	<b>USTTC 2460REFX XM</b>	109	1494	1559	2298
	24 x 60 Fix w/RemMod	<b>USTTC 2460REFX RM</b>	109	1536	1598	2337
	24 x 60 Tilt w/HangMod	<b>USTTC 2460RETL HM</b>	119	1838	1902	2640
	24 x 60 Tilt w/RemMod	<b>USTTC 2460RETL RM</b>	119	1838	1902	2640
	24 x 60 Fix w/SquareFixLightweightFormMod	<b>USTTC 2460REFX XL OR XLS</b>	109	1536	1598	2337
	24 x 60 Fix w/SquareRemLightweightFormMod	<b>USTTC 2460REFX RL OR RLS</b>	109	1536	1598	2337
	24 x 60 Tilt w/SquareRemLightweightFormMod	<b>USTTC 2460RETL RL OR RLS</b>	119	1838	1902	2640
	24 x 60 Fix w/FixFormMod	<b>USTTC 2460REFX XF OR XFS</b>	120	1770	1833	2248
	24 x 72 Fix w/FixMod	<b>USTTC 2472REFX XM</b>	130	1724	1779	2845
	24 x 72 Fix w/RemMod	<b>USTTC 2472REFX RM</b>	130	1767	1820	2885
	24 x 72 Tilt w/HangMod	<b>USTTC 2472RETL HM</b>	142	2070	2123	3188
	24 x 72 Tilt w/RemMod	<b>USTTC 2472RETL RM</b>	142	2070	2123	3188
	24 x 72 Fix w/SquareFixLightweightFormMod	<b>USTTC 2472REFX XL OR XLS</b>	130	1767	1820	2885
	24 x 72 Fix w/SquareRemLightweightFormMod	<b>USTTC 2472REFX RL OR RLS</b>	130	1767	1820	2885
	24 x 72 Tilt w/SquareRemLightweightFormMod	<b>USTTC 2472RETL RL OR RLS</b>	142	2070	2123	3188
	24 x 72 Fix w/FixFormMod	<b>USTTC 2472REFX XF OR XFS</b>	140	1932	1985	2455
24 x 84 Fix w/FixMod	<b>USTTC 2484REFX XM</b>	119	1934	1943	2953	
24 x 84 Fix w/RemMod	<b>USTTC 2484REFX RM</b>	119	1961	1973	2974	
24 x 84 Tilt w/HangMod	<b>USTTC 2484RETL HM</b>	129	2279	2286	3322	
24 x 84 Tilt w/RemMod	<b>USTTC 2484RETL RM</b>	129	2279	2286	3322	
24 x 90 Fix w/FixMod	<b>USTTC 2490REFX XM</b>	156	2346	2366	3681	
24 x 90 Fix w/RemMod	<b>USTTC 2490REFX RM</b>	156	2445	2466	3181	
24 x 90 Tilt w/HangMod	<b>USTTC 2490RETL HM</b>	166	2747	2769	3483	
24 x 90 Tilt w/RemMod	<b>USTTC 2490RETL RM</b>	166	2747	2769	3483	
24 x 96 Fix w/FixMod	<b>USTTC 2496REFX XM</b>	162	2346	2366	3681	
24 x 96 Fix w/RemMod	<b>USTTC 2496REFX RM</b>	162	2445	2466	3181	
24 x 96 Tilt w/HangMod	<b>USTTC 2496RETL HM</b>	172	2747	2769	3483	
24 x 96 Tilt w/RemMod	<b>USTTC 2496RETL RM</b>	172	2747	2769	3483	

**Note:** Training tables are often used with lightweight computer accessories. For heavy duty applications, such as large scale computer equipment, multiple monitor mounts, etc., Versteel suggests adding a third leg or stretcher. The price of the 84", 90" and 96" models include a stretcher rail required for additional support. Contact customer service if you have specific application concerns or questions.

**To Order, Specify...**

- 1 Model Number
- 2 Top Material
- 3 Edge Style and Thickness
- 4 Edge Color
- 5 Base Color
- 6 Additional Options



<b>Base Options</b>	<b>Code</b>	<b>Price</b>
Alternate Table Height 32" & Under .....	BAH	\$ 89
Alternate Table Height 32" & Over .....	BSP	call
Casters  - Dual Wheel Black Hard Wheel ...	CAS27	\$ 153
Casters  - Dual Wheel Two-Tone Soft Wheel .....	CAS28	\$ 153
Mix - Dual Wheel Casters & Glides .....	BMD	\$ 145
Self-Leveling Glides  .....	GLD04	\$ 43
Stretcher Rail (Fix/Tilt) Finish Same as Base .....	BTS	\$ 217

<b>Finish Options</b>		
Chrome .....		\$ 583
Nickel .....		\$ 637
Powder Coat - Standard .....		n/c
Powder Coat - Premium .....		\$ 147
Platinum .....		\$ 438

<b>Top Options</b>		
Table Link (all four sides) .....	TLK	\$ 225
Table Link (24" ends only) .....	TLE	\$ 120
Lightweight Laminate Core (to 96" length) .....	TLL	\$ 214
Special Laminate .....	TSP	call
Custom Cutout (per cutout) .....	TCC	\$ 107
Laptop Locker (each) .....	TLA	\$1235
<small>(available on fixed tables only, see page 34 in All Tables Price List for additional information)</small>		
Electronic Lock (per locker) .....	TLEL	\$ 322
Power Unit (up to 10 lockers sequenced, includes 1 key) - required for electronic lock ..	TLPU	\$ 509

**Power & Data Options**  
Please reference the Power & Data section (page 38) or the Power & Data Price List

<b>Wire Management Options</b>		
Basket, Modesty Mount .....	WBM	\$ 86
Basket, Under Top Mount .....	WBT	\$ 86
Wire Metal Legway (each) .....	WUL	\$ 57
1 Oval Brush Grommet - Location A .....	WOA	\$ 86
2 Oval Brush Grommets - Location E .....	WOE	\$ 172
1 Oval Brush Grommet - Provide Location Print ..	WOG	\$ 86
1 Round Grommet - Location A .....	WRA	\$ 68
2 Round Grommets - Location E .....	WRE	\$ 136
1 Round Grommet - Provide Location Print .....	WRG	\$ 68

<b>Accessories</b>		
Keyboard Platform w/Mouse Surface .....	AKP27M	\$ 682
CPU Holder (3"- 9" adjustment) .....	ACPU3-9F	\$ 212
CPU Holder (5"- 8" adjustment) .....	ACPU5-8F	\$ 139
CPU Holder (3"- 5" adjustment) .....	ACPU3F	\$ 139
Table Floor Mount Bracket Set .....	AFB	\$ 50

Uno<sup>2</sup>



Questions?

1.800.876.2120

Black = Fixed Bases

Blue = Tilt Bases

	top > edge >	Laminate PVC	Laminate Wood	Laminate 2mm Acrylic
		Flat 	Flat 	Reverse Bevel 
	edge ordering code (radius corner) > or edge ordering code (square corner) > top thickness >	LP2R or LP2S 1 1/4"	LP3R or LP3S 1 3/4"	LW2R or LW2S 1 1/4"  LMRA2R or LMRA2S 1 1/4"
		Fluted 	Fluted 	
	edge ordering code (radius corner) > or edge ordering code (square corner) > top thickness >	LPF2R or LPF2S 1 1/4"	LPF3R or LPF3S 1 3/4"	LWF2R or LWF2S 1 1/4"
	top thickness price >	1 1/4"	1 3/4"	1 1/4"

Base Style	Table Description	Model #	Product Wt	1 1/4"	1 3/4"	1 1/4"
<p>TC</p>	30 x 48 Fix w/FixMod	USTTC 3048REFX XM	100	1438	1568	2006
	30 x 48 Fix w/RemMod	USTTC 3048REFX RM	100	1459	1594	2024
	30 x 48 Tilt w/HangMod	USTTC 3048RETL HM	110	1782	1908	2357
	30 x 48 Tilt w/RemMod	USTTC 3048RETL RM	110	1782	1908	2357
	30 x 48 Fix w/SquareFixLightweightFormMod	USTTC 3048REFX XL OR XLS	100	1459	1594	2024
	30 x 48 Fix w/SquareRemLightweightFormMod	USTTC 3048REFX RL OR RLS	100	1459	1594	2024
	30 x 48 Tilt w/SquareRemLightweightFormMod	USTTC 3048RETL RL OR RLS	110	1782	1908	2357
	30 x 48 Fix w/FixFormMod	USTTC 3048REFX XF OR XFS	112	1565	1708	1991
	30 x 60 Fix w/FixMod	USTTC 3060REFX XM	124	1605	1658	2439
	30 x 60 Fix w/RemMod	USTTC 3060REFX RM	124	1644	1696	2480
	30 x 60 Tilt w/HangMod	USTTC 3060RETL HM	134	1950	2002	2783
	30 x 60 Tilt w/RemMod	USTTC 3060RETL RM	134	1950	2002	2783
	30 x 60 Fix w/SquareFixLightweightFormMod	USTTC 3060REFX XL OR XLS	124	1644	1696	2480
	30 x 60 Fix w/SquareRemLightweightFormMod	USTTC 3060REFX RL OR RLS	124	1644	1696	2480
	30 x 60 Tilt w/SquareRemLightweightFormMod	USTTC 3060RETL RL OR RLS	134	1950	2002	2783
	30 x 60 Fix w/FixFormMod	USTTC 3060REFX XF OR XFS	136	1879	1930	2391
	30 x 72 Fix w/FixMod	USTTC 3072REFX XM	148	1769	1823	2971
	30 x 72 Fix w/RemMod	USTTC 3072REFX RM	148	1810	1864	3008
	30 x 72 Tilt w/HangMod	USTTC 3072RETL HM	160	2112	2169	3311
	30 x 72 Tilt w/RemMod	USTTC 3072RETL RM	160	2112	2169	3311
	30 x 72 Fix w/SquareFixLightweightFormMod	USTTC 3072REFX XL OR XLS	148	1810	1864	3008
	30 x 72 Fix w/SquareRemLightweightFormMod	USTTC 3072REFX RL OR RLS	148	1810	1864	3008
	30 x 72 Tilt w/SquareRemLightweightFormMod	USTTC 3072RETL RL OR RLS	160	2112	2169	3311
	30 x 72 Fix w/FixFormMod	USTTC 3072REFX XF OR XFS	158	1976	2032	2577
	30 x 84 Fix w/FixMod	USTTC 3084REFX XM	139	2009	2099	3198
	30 x 84 Fix w/RemMod	USTTC 3084REFX RM	139	2037	2126	3218
	30 x 84 Tilt w/HangMod	USTTC 3084RETL HM	149	2357	2438	3560
	30 x 84 Tilt w/RemMod	USTTC 3084RETL RM	149	2357	2438	3560
	30 x 90 Fix w/FixMod	USTTC 3090REFX XM	159	2358	2499	3923
	30 x 90 Fix w/RemMod	USTTC 3090REFX RM	159	2393	2534	3957
	30 x 90 Tilt w/HangMod	USTTC 3090RETL HM	171	2697	2835	4263
	30 x 90 Tilt w/RemMod	USTTC 3090RETL RM	171	2697	2835	4263
	30 x 96 Fix w/FixMod	USTTC 3096REFX XM	185	2358	2499	3923
30 x 96 Fix w/RemMod	USTTC 3096REFX RM	185	2393	2534	3957	
30 x 96 Tilt w/HangMod	USTTC 3096RETL HM	195	2697	2835	4263	
30 x 96 Tilt w/RemMod	USTTC 3096RETL RM	195	2697	2835	4263	

Note: Training tables are often used with lightweight computer accessories. For heavy duty applications, such as large scale computer equipment, multiple monitor mounts, etc., Versteel suggests adding a third leg or stretcher. The price of the 84", 90" and 96" models include a stretcher rail required for additional support. Contact customer service if you have specific application concerns or questions.

To Order, Specify...

- 1 Model Number
- 2 Top Material
- 3 Edge Style and Thickness
- 4 Edge Color
- 5 Base Color
- 6 Additional Options



<b>Base Options</b>	<b>Code</b>	<b>Price</b>
Alternate Table Height 32" & Under .....	BAH	\$ 89
Alternate Table Height 32" & Over .....	BSP	call
Casters  - Dual Wheel Black Hard Wheel ...	CAS27	\$ 153
Casters  - Dual Wheel Two-Tone Soft Wheel .....	CAS28	\$ 153
Mix - Dual Wheel Casters & Glides .....	BMD	\$ 145
Self-Leveling Glides  .....	GLD04	\$ 43
Stretcher Rail (Fix/Tilt) Finish Same as Base .....	BTS	\$ 217

<b>Finish Options</b>		
Chrome .....		\$ 583
Nickel .....		\$ 637
Powder Coat - Standard .....		n/c
Powder Coat - Premium .....		\$ 147
Platinum .....		\$ 438

<b>Top Options</b>		
Table Link (all four sides) .....	TLK	\$ 225
Table Link (30" ends only) .....	TLE	\$ 120
Lightweight Laminate Core (to 96" length) .....	TLL	\$ 214
Special Laminate .....	TSP	call
Custom Cutout (per cutout) .....	TCC	\$ 107
Laptop Locker (each) .....	TLA	\$1235
<small>(available on fixed tables only, see page 34 in All Tables Price List for additional information)</small>		
Electronic Lock (per locker) .....	TLEL	\$ 322
Power Unit (up to 10 lockers sequenced, includes 1 key) - required for electronic lock ..	TLPU	\$ 509

**Power & Data Options**  
Please reference the Power & Data section (page 38) or the Power & Data Price List

<b>Wire Management Options</b>		
Basket, Modesty Mount .....	WBM	\$ 86
Basket, Under Top Mount .....	WBT	\$ 86
Wire Metal Legway (each) .....	WUL	\$ 57
1 Oval Brush Grommet - Location A .....	WOA	\$ 86
2 Oval Brush Grommets - Location E .....	WOE	\$ 172
1 Oval Brush Grommet - Provide Location Print ..	WOG	\$ 86
1 Round Grommet - Location A .....	WRA	\$ 68
2 Round Grommets - Location E .....	WRE	\$ 136
1 Round Grommet - Provide Location Print .....	WRG	\$ 68

<b>Accessories</b>		
Keyboard Platform w/Mouse Surface .....	AKP27M	\$ 682
CPU Holder (3"- 9" adjustment) .....	ACPU3-9F	\$ 212
CPU Holder (5"- 8" adjustment) .....	ACPU5-8F	\$ 139
CPU Holder (3"- 5" adjustment) .....	ACPU3F	\$ 139
Table Floor Mount Bracket Set .....	AFB	\$ 50

Uno<sup>2</sup>



**Questions?**

1.800.876.2120

Black = Fixed Bases

top >  
edge >

Laminate  
PVC

Laminate  
Wood

Flat



Flat



edge ordering code (radius corner) >  
or  
edge ordering code (square corner) >  
top thickness >

**LP2R**  
or  
**LP2S**  
1 1/4"

**LP3R**  
or  
**LP3S**  
1 3/4"

**LW2R**  
or  
**LW2S**  
1 1/4"

Fluted



Fluted



edge ordering code (radius corner) >  
or  
edge ordering code (square corner) >  
top thickness >

**LPF2R**  
or  
**LPF2S**  
1 1/4"

**LPF3R**  
or  
**LPF3S**  
1 3/4"

**LWF2R**  
or  
**LWF2S**  
1 1/4"

top thickness price >

1 1/4"

1 3/4"

1 1/4"

**Base Style**

**L1**

**Table Description**

**Model #**

**Product Wt**



L1

18 x 48 Fix w/FixMod	<b>USTL1 1848REFX XM</b>	70	1264	1369	1718
18 x 48 Fix w/RemMod	<b>USTL1 1848REFX RM</b>	70	1282	1386	1730
18 x 48 Fix w/FixFormMod	<b>USTL1 1848REFX XF OR XFS</b>	89	1382	1498	1694
18 x 60 Fix w/FixMod	<b>USTL1 1860REFX XM</b>	90	1456	1523	2105
18 x 60 Fix w/RemMod	<b>USTL1 1860REFX RM</b>	90	1495	1563	2146
18 x 60 Fix w/FixFormMod	<b>USTL1 1860REFX XF OR XFS</b>	100	1731	1800	2057
18 x 72 Fix w/FixMod	<b>USTL1 1872REFX XM</b>	113	1577	1670	2566
18 x 72 Fix w/RemMod	<b>USTL1 1872REFX RM</b>	113	1619	1707	2608
18 x 72 Fix w/FixFormMod	<b>USTL1 1872REFX XF OR XFS</b>	123	1785	1875	2176
18 x 84 Fix w/FixMod	<b>USTL1 1884REFX XM</b>	100	1804	1918	2678
18 x 84 Fix w/RemMod	<b>USTL1 1884REFX RM</b>	100	1828	1944	2697
18 x 90 Fix w/FixMod	<b>USTL1 1890REFX XM</b>	119	1896	1983	3102
18 x 90 Fix w/RemMod	<b>USTL1 1890REFX RM</b>	119	1951	2036	3156
18 x 96 Fix w/FixMod	<b>USTL1 1896REFX XM</b>	121	1901	1988	3230
18 x 96 Fix w/RemMod	<b>USTL1 1896REFX RM</b>	121	1934	2027	3265

**Note:** Training tables are often used with lightweight computer accessories. For heavy duty applications, such as large scale computer equipment, multiple monitor mounts, etc., Versteel suggests adding a third leg or stretcher. The price of the 84", 90" and 96" models include a stretcher rail required for additional support. Contact customer service if you have specific application concerns or questions.

**To Order, Specify...**

- 1 Model Number
- 2 Top Material
- 3 Edge Style and Thickness
- 4 Edge Color
- 5 Base Color
- 6 Additional Options





<b>Base Options</b>	<b>Code</b>	<b>Price</b>
Alternate Table Height 32" & Under	BAH	\$ 89
Alternate Table Height 32" & Over	BSP	call
Casters ① - Dual Wheel Black Hard Wheel	CAS27	\$ 153
Casters ② - Dual Wheel Two-Tone		
Soft Wheel	CAS28	\$ 153
Mix - Dual Wheel Casters & Glides	BMD	\$ 145
Self-Leveling Glides ①	GLD04	\$ 43
Stretcher Rail (Fix/Tilt) Finish Same as Base	BTS	\$ 217

<b>Finish Options</b>		
Chrome		\$ 583
Nickel		\$ 637
Powder Coat - Standard		n/c
Powder Coat - Premium		\$ 147
Platinum		\$ 438

<b>Top Options</b>		
Table Link (all four sides)	TLK	\$ 225
Table Link (30" ends only)	TLE	\$ 120
Lightweight Laminate Core (to 96" length)	TLL	\$ 214
Special Laminate	TSP	call
Custom Cutout (per cutout)	TCC	\$ 107
Laptop Locker (each)	TLA	\$1235
(available on fixed tables only, see page 34 in All Tables Price List for additional information)		
Electronic Lock (per locker)	TLEL	\$ 322
Power Unit (up to 10 lockers sequenced, includes 1 key) - required for electronic lock	TLPU	\$ 509

**Power & Data Options**  
Please reference the Power & Data section (page 38) or the Power & Data Price List

<b>Wire Management Options</b>		
Basket, Modesty Mount	WBM	\$ 86
Basket, Under Top Mount	WBT	\$ 86
Wire Metal Legway (each)	WUL	\$ 57
1 Oval Brush Grommet - Location A	WOA	\$ 86
2 Oval Brush Grommets - Location E	WOE	\$ 172
1 Oval Brush Grommet - Provide Location Print	WOG	\$ 86
1 Round Grommet - Location A	WRA	\$ 68
2 Round Grommets - Location E	WRE	\$ 136
1 Round Grommet - Provide Location Print	WRG	\$ 68

<b>Accessories</b>		
Keyboard Platform w/Mouse Surface	AKP27M	\$ 682
CPU Holder (3"- 9" adjustment)	ACPU3-9F	\$ 212
CPU Holder (5"- 8" adjustment)	ACPU5-8F	\$ 139
CPU Holder (3"- 5" adjustment)	ACPU3F	\$ 139
Table Floor Mount Bracket Set	AFB	\$ 50

Uno<sup>2</sup>



Questions?

1.800.876.2120

Black = Fixed Bases

	top > edge >	Laminate PVC	Laminate Wood	Laminate 2mm Acrylic
		Flat 	Flat 	Reverse Bevel 
	edge ordering code (radius corner) > or edge ordering code (square corner) > top thickness >	<b>LP2R</b> or <b>LP2S</b> 1 1/4"	<b>LP3R</b> or <b>LP3S</b> 1 3/4"	<b>LW2R</b> or <b>LW2S</b> 1 1/4"
		Fluted 	Fluted 	
	edge ordering code (radius corner) > or edge ordering code (square corner) > top thickness >	<b>LPF2R</b> or <b>LPF2S</b> 1 1/4"	<b>LPF3R</b> or <b>LPF3S</b> 1 3/4"	<b>LWF2R</b> or <b>LWF2S</b> 1 1/4"
	top thickness price >	1 1/4"	1 3/4"	1 1/4"

Base Style	Table Description	Model #	Product Wt	Price		
	<b>L1</b> 24 x 48 Fix w/FixMod	<b>USTL1 2448REFX XM</b>	96	1325	1358	1873
	24 x 48 Fix w/RemMod	<b>USTL1 2448REFX RM</b>	96	1347	1403	1888
	24 x 48 Fix w/FixFormMod	<b>USTL1 2448REFX XF OR XFS</b>	107	1443	1490	1844
	24 x 60 Fix w/FixMod	<b>USTL1 2460REFX XM</b>	109	1494	1559	2298
	24 x 60 Fix w/RemMod	<b>USTL1 2460REFX RM</b>	109	1536	1598	2337
	24 x 60 Fix w/FixFormMod	<b>USTL1 2460REFX XF OR XFS</b>	120	1770	1833	2248
	24 x 72 Fix w/FixMod	<b>USTL1 2472REFX XM</b>	130	1724	1779	2845
	24 x 72 Fix w/RemMod	<b>USTL1 2472REFX RM</b>	130	1767	1820	2885
	24 x 72 Fix w/FixFormMod	<b>USTL1 2472REFX XF OR XFS</b>	140	1932	1985	2455
	24 x 84 Fix w/FixMod	<b>USTL1 2484REFX XM</b>	119	1934	1943	2953
	24 x 84 Fix w/RemMod	<b>USTL1 2484REFX RM</b>	119	1961	1973	2974
	24 x 90 Fix w/FixMod	<b>USTL1 2490REFX XM</b>	156	2101	2123	3376
	24 x 90 Fix w/RemMod	<b>USTL1 2490REFX RM</b>	156	2153	2177	3433
	24 x 96 Fix w/FixMod	<b>USTL1 2496REFX XM</b>	162	2118	2140	3458
	24 x 96 Fix w/RemMod	<b>USTL1 2496REFX RM</b>	162	2219	2242	2957

**Note:** Training tables are often used with lightweight computer accessories. For heavy duty applications, such as large scale computer equipment, multiple monitor mounts, etc., Versteel suggests adding a third leg or stretcher. The price of the 84", 90" and 96" models include a stretcher rail required for additional support. Contact customer service if you have specific application concerns or questions.

To Order, Specify...

- 1 Model Number
- 2 Top Material
- 3 Edge Style and Thickness
- 4 Edge Color
- 5 Base Color
- 6 Additional Options



<b>Base Options</b>	<b>Code</b>	<b>Price</b>
Alternate Table Height 32" & Under	BAH	\$ 89
Alternate Table Height 32" & Over	BSP	call
Casters  - Dual Wheel Black Hard Wheel	CAS27	\$ 153
Casters  - Dual Wheel Two-Tone		
Soft Wheel	CAS28	\$ 153
Mix - Dual Wheel Casters & Glides	BMD	\$ 145
Self-Leveling Glides	GLD04	\$ 43
Stretcher Rail (Fix/Tilt) Finish Same as Base	BTS	\$ 217

<b>Finish Options</b>		
Chrome		\$ 583
Nickel		\$ 637
Powder Coat - Standard		n/c
Powder Coat - Premium		\$ 147
Platinum		\$ 438

<b>Top Options</b>		
Table Link (all four sides)	TLK	\$ 225
Table Link (30" ends only)	TLE	\$ 120
Lightweight Laminate Core (to 96" length)	TLL	\$ 214
Special Laminate	TSP	call
Custom Cutout (per cutout)	TCC	\$ 107
Laptop Locker (each)	TLA	\$1235
(available on fixed tables only, see page 34 in All Tables Price List for additional information)		
Electronic Lock (per locker)	TLEL	\$ 322
Power Unit (up to 10 lockers sequenced, includes 1 key) - required for electronic lock	TLPU	\$ 509

**Power & Data Options**  
 Please reference the Power & Data section (page 38) or the Power & Data Price List

<b>Wire Management Options</b>		
Basket, Modesty Mount	WBM	\$ 86
Basket, Under Top Mount	WBT	\$ 86
Wire Metal Legway (each)	WUL	\$ 57
1 Oval Brush Grommet - Location A	WOA	\$ 86
2 Oval Brush Grommets - Location E	WOE	\$ 172
1 Oval Brush Grommet - Provide Location Print	WOG	\$ 86
1 Round Grommet - Location A	WRA	\$ 68
2 Round Grommets - Location E	WRE	\$ 136
1 Round Grommet - Provide Location Print	WRG	\$ 68

<b>Accessories</b>		
Keyboard Platform w/Mouse Surface	AKP27M	\$ 682
CPU Holder (3"- 9" adjustment)	ACPU3-9F	\$ 212
CPU Holder (5"- 8" adjustment)	ACPU5-8F	\$ 139
CPU Holder (3"- 5" adjustment)	ACPU3F	\$ 139
Table Floor Mount Bracket Set	AFB	\$ 50

Uno<sup>2</sup>



**Questions?**

1.800.876.2120

Black = Fixed Bases

	top > edge >	Laminate PVC	Laminate Wood	Laminate 2mm Acrylic
		Flat 	Flat 	Reverse Bevel 
edge ordering code (radius corner) > or edge ordering code (square corner) > top thickness >	<b>LP2R</b> or <b>LP2S</b> 1 1/4"	<b>LP3R</b> or <b>LP3S</b> 1 3/4"	<b>LW2R</b> or <b>LW2S</b> 1 1/4"	<b>LMRA2R</b> or <b>LMRA2S</b> 1 1/4"
		Fluted 	Fluted 	
edge ordering code (radius corner) > or edge ordering code (square corner) > top thickness >	<b>LPF2R</b> or <b>LPF2S</b> 1 1/4"	<b>LPF3R</b> or <b>LPF3S</b> 1 3/4"	<b>LWF2R</b> or <b>LWF2S</b> 1 1/4"	
	top thickness price >	1 1/4"	1 3/4"	1 1/4"

Base Style	Table Description	Model #	Product Wt	Price		
<p>L1</p>	30 x 48 Fix w/FixMod	<b>USTL1 3048REFX XM</b>	100	1438	1568	2006
	30 x 48 Fix w/RemMod	<b>USTL1 3048REFX RM</b>	100	1459	1594	2024
	30 x 48 Fix w/FixFormMod	<b>USTL1 3048REFX XF OR XFS</b>	112	1565	1708	1991
	30 x 60 Fix w/FixMod	<b>USTL1 3060REFX XM</b>	124	1605	1658	2439
	30 x 60 Fix w/RemMod	<b>USTL1 3060REFX RM</b>	124	1644	1696	2480
	30 x 60 Fix w/FixFormMod	<b>USTL1 3060REFX XF OR XFS</b>	136	1879	1930	2391
	30 x 72 Fix w/FixMod	<b>USTL1 3072REFX XM</b>	148	1769	1823	2971
	30 x 72 Fix w/RemMod	<b>USTL1 3072REFX RM</b>	148	1810	1864	3008
	30 x 72 Fix w/FixFormMod	<b>USTL1 3072REFX XF OR XFS</b>	158	1976	2032	2577
	30 x 84 Fix w/FixMod	<b>USTL1 3084REFX XM</b>	139	2009	2099	3198
	30 x 84 Fix w/RemMod	<b>USTL1 3084REFX RM</b>	139	2037	2126	3218
	30 x 90 Fix w/FixMod	<b>USTL1 3090REFX XM</b>	159	2128	2266	3570
	30 x 90 Fix w/RemMod	<b>USTL1 3090REFX RM</b>	159	2183	2322	3623
	30 x 96 Fix w/FixMod	<b>USTL1 3096REFX XM</b>	185	2135	2276	3699
	30 x 96 Fix w/RemMod	<b>USTL1 3096REFX RM</b>	185	2169	2310	3736

**Note:** Training tables are often used with lightweight computer accessories. For heavy duty applications, such as large scale computer equipment, multiple monitor mounts, etc., Versteel suggests adding a third leg or stretcher. The price of the 84", 90" and 96" models include a stretcher rail required for additional support. Contact customer service if you have specific application concerns or questions.

**To Order, Specify...**

- 1 Model Number
- 2 Top Material
- 3 Edge Style and Thickness
- 4 Edge Color
- 5 Base Color
- 6 Additional Options



<b>Base Options</b>	<b>Code</b>	<b>Price</b>
Alternate Table Height 32" & Under	BAH	\$ 89
Alternate Table Height 32" & Over	BSP	call
Casters  - Dual Wheel Black Hard Wheel	CAS27	\$ 153
Casters  - Dual Wheel Two-Tone		
Soft Wheel	CAS28	\$ 153
Mix - Dual Wheel Casters & Glides	BMD	\$ 145
Self-Leveling Glides	GLD04	\$ 43
Stretcher Rail (Fix/Tilt) Finish Same as Base	BTS	\$ 217

<b>Finish Options</b>		
Chrome		\$ 583
Nickel		\$ 637
Powder Coat - Standard		n/c
Powder Coat - Premium		\$ 147
Platinum		\$ 438

<b>Top Options</b>		
Table Link (all four sides)	TLK	\$ 225
Table Link (30" ends only)	TLE	\$ 120
Lightweight Laminate Core (to 96" length)	TLL	\$ 214
Special Laminate	TSP	call
Custom Cutout (per cutout)	TCC	\$ 107
Laptop Locker (each)	TLA	\$1235
<small>(available on fixed tables only, see page 34 in All Tables Price List for additional information)</small>		
Electronic Lock (per locker)	TLEL	\$ 322
Power Unit (up to 10 lockers sequenced, includes 1 key) - required for electronic lock	TLPU	\$ 509

**Power & Data Options**  
 Please reference the Power & Data section (page 38) or the Power & Data Price List

<b>Wire Management Options</b>		
Basket, Modesty Mount	WBM	\$ 86
Basket, Under Top Mount	WBT	\$ 86
Wire Metal Legway (each)	WUL	\$ 57
1 Oval Brush Grommet - Location A	WOA	\$ 86
2 Oval Brush Grommets - Location E	WOE	\$ 172
1 Oval Brush Grommet - Provide Location Print	WOG	\$ 86
1 Round Grommet - Location A	WRA	\$ 68
2 Round Grommets - Location E	WRE	\$ 136
1 Round Grommet - Provide Location Print	WRG	\$ 68

<b>Accessories</b>		
Keyboard Platform w/Mouse Surface	AKP27M	\$ 682
CPU Holder (3"- 9" adjustment)	ACPU3-9F	\$ 212
CPU Holder (5"- 8" adjustment)	ACPU5-8F	\$ 139
CPU Holder (3"- 5" adjustment)	ACPU3F	\$ 139
Table Floor Mount Bracket Set	AFB	\$ 50

All prices are delivered list price effective with date printed on cover and supersedes all other published price lists. Versteel reserves the right to change prices or specifications without prior notice. Orders are accepted subject to price prevailing at time of shipment.

**versteel.com**  
Made in America  
800 876 2120