

THEME STOOLS // DESIGNED BY CHRIS & JON PANICHELLA

Please note that effective April 15th, 2022, a 9% surcharge will be applied to the net subtotal on all orders.



PRODUCT FEATURES:

- » Two back options: fully upholstered and wood shell with upholstered back cushion.
- » Available in counter and bar heights.
- » Footrest is positioned 7¹/₂" from the floor for 25" counter height stools and 12¹/₂" from the floor for 30" bar height stools.
- » Maximum weight capacity is 250 lbs.
- » All dimensions are nominal.

SPECIFICATIONS:

- » Available in beech and walnut, in all standard and custom wood finishes.
- » For custom wood finishes, please add one-time upcharge of \$400 List per color per order.
- » Metal footrest available in chrome only.



ORDERING REQUIREMENTS:

- » Model number
- » Wood species
- » Wood finish
- » Upholstery selection

THEME STOOLS // DESIGNED BY CHRIS & JON PANICHELLA

ORDERING REQUIREMENTS:



- » Model number
- » Wood species
- » Wood finish
- » Upholstery selection

MODEL NUMBER	PRODUCT SPECIFICATIONS					FABRIC GRADES								LEATHER				
	WOOD SPECIES	COM	A	1	2	COL 3	4	5	6	7	8	L1	L2					
1450-25 	25" Counter Height Stool Wood Back with Upholstered Cushion W 21 D 20 ¹ / ₂ H 39 Seat Height 25 Seat Width 18 Seat Depth 16 1 yd. 24 lbs. COL 20 sq. ft.					Beech	1188	1226	1251	1266	1292	1320	1345	1371	1395	1423	1543	1633
	Walnut	1693	1731	1756	1771	1797	1825	1850	1876	1900	1928	2048	2138					
1451-25 	25" Counter Height Stool Fully Upholstered W 21 D 20 ³ / ₄ H 39 Seat Height 25 Seat Width 18 Seat Depth 16 1 ¹ / ₂ yds. 23 lbs. COL 30 sq. ft.					Beech	1114	1171	1209	1231	1270	1312	1350	1389	1425	1467	1647	1782
	Walnut	1619	1676	1714	1736	1775	1817	1855	1894	1930	1972	2152	2287					

THEME STOOLS // DESIGNED BY CHRIS & JON PANICHELLA

ORDERING REQUIREMENTS:

- » Model number
- » Wood species
- » Wood finish
- » Upholstery selection

MODEL NUMBER	PRODUCT SPECIFICATIONS				FABRIC GRADES								LEATHER				
	WOOD SPECIES	COM	A	1	2	COL 3	4	5	6	7	8	L1	L2				
1450-30 	30" Bar Height Stool Wood Back with Upholstered Cushion W 21 D 20 ³ / ₄ H 44 Seat Height 30 Seat Width 18 Seat Depth 16 1 yd. 26 lbs. COL 20 sq. ft.				Beech	1235	1273	1298	1313	1339	1367	1392	1418	1442	1470	1590	1680
	Walnut	1740	1778	1803	1818	1844	1872	1897	1923	1947	1975	2095	2185				
1451-30 	30" Bar Height Stool Fully Upholstered W 21 D 21 H 44 Seat Height 30 Seat Width 18 Seat Depth 16 1 ¹ / ₂ yds. 25 lbs. COL 30 sq. ft.				Beech	1161	1218	1256	1278	1317	1359	1397	1436	1472	1514	1694	1829
	Walnut	1666	1723	1761	1783	1822	1864	1902	1941	1977	2019	2199	2334				