

TOOaPICNIC // LICENSED FROM TOOtheZOO

Please note that effective April 15th, 2022, a 9% surcharge will be applied to the net subtotal on all orders.

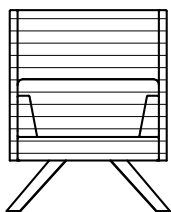


GENERAL PRODUCT FEATURES:

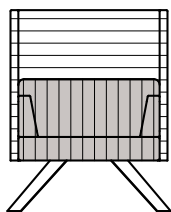
- » 2-seat bench booths, 2-seat lounge booths and single lounge models available in addition to 60" and 72" benches.
- » 2-seat bench booths offered with or without backrests.
- » 2-seat lounge booths and single lounge models available with low or high back panels.
- » 2-seat lounge booths: back and arm cushions are loose as standard and may be interchanged to facilitate alternate directional seating.
- » Attached back and arm cushion option also available; please specify and refer to individual pages for pricing.
- » Single lounge models: back and arm cushions are attached as standard.
- » Legs offered in solid ash.
- » Maximum weight capacity is 350 lbs. per seat for 2-seat models, 350 lbs. for single lounge models and 700 lbs. for 60" W and 72" W benches.
- » Refer to pages 6-7 for power unit options and mounting locations.
- » All dimensions are nominal.

FABRIC APPLICATION:

- » **With the exception of 60" and 72" benches, upholstery will always be railroaded when a single fabric is specified for the entire unit. When combining two or more fabrics, panel upholstery will be railroaded and balance of upholstery will be up-the-roll.**



single fabric application



multi-tone fabric application

INTEGRATED TABLE FEATURES:

- » Standard on all 2-seat models.
- » Table size is 25½" W x 19" D x 1¼" thick.
- » Surface finish options include ash veneer as well as laminate selections.
- » Exposed plywood edge.
- » Edge finish will match leg finish as standard.

TOOaPICNIC // LICENSED FROM TOOtheZOO

SPECIFICATIONS:

- » All standard and custom wood finishes available on ash.
- » For custom wood finishes, please add one-time upcharge of \$400 List per color per order.
- » For standard laminates, refer to Standard Finish Card.
- » For custom laminates, add \$500 List per color per order. Pre-approval required, please contact client services.

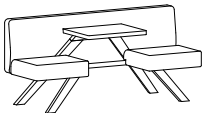
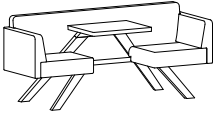
ORDERING REQUIREMENTS:

- » Model number
- » Upholstery selection
- » Leg finish
- » Table finish, as applicable
- » Options, as applicable

TOOaPICNIC // LICENSED FROM TOOtheZOO

ORDERING REQUIREMENTS:

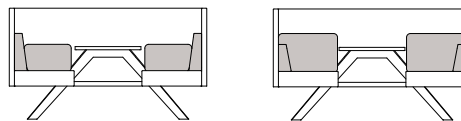
- » Model number
- » Upholstery selection
- » Leg finish
- » Table finish
- » Options, as applicable

MODEL NUMBER	PRODUCT SPECIFICATIONS	FABRIC GRADES									
		COM	A	1	2	3	4	5	6	7	8
8550 	Two-Seat Bench Booth W 73 D 26 ¹ / ₂ H 33 ³ / ₄ Seat Height 18 Seat Width 23 ¹ / ₄ Seat Depth 22 6 yds. 140 lbs.	5365	5593	5743	5833	5989	6157	6307	6463	6607	6775
8555 	Two-Seat Bench Booth with Backrest W 77 ³ / ₄ D 26 ¹ / ₂ H 33 ³ / ₄ Seat Height 18 Inside Seat Width 20 ³ / ₄ Inside Seat Depth 22 7 yds. 155 lbs.	5612	5878	6053	6158	6340	6536	6711	6893	7061	7257
OPTIONS											
-NS06	Non-Skid Glides	32									



TOOaPICNIC // LICENSED FROM TOOtheZOO

ORDERING REQUIREMENTS:

- » Model number
- » Upholstery selection
- » Leg finish
- » Table finish
- » Options, as applicable



2-seat lounge booths: back and arm cushions are loose as standard and may be interchanged to facilitate alternate directional seating.



MODEL NUMBER	PRODUCT SPECIFICATIONS	FABRIC GRADES									
		COM	A	1	2	3	4	5	6	7	8
8520-L 	Two-Seat Lounge Booth, Low Panels W 77 D 27 ¹ / ₂ H 42 ¹ / ₂ Seat Height 18 Inside Seat Width 19 ¹ / ₂ Inside Seat Depth 20 12 yds. 185 lbs.	5998	6454	6754	6934	7246	7582	7882	8194	8482	8818
8520-H 	Two-Seat Lounge Booth, High Panels W 77 D 27 ¹ / ₂ H 50 ¹ / ₂ Seat Height 18 Inside Seat Width 19 ¹ / ₂ Inside Seat Depth 20 14 yds. 199 lbs.	6497	7029	7379	7589	7953	8345	8695	9059	9395	9787

OPTIONS		
-NS06	Non-Skid Glides	32
-ATC01	Back and Arm Cushion Attachment Clips	30

TOOaPICNIC // LICENSED FROM TOOtheZOO

ORDERING REQUIREMENTS:

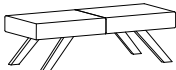
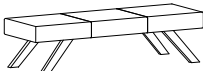
- » Model number
- » Upholstery selection
- » Leg finish
- » Options, as applicable

MODEL NUMBER	PRODUCT SPECIFICATIONS	FABRIC GRADES									
		COM	A	1	2	3	4	5	6	7	8
8510-L 	Single Lounge, Low Panels W 40 D 26 ¹ / ₂ H 42 ¹ / ₂ Seat Height 18 Inside Seat Width 24 ¹ / ₂ Inside Seat Depth 19 ¹ / ₂ 10 yds. 90 lbs.	2529	2909	3159	3309	3569	3849	4099	4359	4599	4879
8510-H 	Single Lounge, High Panels W 40 D 26 ¹ / ₂ H 50 ¹ / ₂ Seat Height 18 Inside Seat Width 24 ¹ / ₂ Inside Seat Depth 19 ¹ / ₂ 12 yds. 103 lbs.	2863	3319	3619	3799	4111	4447	4747	5059	5347	5683
OPTIONS											
-NS06	Non-Skid Glides	32									

TOOaPICNIC // LICENSED FROM TOOtheZOO

ORDERING REQUIREMENTS:

- » Model number
- » Upholstery selection
- » Leg finish
- » Options, as applicable


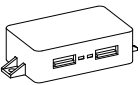
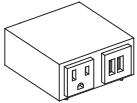
MODEL NUMBER	PRODUCT SPECIFICATIONS	FABRIC GRADES									
		COM	A	1	2	3	4	5	6	7	8
8560 	60" W Bench W 60 D 23 ¹ / ₂ H 17 ¹ / ₂ 2 ³ / ₄ yds. 59 lbs.	1648	1753	1822	1863	1934	2011	2080	2152	2218	2295
8572 	72" W Bench W 72 D 23 ¹ / ₂ H 17 ¹ / ₂ 3 ¹ / ₄ yds. 70 lbs.	2010	2134	2215	2264	2348	2439	2521	2605	2683	2774
OPTIONS											
-NS06	Non-Skid Glides	32									

TOOaPICNIC // LICENSED FROM TOOtheZOO

ORDERING REQUIREMENTS:

- » Power unit model number should follow applicable seating model number.

Note: No hardwire option available for these series

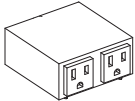
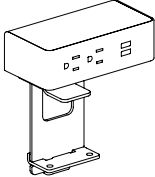
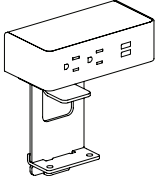
MODEL NUMBER	PRODUCT SPECIFICATIONS	LIST
<p>USB1-B (BLACK FINISH)</p> 	<p>USB Charging Dock 1</p> <ul style="list-style-type: none"> » Available on all single lounge, 60" W bench and 72" W bench models and is mounted below seats » Dimensions: 1" W x 1¹/₄" D x 3³/₄" H » Black finish » 5V DC 2.1A (10.5 watts) USB charging port with blue LED back lighting » 96" electrical cord (only length available) » UL listed » Single lounge models: unit is positioned 4" from right edge as seated. » Benches: affixed to side or front of seating unit. For side placement, unit will be centered. For front placement, please specify left, center or right, as seated. 	111
<p>USB2-B (BLACK FINISH) USB2-W (WHITE FINISH)</p> 	<p>USB Charging Dock 2</p> <ul style="list-style-type: none"> » Available on all single lounge, 60" W bench and 72" W bench models and is mounted below seats » Dimensions: 2¹/₂" W x 1¹/₂" D x 3³/₄" H » Black or white finish » Dual 5V DC 2.1A (10.5 watts) USB charging port with blue LED back lighting » 96" electrical cord (only length available) » UL listed » Single lounge models: unit is positioned 4" from right edge as seated. » Benches: affixed to side or front of seating unit. For side placement, unit will be centered. For front placement, please specify left, center or right, as seated. 	139
<p>MT1-B (BLACK FINISH) MT1-W (WHITE FINISH)</p> 	<p>Mini-Tap 1</p> <ul style="list-style-type: none"> » Available on all single lounge, 60" W bench and 72" W bench models and is mounted below seats » Dimensions: 3" W x 3" D x 1³/₄" H » Black or white finish » One (1) simplex outlet and two (2) USB charging ports » 72" electrical cord (only length available) » UL listed » Single lounge models: unit is positioned 4" from right edge as seated. » Benches: affixed to side or front of seating unit. For side placement, unit will be centered. For front placement, please specify left, center or right, as seated. 	331

TOOaPICNIC // LICENSED FROM TOOtheZOO

ORDERING REQUIREMENTS:

- » Power unit model number should follow applicable seating model number.

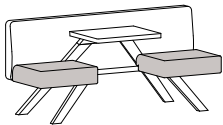
Note: No hardwire option available for these series

MODEL NUMBER	PRODUCT SPECIFICATIONS	LIST
<p>MT2-B (BLACK FINISH) MT2-W (WHITE FINISH)</p> 	<p>Mini-Tap 2</p> <ul style="list-style-type: none"> » Available on all single lounge, 60" W bench and 72" W bench models and is mounted below seats » Dimensions: 3" W x 3" D x 1³/₄" H » Black or white finish » Two (2) simplex outlets » 72" electrical cord (only length available) » UL listed » Single lounge models: unit is positioned 4" from right edge as seated. » Benches: affixed to side or front of seating unit. For side placement, unit will be centered. For front placement, please specify left, center or right, as seated. 	<p>304</p>
<p>PSM-72</p> 	<p>Surface Power Module 1</p> <ul style="list-style-type: none"> » Available on two-seat bench and lounge booths and clamps onto rear center of table » Dimensions: 5" W x 3" D x 1³/₄" H » White finish » Unit features two simplex outlets and dual USB charging ports » 72" electrical cord » UL listed 	<p>331</p>
<p>PSM-120</p> 	<p>Surface Power Module 2</p> <ul style="list-style-type: none"> » Available on two-seat bench and lounge booths and clamps onto rear center of table » Dimensions: 5" W x 3" D x 1³/₄" H » White finish » Unit features two simplex outlets and dual USB charging ports » 120" electrical cord » UL listed 	<p>331</p>

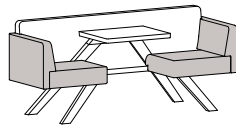
TOOaPICNIC // LICENSED FROM TOOtheZOO

UPHOLSTERY COMBINATIONS:

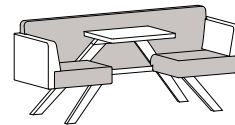
- » **Panel upholstery will always be railroaded.**
- » When combining two COM/COV fabrics, or fabrics with the same grade, add \$95 List per unit.
- » When combining three COM/COV fabrics, or fabrics with the same grade, add \$120 List per unit.
- » When combining different grades of fabric, price will be based on the highest grade specified.
- » Two-tone upholstery examples and yardage requirements for the most common combinations are listed below. Additional combinations available, please contact client services yardage requirements and pricing.
- » Note: Yardage amounts are based on fabric which is plain (i.e. non-directional) and a full 54" wide.
- » Appropriate upholstery code must be included.




Code TP1
Model 8550
COM Requirement
 Seats = $2\frac{3}{4}$ yds.
 Back Panel = $3\frac{3}{4}$ yds.



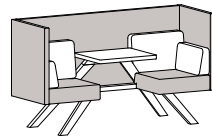
Code TP2
Model 8555
COM Requirement
 Seats & Backrests = $4\frac{1}{2}$ yds.
 Back Panel = $3\frac{1}{4}$ yds.



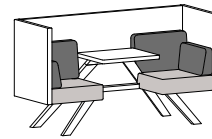
Code TP3
Model 8555
COM Requirement
 Seats & Back Panel = 6 yds.
 Backrests = $2\frac{1}{4}$ yds.




Code TP4
Model 8520-L
COM Requirement
 Seats/Back and Arm
 Cushions = $5\frac{3}{4}$ yds.
 Panels = $8\frac{1}{4}$ yds.




Code TP5
Model 8520-L
COM Requirement
 Seats & Panels = $10\frac{1}{4}$ yds.
 Back and Arm Cushions = $3\frac{1}{4}$ yds.




Code TP6
Model 8520-L
COM Requirement
 Seats = $2\frac{3}{4}$ yds.
 Back and Arm Cushions = $3\frac{1}{4}$ yds.
 Panels = $8\frac{1}{4}$ yds.



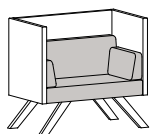
Code TP7
Model 8520-H
COM Requirement
 Seats/Back and Arm
 Cushions = $5\frac{3}{4}$ yds.
 Panels = $8\frac{1}{4}$ yds.



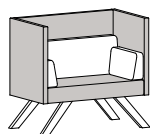
Code TP8
Model 8520-H
COM Requirement
 Seats & Panels = $12\frac{1}{4}$ yds.
 Back and Arm Cushions = $3\frac{1}{4}$ yds.



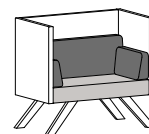
Code TP9
Model 8520-H
COM Requirement
 Seats = $2\frac{3}{4}$ yds.
 Back and Arm Cushions = $3\frac{1}{4}$ yds.
 Panels = $8\frac{1}{4}$ yds.



Code TP10
Model 8510-L
COM Requirement
 Seat/Back and Arm
 Cushions = $4\frac{1}{4}$ yds.
 Panels = $6\frac{1}{4}$ yds.



Code TP11
Model 8510-L
COM Requirement
 Seat & Panels = $8\frac{3}{4}$ yds.
 Back and Arm Cushions = $2\frac{1}{2}$ yds.




Code TP12
Model 8510-L
COM Requirement
 Seats = $2\frac{1}{4}$ yds.
 Back and Arm Cushions = $3\frac{1}{4}$ yds.
 Panels = $6\frac{1}{4}$ yds.


TOOaPICNIC // LICENSED FROM TOOtheZOO

UPHOLSTERY COMBINATIONS:


- » **Panel upholstery will always be railroaded.**
- » When combining two COM/COV fabrics, or fabrics with the same grade, add \$95 List per unit.
- » When combining three COM/COV fabrics, or fabrics with the same grade, add \$120 List per unit.
- » When combining different grades of fabric, price will be based on the highest grade specified.
- » Two-tone upholstery examples and yardage requirements for the most common combinations are listed below. Additional combinations available, please contact client services yardage requirements and pricing.
- » Note: Yardage amounts are based on fabric which is plain (i.e. non-directional) and a full 54" wide.
- » Appropriate upholstery code must be included.



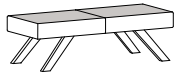
Code TP13
Model 8510-H
COM Requirement
 Seat/Back and Arm
 Cushions = 4¹/₄ yds.
 Panels = 6¹/₂ yds.



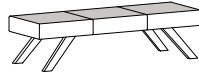
Code TP14
Model 8510-H
COM Requirement
 Seat & Panels = 8³/₄ yds.
 Back and Arm Cushions = 3¹/₄ yds.



Code TP15
Model 8510-H
COM Requirement
 Seat = 2¹/₄ yds.
 Back and Arm Cushions = 3¹/₄ yds.
 Panels = 6¹/₂ yds.



Code TP16
Model 8560
COM Requirement
 Top of Seat = 1³/₄ yds.
 Balance of Bench = 1¹/₄ yds.



Code TP17
Model 8572
COM Requirement
 Top of Seat = 2 yds.
 Balance of Bench = 1¹/₂ yds.