

SAVINA LOUNGE + MODULAR // DESIGNED BY RAINLIGHT

Please note that effective April 15th, 2022, a 9% surcharge will be applied to the net subtotal on all orders.



PRODUCT FEATURES/SPECIFICATIONS:

- » Single, two-seat, three-seat and love seat models.
- » Die-cast aluminum legs, with 10¹/₂" leg height clearance, available in standard and premium metal finishes.
- » Legs feature adjustable glides as standard for leveling purposes.
- » Maximum weight capacity is 350 lbs. for lounge chairs (per seat) and 700 lbs. for love seat.
- » All dimensions are nominal.

STANDARD METAL LEG FINISHES:

- » #06 Charcoal Grey
- » #90 Metallic Silver
- » #92 Polished Aluminum
- » #95 Satin Black

PREMIUM METAL LEG FINISHES:

- » #07 Gold Shimmer
- » #08 Penny
- » #09 Brown Sugar
- » #83 Metallic Champagne
- » #94 Cotton
- » #140 Oasis
- » #141 Mint
- » #142 Mercury
- » #143 Canary
- » #150 Stone

CONNECTING TABLE SPECIFICATIONS:

- » Inline, corner and end tables available in ash veneer, laminate or Corian.
- » 3" table thickness.
- » All standard and custom wood finishes available.
- » For custom wood finishes, please add \$400 List per color per order.
- » For veneer tops, edge finish will always match top finish color, unless otherwise specified.
- » For standard laminates, refer to Standard Finish Card. Laminate top features laminate self edge.
- » For custom laminates, add \$500 List per color per order. Pre-approval required, please contact client services.
- » Corian top is 1/2" thick and includes a 1/8" reveal. Finish selection for table body must be specified.
- » Mounting hardware included.

CORIAN® COLORS:

- » Designer White
- » Linen
- » Rain Cloud
- » Witch Hazel

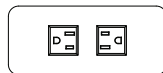
SAVINA LOUNGE + MODULAR // DESIGNED BY RAINLIGHT

TABLE TOP POWER UNITS:

- » Available on all connecting table tops with standard placement as centered, 5" from the rear.
- » Black, metallic silver or white finish with matching outlets and 108" electrical cord (no hardwire option available for this series).
- » UL listed.



PB1
5³/₄" W x 2¹/₂" D
One outlet and two USB charging ports



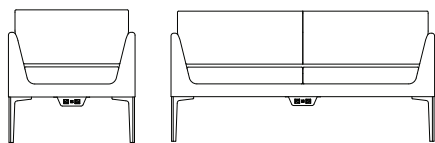
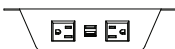
PB2
5³/₄" W x 2¹/₂" D
Two outlets



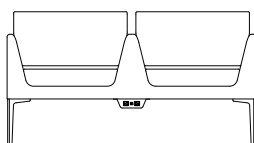
PB3
6¹/₂" W x 2¹/₂" D
Two outlets and two USB charging ports

UNDER-SEAT PLACEMENT POWER UNIT:

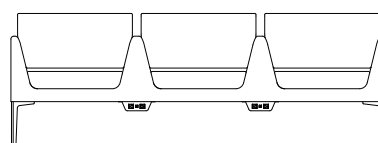
- » SPB3 unit available on all seating models.
- » Dimensions: 6¹/₂" W x 4" D x 2" H.
- » Features two white outlets and two USB charging ports inside custom housing unit. Black outlets available upon request.
- » Housing unit available in metallic silver or white finish with 108" electrical cord (no hardwire option available for this series).
- » UL listed.
- » Standard placement locations are as follows:



Individual models - center placement as standard



Two-seat model - below center arm placement as standard



Three-seat model - below shared arms, please specify location (left or right, as facing)

MODULAR ARRANGEMENTS:

- » Optional ganging bracket available. One bracket connects two units together.
- » Field assembly required.




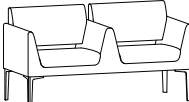

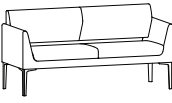
ORDERING REQUIREMENTS:

- » Model number
- » Metal leg finish
- » Upholstery selection
- » Options, as applicable

SAVINA LOUNGE + MODULAR // DESIGNED BY RAINLIGHT

ORDERING REQUIREMENTS:

- » Model number
- » Metal leg finish
- » Upholstery selection
- » Options, as applicable

MODEL NUMBER	PRODUCT SPECIFICATIONS	FABRIC GRADES										LEATHER	
		COM	A	1	2	COL		3	4	5	6	7	8
5401 	% Single Lounge W 28 ¹ / ₂ D 25 H 30 ¹ / ₂ Seat Height 17 ¹ / ₂ Inside Seat Width 22 Inside Seat Depth 19 Arm Height 24 ³ / ₄ 3 yds. 55 lbs. COL 60 sq. ft.	1634	1748	1823	1868	1946	2030	2105	2183	2255	2339	2699	2969
5402 	Two-Seat Lounge W 56 D 25 H 30 ¹ / ₂ Seat Height 17 ¹ / ₂ Inside Seat Width 22 Inside Seat Depth 19 Arm Height 24 ³ / ₄ 5 ¹ / ₂ yds. 94 lbs. COL 110 sq. ft.	2462	2671	2809	2891	3034	3188	3326	3469	3601	3755	4415	4910
5403 	Three-Seat Lounge W 83 D 25 H 30 ¹ / ₂ Seat Height 17 ¹ / ₂ Inside Seat Width 22 Inside Seat Depth 19 Arm Height 24 ³ / ₄ 7 ¹ / ₂ yds. 135 lbs. COL 150 sq. ft.	3289	3574	3762	3874	4069	4279	4467	4662	4842	5052	5952	6627
5404 	% Love Seat W 60 D 25 H 30 ¹ / ₂ Seat Height 17 ¹ / ₂ Inside Seat Width 53 ¹ / ₂ Inside Seat Depth 19 Arm Height 24 ³ / ₄ 5 yds. 80 lbs. COL 100 sq. ft.	2364	2554	2679	2754	2884	3024	3149	3279	3399	3539	4139	4589

OPTIONS		
-PF02	Premium Finish	88
-NS04	Non-Skid Glides	21
UNDER-SEAT PLACEMENT ONLY		
-SPB3-S	Power Band 3 (dual power, two USB), Silver	635
-SPB3-W	Power Band 3 (dual power, two USB), White	635
GC08 (ordered separately)	Ganging Connector	80

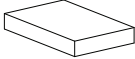
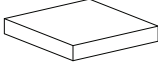
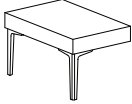
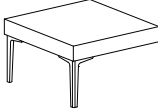
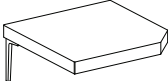
% = Available on quick-ship program (standard finishes only).

SAVINA LOUNGE + MODULAR // DESIGNED BY RAINLIGHT

ORDERING REQUIREMENTS:

- » Model number
- » Table finish
- » Metal leg finish, as applicable
- » Options, as applicable

Note: For Corian top, finish selection for table body must be specified.

MODEL NUMBER	PRODUCT SPECIFICATIONS	TABLE TOP FINISH	
		VENEER OR LAMINATE	CORIAN (-CO)
5415-15 	15" Wide Inline Table W 15 D 23 20 lbs.	811	1444
5415-22 	22" Wide Inline Table W 22 D 23 22 lbs.	1003	1629
5416-15 	15" End Inline Table W 15 D 23 25 lbs.	937	1565
5416-22 	22" End Inline Table W 22 D 23 27 lbs.	1128	1751
5417 	Corner Table W 28 D 28 ^{1/2} 45 lbs.	1390	2376

OPTIONS

TABLE TOP PLACEMENT


-PB1	Power Band 1 (1 Power, 1 Data)	475
-PB2	Power Band 2 (Dual Power)	382
-PB3	Power Band 3 (Dual Power, 2 USB)	497
-PF02	Premium Finish	88
-NS01	Non-Skid Glides (per corner table)	6
-NS02	Non-Skid Glides (per end table)	11

Note: for power band faceplate, please specify black (-B), metallic silver (-S) or white (-W) finish.

SAVINA LOUNGE + MODULAR // DESIGNED BY RAINLIGHT


UPHOLSTERY COMBINATIONS:

- » When combining two COM/COV/COL fabrics, or fabrics with the same grade, add \$95 List per unit.
- » When combining three COM/COV/COL fabrics, or fabrics with the same grade, add \$120 List per unit.
- » When combining different grades of fabric, price will be based on the highest grade specified.
- » Two-tone upholstery examples and yardage requirements for the most common combinations are listed below. Additional combinations available, please contact client services for yardage requirements and pricing.
- » Note: Yardage amounts are based on fabric which is plain (i.e. non-directional) and a full 54" wide.
- » Appropriate upholstery code must be included.




Code SV1

Model COM Requirement
5401 Seat Cushion Only = 1¹/₄ yds.
Balance of Chair = 2 yds.




Code SV2

Model COM Requirement
5401 Back Cushion Only = 1 yd.
Balance of Chair = 2¹/₄ yds.



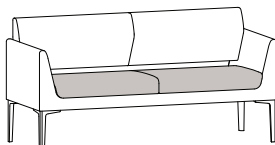
Code SV3

Model COM Requirement
5401 Seat and Back Cushion = 1¹/₂ yds.
Balance of Chair = 1¹/₂ yds.



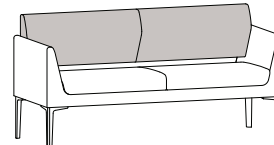
Code SV4

Model COM Requirement
5401 Seat Cushion & Inside Arm Panels = 1¹/₄ yds.
Balance of Chair = 1³/₄ yds.



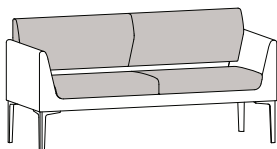
Code SV5

Model COM Requirement
5404 Seat Cushion Only = 2¹/₄ yds.
Balance of Love Seat = 3¹/₂ yds.



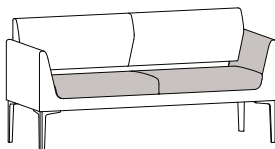
Code SV6

Model COM Requirement
5404 Back Cushion Only = 2 yds.
Balance of Love Seat = 3¹/₄ yds.



Code SV7

Model COM Requirement
5404 Seat and Back Cushion = 4 yds.
Balance of Love Seat = 2 yds.



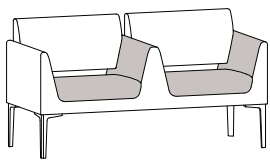
Code SV8

Model COM Requirement
5404 Seat Cushion & Inside Arm Panels = 2¹/₄ yds.
Balance of Love Seat = 3¹/₂ yds.

SAVINA LOUNGE + MODULAR // DESIGNED BY RAINLIGHT

UPHOLSTERY COMBINATIONS:

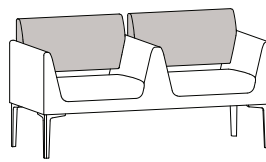
- » When combining two COM/COV/COL fabrics, or fabrics with the same grade, add \$95 List per unit.
- » When combining three COM/COV/COL fabrics, or fabrics with the same grade, add \$120 List per unit.
- » When combining different grades of fabric, price will be based on the highest grade specified.
- » Two-tone upholstery examples and yardage requirements for the most common combinations are listed below. Additional combinations available, please contact client services for yardage requirements and pricing.
- » Note: Yardage amounts are based on fabric which is plain (i.e. non-directional) and a full 54" wide.
- » Appropriate upholstery code must be included.



Code SV10

Model COM Requirement

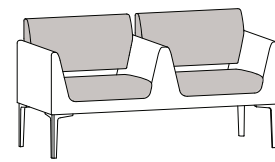
5402 Seat Cushion & Inside Arm Panels = $2\frac{3}{4}$ yds.
Balance of Unit = 3 yds.



Code SV11

Model COM Requirement

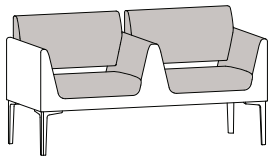
5402 Back Cushions = $1\frac{3}{4}$ yds.
Balance of Unit = 4 yds.



Code SV12

Model COM Requirement

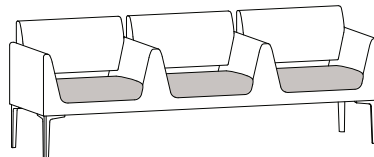
5402 Seat & Back Cushions = $2\frac{1}{2}$ yds.
Balance of Unit = 3 yds.



Code SV13

Model COM Requirement

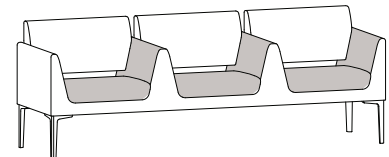
5402 Seat Cushions, Back Cushions
& Inside Arm Panels = $3\frac{3}{4}$ yds.
Balance of Unit = $1\frac{3}{4}$ yds.



Code SV14

Model COM Requirement

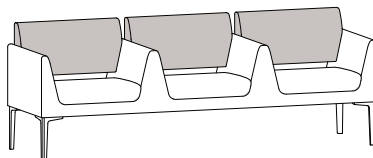
5403 Seat Cushions = $2\frac{1}{2}$ yds.
Balance of Unit = 5 yds.



Code SV15

Model COM Requirement

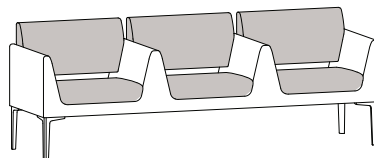
5403 Seat Cushion & Inside Arm Panels = 4 yds.
Balance of Unit = 4 yds.



Code SV16

Model COM Requirement

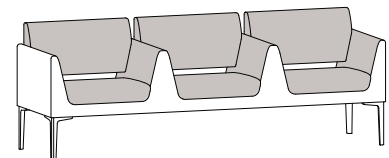
5403 Back Cushions = 2 yds.
Balance of Unit = $5\frac{1}{2}$ yds.



Code SV17

Model COM Requirement

5403 Seat & Back Cushions = $4\frac{1}{4}$ yds.
Balance of Unit = $3\frac{1}{2}$ yds.



Code SV18

Model COM Requirement

5403 Seat Cushions, Back Cushions
& Inside Arm Panels = $5\frac{1}{2}$ yds.
Balance of Unit = $2\frac{1}{4}$ yds.