



# Orbit

motion-lounge, lounge, collaborative,  
lobby, executive guest, conference

featured image: 928-5OAK-GR 1 (GRAPH ALPINE)

## features

**Breadth of Line:** soft seating chair and ottomans (Chico & Luna,pg 115).

**Designer Shape:** stylish round shape with integrated arms.

**Upholstery:** option to upholster the seat and back in two different textiles.

**Control Mechanisms:** choices include motion-lounge rock (back-and-forth rocking movement), sway (side-to-side swaying movement) & 360 degree swivel.

**Bases:** gorgeous wood, polished or black matte 4-leg bases, 5-star swivel bases, a polished disk base and fixed x-bases in black and silver finishes.

**Via Seating's comfort foam:** a proprietary blend of high-density, injection-molded, closed-cell, cold-cured foam so durable and lasting it is backed by Via Seating's 12 year warranty.

|   |
|---|
| QUICK SHIP MANUFACTURING TIME   |
| 2 chairs/48 hours.  |
| HIGHEST WEIGHT CAPACITY   |
| 300 lb.   |
| WARRANTY  |
| 6 years.  |
| GSA (CONTRACT #: GS-28F-005CA)  |
| Yes, SIN# 33721.  |
| SPEC THIS SERIES ON   |
|      |
| SUSTAINABILITY CERTS & INITIATIVES  |
|      |



### design by Studio V

Studio V creates modern, sophisticated and original seating solutions that are ergonomic, beautiful and sustainable. This team of engineers, sustainability experts and designers is based in Reno, Nevada. Studio V develops products using a prototyping lab, the latest in 3D modeling software and a materials testing center.

LOWEST PRICED MODEL: \$1,236


GSA SIN #: 33721 Office Furniture | MANUFACTURED IN U.S.A

## QUICK SHIP SCHEDULES

Code is listed in the starting model. Deviations from this are listed where they occur.

| CODE | # MADE | DETAILS                            |
|------|--------|------------------------------------|
| 2    | 2/48   | 2 Chairs manufactured in 48 hours. |
| 📞    | CALL   | FOR LEAD TIME: 1-800-433-6614      |

### 1. CHOOSE YOUR STARTING LIST BASE MODEL.




|                       |   |
|-----------------------|---|
| PART #                | 2 928   |
| STARTING LIST PRICE   | \$1,236   |
| IMAGE                 |  |
| STARTING MODEL #      | 928-69C-18BB-16HP-GR A  |
| COM   COL SEAT ONLY   | 1 yd   9 sq ft  |
| COM   COL BACK ONLY   | 1.75 yd   28 sq ft  |
| COM   COL WHOLE CHAIR | 2.75 yd   37 sq ft  |

### 2. DO YOU WANT A FIXED SEAT?

|         |   |
|---------|---|
| PART #  | -FXD  |
| PRICE   | +\$190  |
| DETAILS | The Standard seat is a clean out and removable velcro attached seat. Upcharge is for a permanent, fixed seat. |

### 3. CHOOSE YOUR BASE TYPE.

#### DO YOU WANT A LOUNGE BASE WITH FIXED HEIGHT & SWIVEL?

| PART#  | PRICE  | IMAGE   | DETAILS   |
|--------|--------|---|---|
| -33POL | +\$227 |    | Standard polished 4-leg fixed height aluminum base. |
| -33BLK | +\$227 |  | Matte black 4-leg fixed height aluminum base.       |
| -3DISK | +\$511 |  | Brushed steel disk base.                            |

#### 3a. CHOOSE YOUR MOTION-LOUNGE CONTROL.





| PART#   | PRICE  | DETAILS            | MAX WEIGHT |
|---------|--------|--------------------|------------|
| -69C    | +\$0   | 360 degree Swivel. | 300 lb.    |
| -69C-SF | +\$31  | No swivel.         | 300 lb.    |
| -70C    | +\$190 | Rock.              | 300 lb.    |
| -69C    | +\$0   | 360 degree Swivel. | 300 lb.    |
| -69C-SF | +\$31  | No swivel.         | 300 lb.    |
| -70C    | +\$190 | Rock.              | 300 lb.    |
| -69C    | +\$0   | 360 degree Swivel. | 300 lb.    |
| -69C-SF | +\$31  | No swivel.         | 300 lb.    |
| -70C    | +\$190 | Rock.              | 300 lb.    |

#### 3b. CHOOSE YOUR GAS LIFT FUNCTIONALITY.

| WORKS WITH  | PART# | PRICE | DETAILS               |
|-------------|-------|-------|-----------------------|
| -69C & -70C | -SO   | +\$0  | Non return-to-center. |
|             | -SR   | +\$31 | Return-to-center.     |
|             | -SO   | +\$0  | Non return-to-center. |
| -69C & -70C | -SO   | +\$0  | Non return-to-center. |
|             | -SR   | +\$31 | Return-to-center.     |
|             | -SO   | +\$0  | Non return-to-center. |
| -69C & -70C | -SO   | +\$0  | Non return-to-center. |
|             | -SR   | +\$31 | Return-to-center.     |

NOTE: Cylinder colors match base finish.

#### DO YOU WANT A COMPLETELY FIXED LOUNGE BASE (NO MOTION)?




| PART# | PRICE  | IMAGE   | DETAILS   | MAX WEIGHT |
|-------|--------|---|---|------------|
| -21XB | +\$322 |  | Wire frame fixed-height x base with a matte black finish.           | 300 lb.    |
| -21XS | +\$373 |  | Wire frame fixed-height x base with a powder-coated silver finish.  | 300 lb.    |
| -5WAL | +\$440 |  | Low profile 4-leg fixed-height wood base with a walnut wood finish. | 300 lb.    |
| -5OAK | +\$440 |  | Low profile 4-leg fixed-height wood base with an oak wood finish.   | 300 lb.    |

#### 3a. DO YOU WANT TO ADD A FELT GLIDE?




| PART# | PRICE | DETAILS      |
|-------|-------|--------------|
| -FELT | +\$24 | Felt glides. |
| -FELT | +\$24 | Felt glides. |

FIND MORE BASE OPTIONS ON THE FOLLOWING PAGE. →

DO YOU WANT A 5-STAR SWIVEL BASE WITH ADJUSTABLE HEIGHT? 3a. CHOOSE YOUR MOTION-LOUNGE CONTROL.

| PART# | PRICE  | IMAGE   | DETAILS  | PART# | PRICE | DETAILS            | MAX WEIGHT |
|-------|--------|---|--|-------|-------|--------------------|------------|
| -18BB | +\$0   |  | Standard black nylon 5-star swivel base with height adjustment handle. | -69C  | +\$0  | 360 degree Swivel. | 300 lb.    |
| -18PB | +\$139 |  | Polished aluminum 5-star swivel base with height adjustment handle.    | -69C  | +\$0  | 360 degree Swivel. | 300 lb.    |
| -18BA | +\$139 |  | Brushed aluminum 5-star swivel base with height adjustment handle.     | -69C  | +\$0  | 360 degree Swivel. | 300 lb.    |

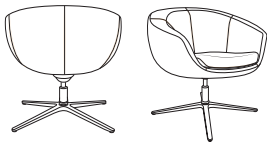
3b. CHOOSE YOUR CASTERS OR GLIDES.

| PART#  | PRICE | IMAGE   | DETAILS  |
|--------|-------|---|--|
| -16HP  | +\$0  |  | Standard black carpet casters.                                 |
| -16SCG | +\$35 |  | Two-toned black with grey soft rubber tread all floor casters. |
| -16GL  | +\$35 |  | Black all floor glides.  |

3c. DO YOU WANT TO ADD SAFETY-BRAKE CASTERS?

| USE WITH       | PART# | PRICE | DETAILS  |
|----------------|-------|-------|--|
| -16HP & -16SCG | -SL1  | +\$35 | Reverse-locking weight activated safety casters. |

4. DO YOU WANT TO ADD EMPHASIZED STITCH?

| PART #  | -CTS  |
|---|---|
| PRICE   | +\$0  |
| IMAGE SHOWING CONTRASTING STITCH LINES BOLDED |  |
| NOTE  | Standard thread color is a tonal match to the textile(s) selected.                |


4a. CHOOSE YOUR EMPHASIZED STITCH THREAD COLOR.

| PART#   | -03   | -05   | -04   | -06   | -07   | -09   | -08   | -10   |
|---------|---|---|---|---|---|---|---|---|
| PRICE   | +\$0  | +\$0  | +\$0  | +\$0  | +\$0  | +\$0  | +\$0  | +\$0  |
| IMAGE   |  |  |  |  |  |  |  |  |
| DETAILS | Black thread.   | Grey thread.  | White thread.   | Cream thread.   | Chocolate thread.   | Blue thread.  | Red thread.   | Yellow thread.  |

5. ADD YOUR TEXTILE GRADE(S).

| PART # | PRICE (DEPENDS ON FABRIC GRADE SELECTED)  |       |        |        |        |        |        |        |         |         | DETAILS      |
|--------|---|-------|--------|--------|--------|--------|--------|--------|---------|---------|--------------|
|        | A   | B     | 1/COM  | 2      | 3/COL  | 4      | 5      | 6      | 7       | 8       |              |
| 928    | +\$0  | +\$75 | +\$154 | +\$266 | +\$387 | +\$516 | +\$694 | +\$888 | +\$1207 | +\$1574 | Orbit chair. |
| NOTE   | Must include mill, pattern and colorway listed after your grade choice in your model #. For COM/COL see pg. 17. We are happy to supply yardage requirement quotes for large quantity chair orders, as material efficiencies may be realized. Please call 1-800-433-6614 or email your client accounts specialist found here <a href="https://viaseating.com/representatives/">https://viaseating.com/representatives/</a> for assistance. |       |        |        |        |        |        |        |         |         |              |

5a. DO YOU WANT TWO-TONE UPHOLSTERY? IF YES, PLEASE LIST YOUR TEXTILES IN THIS ORDER:

| UPHOLSTERY LAYOUT   | ORDER | DETAILS TO ADD TO YOUR MODEL # | IMPORTANT NOTES   | PRICING NOTE  |
|---|-------|--------------------------------|---|---|
|  | 1     | SEAT (MILL PATTERN COLORWAY)   | Includes seat.  | Two-tone upholstery uses the highest grade of the two textiles. |
|   | 2     | BACK (MILL PATTERN COLORWAY)   | Includes front & back side of backrest or, in other words, all upholstered parts, but the seat. |   |

FIND A QUOTING GUIDE ON THE FOLLOWING PAGE. →

## BUILD YOUR MODEL

| STEP #  | INSTRUCTIONS   | PART # | LIST PRICE |
|---|--|--------|------------|
| 1   | STARTING LIST BASE MODEL.  |        |            |
| 2   | OPTIONAL FIXED SEAT.   |        |            |
| 3   | BASE.  |        |            |
| 3a  | MOTION-LOUNGE CONTROL.   |        |            |
| 3b  | <u>LOUNGE BASES WITH SWIVEL</u> : GAS LIFT FUNCTIONALITY.  |        |            |
| 3a  | <u>21XS &amp; 21XB</u> : OPTIONAL FELT GLIDES.   |        |            |
| 3b  | <u>SWIVEL BASES</u> : CASTER OR GLIDES.  |        |            |
| 3c  | <u>16HP &amp; 16SCG</u> : OPTIONAL SAFETY BRAKE FOR CASTERS.   |        |            |
| 4   | OPTIONAL EMPHASIZED STITCH.  |        |            |
| 4a  | EMPHASIZED STITCH THREAD COLOR.  |        |            |
| UPHOLSTERY LAYOUT: CHOOSE 4 OR 4a, CHOOSING HIGHEST GRADE FOR LIST PRICE. |  |        |            |
| 5   | SINGLE TEXTILE STANDARD: ADD GRADE, THEN ADD:<br>- (MILL PATTERN COLORWAY)   |        |            |
|   | THREE-TONE UPHOLSTERY OPTION: ADD GRADE, THEN ADD:<br>- SEAT (MILL PATTERN COLORWAY)<br>- INNER BACK (MILL PATTERN COLORWAY)<br>- OUTER BACK (MILL PATTERN COLORWAY) |        |            |
| PACKAGING:  |  |        |            |
| 6   | STANDARD SHIPPING:<br><u>LOUNGE BASES</u> : CHAIRS SHIP FULLY ASSEMBLED.<br><u>SWIVEL BASES</u> : CHAIRS SHIP 95% ASSEMBLED. NO TOOLS REQUIRED.                      |        |            |
|   |  |        |            |
| FINAL MODEL NUMBER & TOTAL LIST:  |  |        |            |

## OR SPEC IT THE EASY WAY

**spec it!** Design your perfect chair on Spec It!  
by Via Seating [www.viaseating.com/spec-it](http://www.viaseating.com/spec-it)



**specified model #:**  
928-50AK-GR 1 (GRAPH ALPINE)

## FAQ

1. Can I apply my own thread color in the Emphasized Stitch program?

Yes. Please note, lead time on chairs with custom thread colors can take up to 6 weeks from time of order confirmation depending on the complexity and availability of the thread color specified. Conditions may apply. Please contact us at 1-800-433-6614 for more information.

2. Can I apply my own color to any of the bases?

Yes. Minimums apply. Additional pricing and conditions apply. Please contact us at 1-800-433-6614 for more information.

3. What is the best way to maximize on my motion-lounge experience?

For maximum comfort, Via Seating recommends pairing the motion experience: rocking with 360 degree swivel (**70C**) with a lounge ottoman.

4. Can I get a fixed seat?

Yes. Please see option 2.

## DIMENSIONS & FINISHES

Dimensions and finishes can be found online. Studio V, Via Seating's engineering design team, continuously updates and works with its partners to update Via Seating products to the latest industry advances and to customer feedback. Dimensions, finishes & resources are made available online to allow for real-time updates with the most current data.

Find Orbit information at [viaseating.com/series/orbit-chair](http://viaseating.com/series/orbit-chair) or scan the QR code to the right →



QR CODE