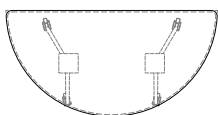


FLIRT® MULTI-PURPOSE MEETING TABLES // DESIGNED BY 5D STUDIO

Please note that effective April 15th, 2022, a 9% surcharge will be applied to the net subtotal on all orders.



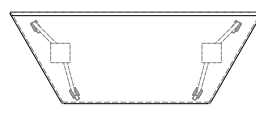
TABLE TOP FEATURES/SPECIFICATIONS:



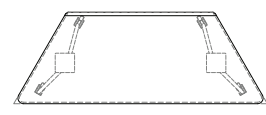
Half-Round



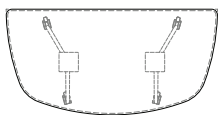
Rectangle



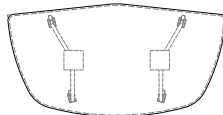
Trapezoid - Long Side



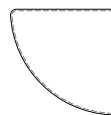
Trapezoid - Short Side



Radiused End




Video Conference End




Corner

- » Fixed and flip-up tables available in half-round, rectangle, trapezoid, radiused end and video conference end top shape options.
- » Corner table is fixed only (for connecting purposes, no base attached). Connecting plates included.
- » Flip-up tables feature a single-lever release mechanism for quick and easy set-up and storage.
- » Table tops offered in maple, walnut and white oak veneer, as well as laminate selections.
- » All standard wood finishes, excluding #26 Ebony Maple, available on selected wood species.
- » For custom wood finishes, please add one-time upcharge of \$400 List per color per order.
- » Laminate tops available in all standard laminates, refer to Standard Finish Card.
- » For custom laminates, add \$500 List per color per order. Pre-approval required, please contact client services.
- » Unless specified, wood grain direction will run lengthwise on all tables.

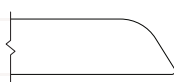
TABLE EDGE FEATURES:



Eased (ES)



Beveled (BV)



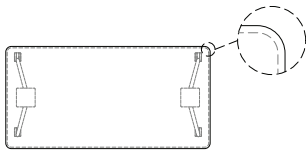
Waterfall (WF)

- » All edges are 1" thick.
- » Eased and Beveled edge styles available on all tables.
- » Waterfall edge available on rectangle and trapezoid tables. Available on one or two sides, with Beveled edge featured on remaining sides.

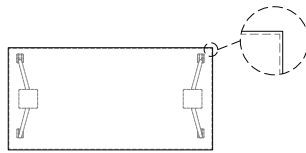
FLIRT® MULTI-PURPOSE MEETING TABLES // DESIGNED BY 5D STUDIO

TABLE EDGE FEATURES/SPECIFICATIONS CONTINUED:

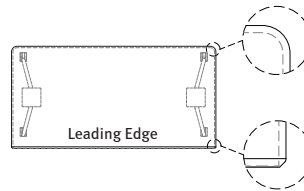
- » Eased and Beveled edge finish will match veneer or standard wood grain laminate table top finish color, unless otherwise specified.
- » For standard solid color laminates, Eased and Beveled edge will be natural exposed plywood with a clear coat finish, as standard.
- » For waterfall edge finish, laminate tops are post-formed to deliver a seamless finish from the top surface to the edge underside.



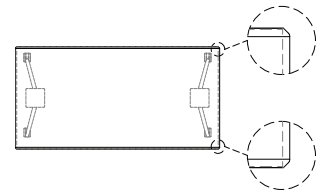
Beveled edge tables will have radiused corners



Eased edge tables will have 90-degree corners



One-sided waterfall edge tables will have 90-degree corner on leading edge and radiused corner on opposing side



Two-sided waterfall edge tables will have 90-degree corners on all sides

BASE FEATURES/SPECIFICATIONS:

- » Die-cast aluminum legs available in standard and premium metal finishes.
- » Interior leg column features removable cover for vertical wire management.
- » Mobile version standard with 4 locking chrome casters that are suitable for carpet and hard-surface floors.
- » Glides presented in chrome finish and are non-adjustable.
- » Non-skid glides available for hard-surface floors.
- » Fixed top tables 78" in length and greater, as well as all 42" high tables, feature a stretcher bar for added stability. Stretcher bar will match leg finish as standard, unless otherwise specified.
- » Edge mount bases are positioned 3" from table edge for additional leg space. Available on rectangle and trapezoid top shapes only.
- » Inset mount bases are positioned 15" from table edge to provide seating on all sides.

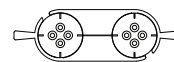
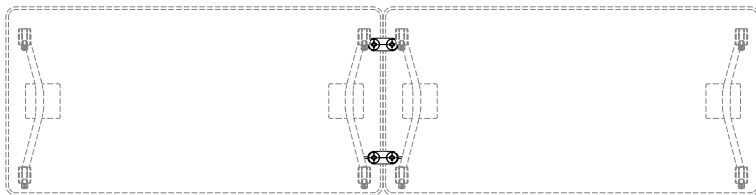
STANDARD METAL LEG FINISHES:

- » #06 Charcoal Grey
- » #90 Metallic Silver
- » #92 Polished Aluminum
- » #95 Satin Black

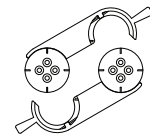
PREMIUM METAL LEG FINISHES:

- » #07 Gold Shimmer
- » #08 Penny
- » #09 Brown Sugar
- » #83 Metallic Champagne
- » #94 Cotton
- » #140 Oasis
- » #141 Mint
- » #142 Mercury
- » #143 Canary
- » #150 Stone

CONNECTING TABLE MECHANISM FEATURES:



Ganging mechanism, locked
(2 units above are included per set).

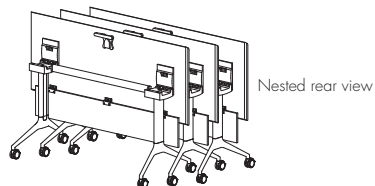
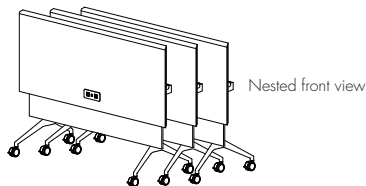
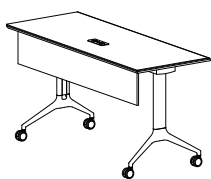


Ganging mechanism, unlocked.

- » Ordered separately, ganging mechanism comes two per set to connect two tables together (end-to-end, side-to-side, end-to-side, etc.).
- » Please include layout drawings or sketch with each order to ensure proper ganging bracket placement location.

FLIRT® MULTI-PURPOSE MEETING TABLES // DESIGNED BY 5D STUDIO

MODESTY PANEL PRODUCT FEATURES:



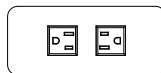
- » 8" high x 1/2" thick panels available on fixed or flip-up rectangle and trapezoid tables.
- » Offered in maple, walnut and white oak, in all standard and custom wood finishes, as well as laminate selections.
- » Panels specified with veneer or standard wood grain laminate, edge finish will match, unless otherwise specified.
- » Panels specified with standard solid color laminates, edge finish will be natural exposed plywood with a clear coat finish, as standard.
- » Finish is applied to both sides of modesty panel.
- » Panels flip downward when applied to flip-up tables to maintain nesting capability.
- » In-field installation required.

POWER UNITS:

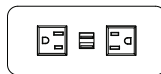
- » Available on all flip-up and fixed tables, excluding corner connecting tables.
- » Black, metallic silver or white finish with 108" electrical cord (no hardwire option available for this series).
- » UL listed.



PB1
5³/₄" W x 2¹/₂" D
One outlet and two USB charging ports



PB2
5³/₄" W x 2¹/₂" D
Two outlets



PB3
6¹/₂" W x 2¹/₂" D
Two outlets and two USB charging ports

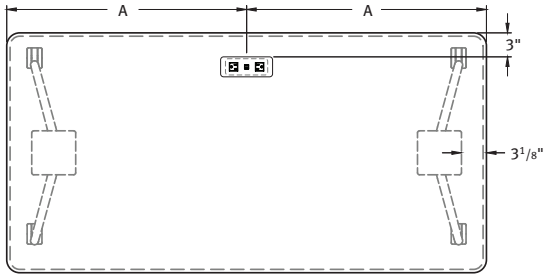
- » Clips for horizontal wire management affixed to underside of table tops for convenient accessibility (included only when power is specified).
- » Note: Power units not available on tables with modesty panels and inset mount legs.
- » **For daisy chain requirements and pricing, please refer to pages 6-8.**

ORDERING REQUIREMENTS:

- » Model number
- » Wood species
- » Wood finish
- » Edge detail
- » Leg placement
- » Metal leg finish
- » Options, as applicable

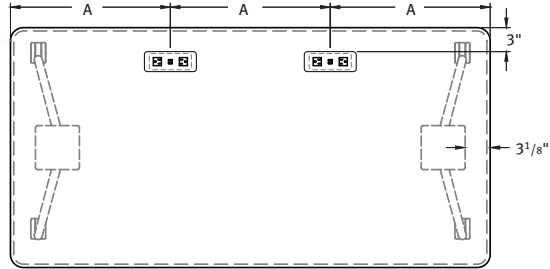
FLIRT® MULTI-PURPOSE MEETING TABLES // DESIGNED BY 5D STUDIO

POWER UNIT STANDARD LOCATIONS (FOR CUSTOM PLACEMENT, PLEASE CONTACT CLIENT SERVICES):



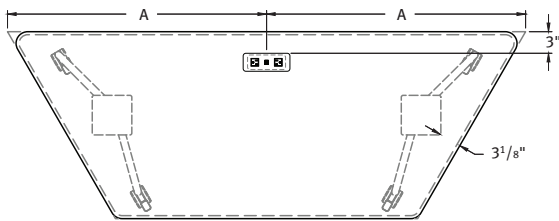
Rectangle Table - 1 Power Unit

LENGTH	A
48"	24"
60"	30"
66"	33"
72"	36"
78"	39"
84"	42"



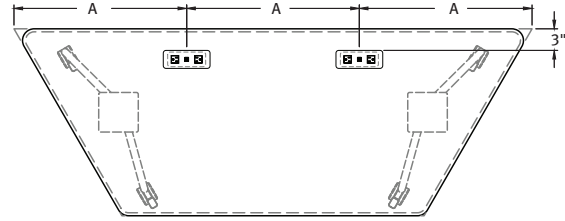
Rectangle Table - 2 Power Units

LENGTH	A
48"	16"
60"	20"
66"	22"
72"	24"
78"	26"
84"	28"



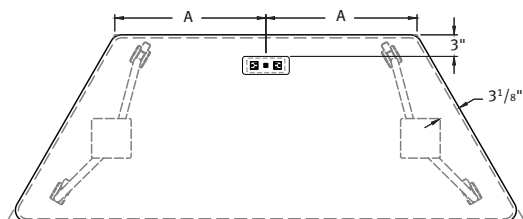
Trapezoid Table, Long Side - 1 Power Unit

LENGTH	A
48"	24"
60"	30"
72"	36"



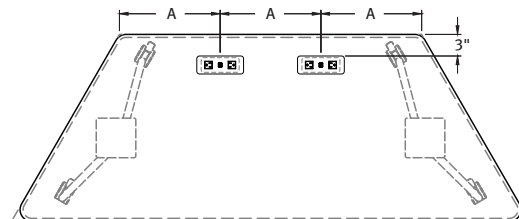
Trapezoid Table, Long Side - 2 Power Units

LENGTH	A
48"	16"
60"	20"
72"	24"



Trapezoid Table, Short Side - 1 Power Unit

LENGTH	A
48"	12"
24" x 60"	18"
30" x 60"	15"
72"	21"

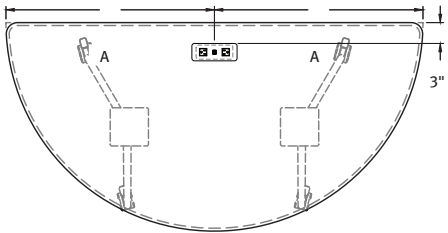


Trapezoid Table, Short Side - 2 Power Units

LENGTH	A
48"	8"
24" x 60"	12"
30" x 60"	10"
72"	14"

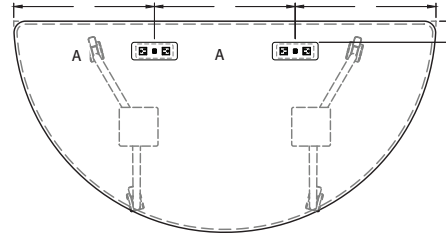
FLIRT® MULTI-PURPOSE MEETING TABLES // DESIGNED BY 5D STUDIO

POWER UNIT STANDARD LOCATIONS (FOR CUSTOM PLACEMENT, PLEASE CONTACT CLIENT SERVICES):



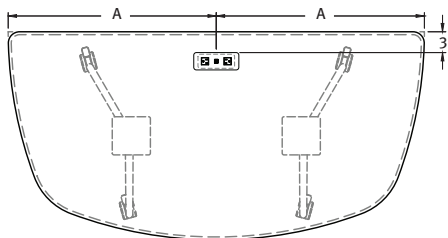
Half-Round Table - 1 Power Unit

LENGTH	A
48"	24"
60"	30"
72"	36"



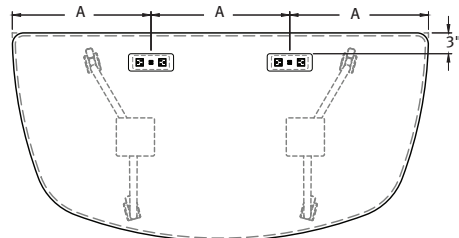
Half-Round Table - 2 Power Units

LENGTH	A
48"	16"
60"	20"
72"	24"



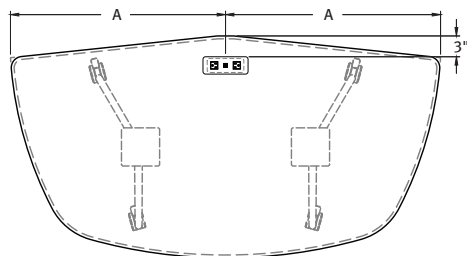
Radiused End Table - 1 Power Unit

LENGTH	A
48"	24"
60"	30"
72"	36"



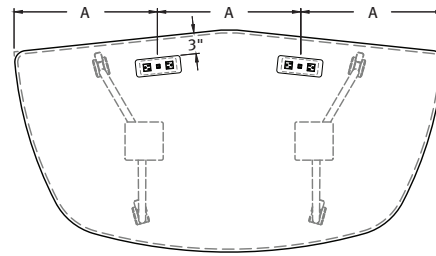
Radiused End Table - 2 Power Units

LENGTH	A
48"	16"
60"	20"
72"	24"



Video Conference End Table - 1 Power Unit

LENGTH	A
48"	25"
60"	31"
72"	37"



Video Conference End Table - 2 Power Units

LENGTH	A
48"	16.67"
60"	20.67"
72"	24.67"

FLIRT® MULTI-PURPOSE MEETING TABLES // DESIGNED BY 5D STUDIO

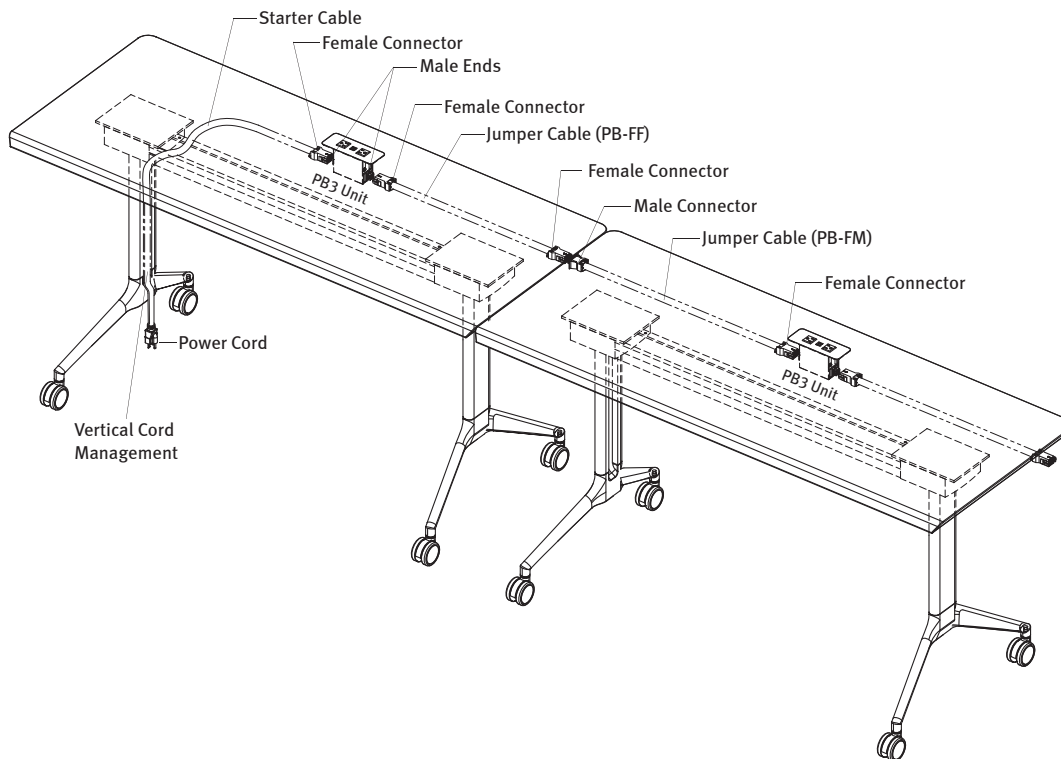
GROMMET:



- » Available on all flip-up and fixed tables, excluding corner connecting table.
- » Dimensions: 2" outer diameter x 1⁵/₈" inner diameter x ⁵/₈" deep.
- » ⁵/₈" cord slot.
- » Available in black and chrome finishes.
- » Please specify location on table surface.

DAISY CHAIN ELECTRICAL SPECIFICATIONS:

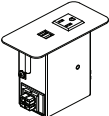
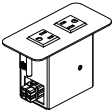
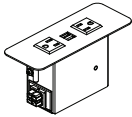
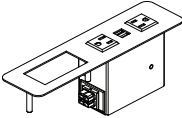


- » Daisy chain units are required for end-to-end or ganging connections, as well as when two electrical units are specified on one top.
- » To determine jumper cable length, measure length from edge of electrical unit to end of table.
- » Every connection point must be a female-to-male or male-to-female connection (all daisy chain power units feature male ends).
- » Note: Always disconnect cables prior to separating tables.



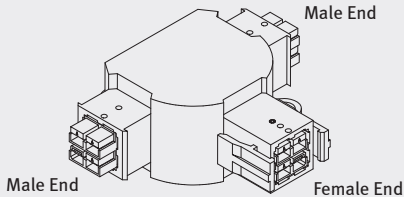
FLIRT® MULTI-PURPOSE MEETING TABLES // DESIGNED BY 5D STUDIO

ELECTRICAL UNIT NOTES:

» **Note: Power bands with daisy chain feature male ends.**

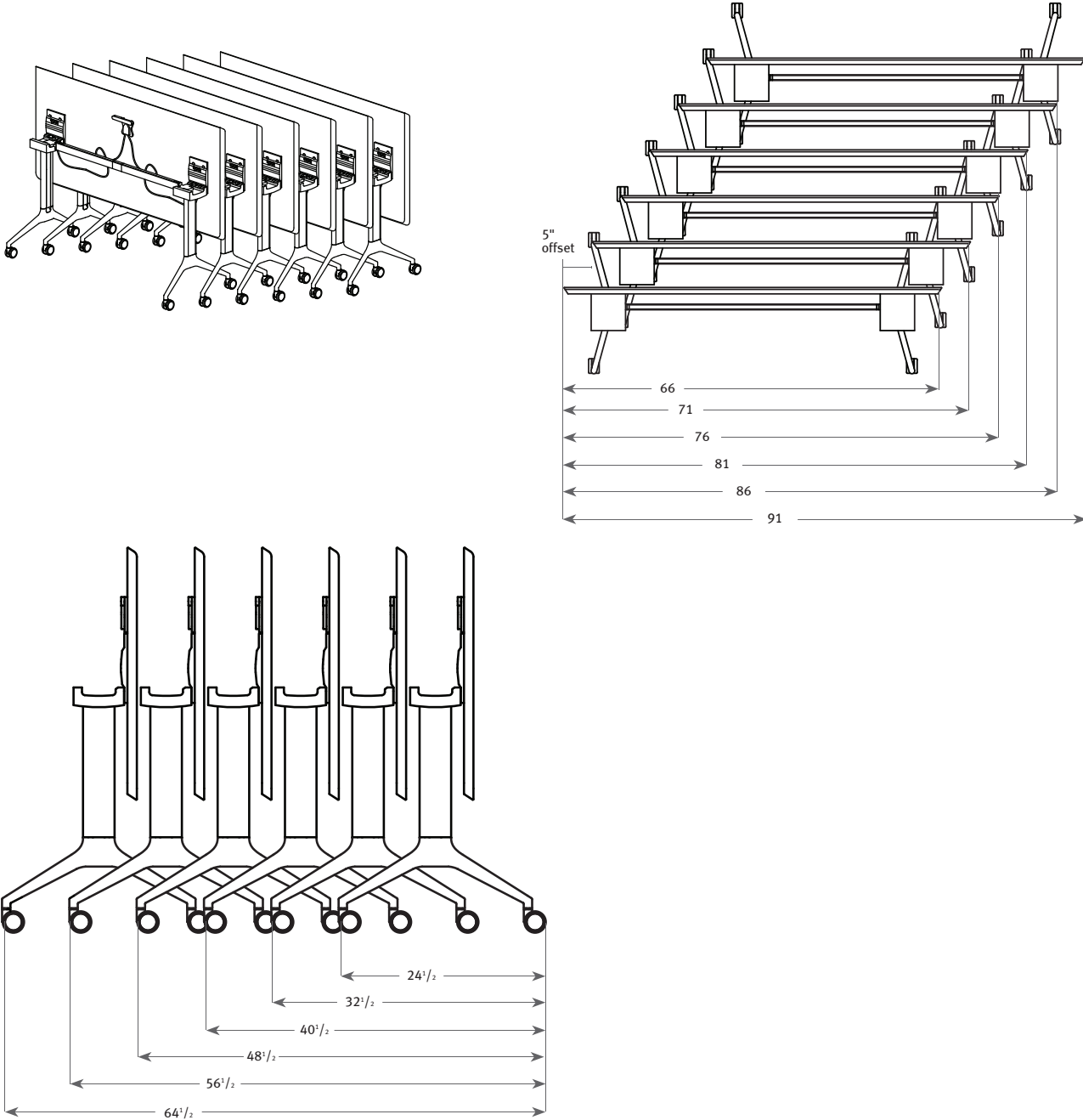
MODEL NUMBER	PRODUCT SPECIFICATIONS	LIST												
PB1-DC 	Power Band 1 Daisy Chain » Dimensions: 5 ³ / ₄ " W x 2 ¹ / ₂ " D » Metallic silver or white finish » Unit features one simplex outlet and two USB charging ports. » UL listed	552												
PB2-DC 	Power Band 2 Daisy Chain » Dimensions: 5 ³ / ₄ " W x 2 ¹ / ₂ " D » Metallic silver or white finish » Unit features two simplex outlets » UL listed	387												
PB3-DC 	Power Band 3 Daisy Chain » Dimensions: 6 ¹ / ₂ " W x 2 ¹ / ₂ " D » Metallic silver or white finish » Unit features two simplex outlets and two USB charging ports » UL listed	580												
PB4-DC 	Power Band 4 Daisy Chain » Dimensions: 10 ¹ / ₂ " W x 2 ¹ / ₂ " D » Metallic silver or white finish » Unit features two simplex outlets, two USB charging ports and cut-out for an A/V faceplate » For available A/V faceplate options, please contact client services » UL listed	635												
PB-ST-CD-72 	Power Band Starter Cable, 72" Long, Corded Plug Infeed » Must select either corded or hardwire starter cable which goes from power source in wall or floor to first power band unit	249												
PB-ST-HW-() 	Power Band Starter Cable, Hardwire Infeed » Must select either corded or hardwire starter cable which goes from power source in wall or floor to first power band unit													
	<table border="1"> <thead> <tr> <th>MODEL</th> <th>LENGTH</th> <th>LIST</th> </tr> </thead> <tbody> <tr> <td>PB-ST-HW-72</td> <td>72"</td> <td>172</td> </tr> <tr> <td>PB-ST-HW-108</td> <td>108"</td> <td>199</td> </tr> <tr> <td>PB-ST-HW-120</td> <td>120"</td> <td>221</td> </tr> </tbody> </table>	MODEL	LENGTH	LIST	PB-ST-HW-72	72"	172	PB-ST-HW-108	108"	199	PB-ST-HW-120	120"	221	
MODEL	LENGTH	LIST												
PB-ST-HW-72	72"	172												
PB-ST-HW-108	108"	199												
PB-ST-HW-120	120"	221												

FLIRT® MULTI-PURPOSE MEETING TABLES // DESIGNED BY 5D STUDIO

MODEL NUMBER	PRODUCT SPECIFICATIONS	LIST																											
PB-FF(-)	<p>Power Band Jumper Cables, Female to Female</p> <ul style="list-style-type: none"> » Typically used to connect 2 units together » For additional lengths in 12" increments, please add \$20 List per foot <table border="1"> <thead> <tr> <th>MODEL</th> <th>LENGTH</th> <th>LIST</th> </tr> </thead> <tbody> <tr><td>PB-FF-12</td><td>12"</td><td>117</td></tr> <tr><td>PB-FF-24</td><td>24"</td><td>128</td></tr> <tr><td>PB-FF-30</td><td>30"</td><td>139</td></tr> <tr><td>PB-FF-36</td><td>36"</td><td>139</td></tr> <tr><td>PB-FF-48</td><td>48"</td><td>150</td></tr> <tr><td>PB-FF-54</td><td>54"</td><td>155</td></tr> <tr><td>PB-FF-60</td><td>60"</td><td>161</td></tr> <tr><td>PB-FF-72</td><td>72"</td><td>172</td></tr> </tbody> </table>	MODEL	LENGTH	LIST	PB-FF-12	12"	117	PB-FF-24	24"	128	PB-FF-30	30"	139	PB-FF-36	36"	139	PB-FF-48	48"	150	PB-FF-54	54"	155	PB-FF-60	60"	161	PB-FF-72	72"	172	
MODEL	LENGTH	LIST																											
PB-FF-12	12"	117																											
PB-FF-24	24"	128																											
PB-FF-30	30"	139																											
PB-FF-36	36"	139																											
PB-FF-48	48"	150																											
PB-FF-54	54"	155																											
PB-FF-60	60"	161																											
PB-FF-72	72"	172																											
PB-FM(-)	<p>Power Band Jumper Cables, Female to Male</p> <ul style="list-style-type: none"> » Typically used to connect 2 units together » For additional lengths in 12" increments, please add \$20 List per foot <table border="1"> <thead> <tr> <th>MODEL</th> <th>LENGTH</th> <th>LIST</th> </tr> </thead> <tbody> <tr><td>PB-FM-12</td><td>12"</td><td>117</td></tr> <tr><td>PB-FM-24</td><td>24"</td><td>128</td></tr> <tr><td>PB-FM-30</td><td>30"</td><td>139</td></tr> <tr><td>PB-FM-36</td><td>36"</td><td>139</td></tr> <tr><td>PB-FM-48</td><td>48"</td><td>150</td></tr> <tr><td>PB-FM-54</td><td>54"</td><td>155</td></tr> <tr><td>PB-FM-60</td><td>60"</td><td>161</td></tr> <tr><td>PB-FM-72</td><td>72"</td><td>172</td></tr> </tbody> </table>	MODEL	LENGTH	LIST	PB-FM-12	12"	117	PB-FM-24	24"	128	PB-FM-30	30"	139	PB-FM-36	36"	139	PB-FM-48	48"	150	PB-FM-54	54"	155	PB-FM-60	60"	161	PB-FM-72	72"	172	
MODEL	LENGTH	LIST																											
PB-FM-12	12"	117																											
PB-FM-24	24"	128																											
PB-FM-30	30"	139																											
PB-FM-36	36"	139																											
PB-FM-48	48"	150																											
PB-FM-54	54"	155																											
PB-FM-60	60"	161																											
PB-FM-72	72"	172																											
PB-T	<p>Power Band T-Connector</p> <ul style="list-style-type: none"> » Used when power is needed to go in two directions » Features 2 male ends and 1 female end 	155																											

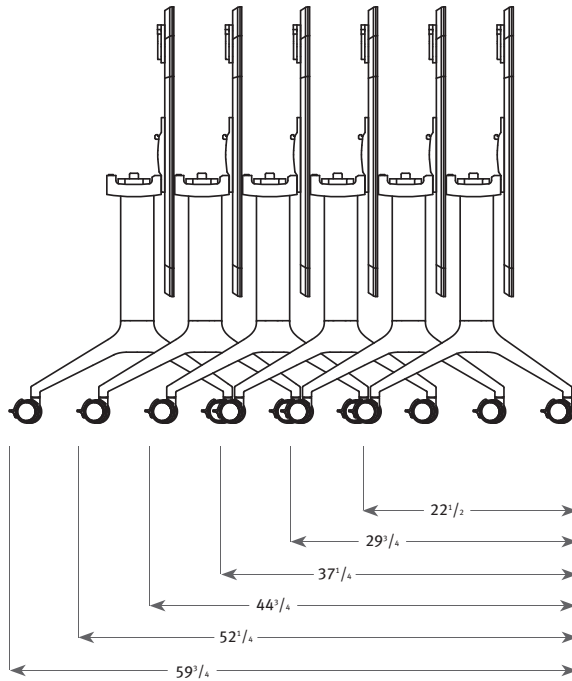
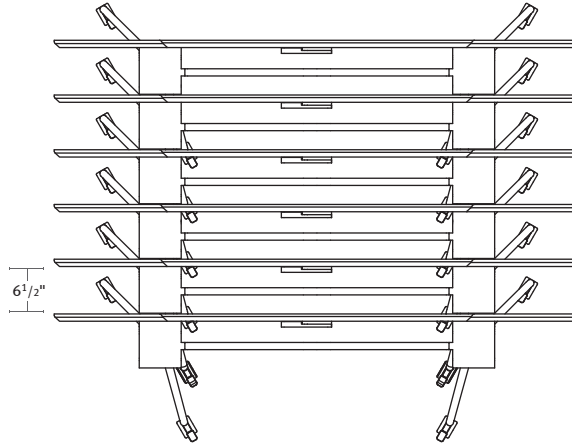
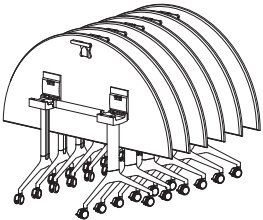
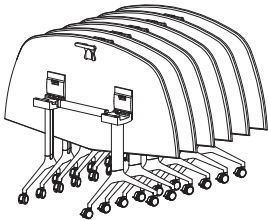
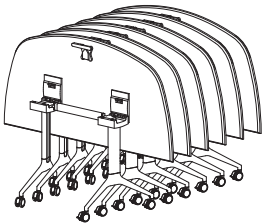
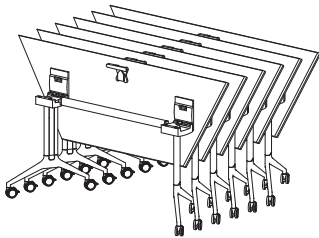
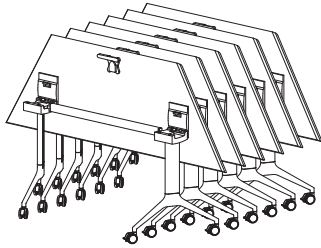
FLIRT® MULTI-PURPOSE MEETING TABLES // DESIGNED BY 5D STUDIO

RECTANGLE TABLE NESTING DIMENSIONS (BASED ON 66" TABLE LENGTH):



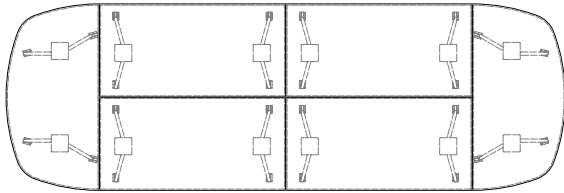
FLIRT® MULTI-PURPOSE MEETING TABLES // DESIGNED BY 5D STUDIO

ALL OTHER TABLE SHAPES NESTING DIMENSIONS:

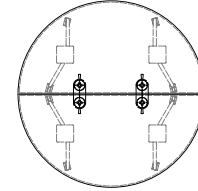


FLIRT® MULTI-PURPOSE MEETING TABLES // DESIGNED BY 5D STUDIO

CONFIGURATION EXAMPLES:



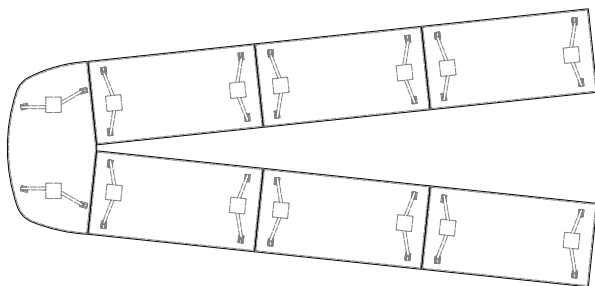
OVERALL DIMENSIONS:
180" x 60"



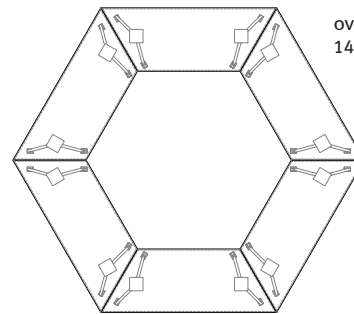
OVERALL DIMENSIONS:
60" x 60"

Qty	Model #	Description	List
4	FX1-306027-BV-EM	Rectangle Fixed Top, Bevel Edge and Edge Mount Base (\$2,858 ea.)	\$11,432
2	FX5-306027-BV	Radiused End Fixed Top, Bevel Edge and Inset Mount Base (\$2,706 ea.)	<u>\$5,412</u>
6			\$16,844

Qty	Model #	Description	List
2	FP4-306029-ES	Half Round Flip-Top Eased Edge (\$3,508 ea.)	\$7,016
1	GC05	Ganging Connector	<u>\$105</u>
			\$7,121



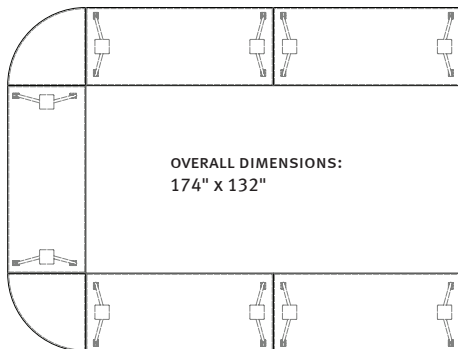
OVERALL DIMENSIONS:
211" x 99"



OVERALL DIMENSIONS:
144" x 125"

Qty	Model #	Description	List
6	FP1-306029-WF1-EM	Rectangle Flip-Up Top, Waterfall Edge and Edge Mount Base (\$3,663 ea.)	\$21,978
2	FP6-326229-BV	Video Conference End, Bevel Edge (\$3,685 ea.)	<u>\$7,370</u>
8			\$29,348

Qty	Model #	Description	List
6	FP2-307229-ES-EM	Trapezoid Flip-Top, Long Side, Eased Edge and Edge Mount Base (\$3,805)	\$22,830








OVERALL DIMENSIONS:
174" x 132"

Qty	Model #	Description	List
5	FX1-307229-ES-EM	Rectangle Fixed Top, Eased Edge and Edge Mount Base (\$3,435 ea.)	\$17,175
2	FX7-2424-ES	Corner Table, Eased Edge (\$806 ea.)	<u>\$1,612</u>
8			\$18,787

FLIRT® MULTI-PURPOSE MEETING TABLES // DESIGNED BY 5D STUDIO

ORDERING REQUIREMENTS:

- » Model number
- » Wood species
- » Wood finish
- » Edge detail
- » Leg placement
- » Leg finish
- » Options, as applicable

		MODEL NUMBER	EASED (-ES) BEVEL (-BV) OR ONE-SIDED WATERFALL (-WF1)	TWO-SIDED WATERFALL (-WF2)	WEIGHT		
FX1 SERIES							
Rectangle Fixed Top 27" High, Casters							
 Edge Mount Leg Placement	24" W x 48" L x 27" H	FX1-244827-()-()	1981	N/A	46		
	24" W x 60" L x 27" H	FX1-246027-()-()	2553	N/A	53		
 Inset Mount Leg Placement (not available on 48" length)	24" W x 66" L x 27" H	FX1-246627-()-()	2616	N/A	56		
	24" W x 72" L x 27" H	FX1-247227-()-()	2676	N/A	59		
	24" W x 78" L x 27" H	FX1-247827-()-()	3112	N/A	62		
	24" W x 84" L x 27" H	FX1-248427-()-()	3163	N/A	66		
	30" W x 48" L x 27" H	FX1-304827-()-()	2449	N/A	53		
	30" W x 60" L x 27" H	FX1-306027-()-()	2858	N/A	61		
Specify Leg Placement Edge Mount (-EM) Inset Mount (-IM)	30" W x 66" L x 27" H	FX1-306627-()-()	3097	N/A	65		
	30" W x 72" L x 27" H	FX1-307227-()-()	3211	N/A	69		
	30" W x 78" L x 27" H	FX1-307827-()-()	4074	N/A	73		
	30" W x 84" L x 27" H	FX1-308427-()-()	4135	N/A	77		
	Specify Edge Style	36" W x 48" L x 27" H	FX1-364827-()-()	2563	2731	61	
		36" W x 60" L x 27" H	FX1-366027-()-()	3123	3329	71	
		36" W x 66" L x 27" H	FX1-366627-()-()	3216	3439	76	
		36" W x 72" L x 27" H	FX1-367227-()-()	3330	3569	81	
		36" W x 78" L x 27" H	FX1-367827-()-()	4195	4450	85	
		36" W x 84" L x 27" H	FX1-368427-()-()	4257	4528	90	
 Eased (-ES)	42" W x 60" L x 27" H	FX1-426027-()-()	3067	3273	80		
	42" W x 66" L x 27" H	FX1-426627-()-()	3314	3537	86		
	 Beveled (-BV)	42" W x 72" L x 27" H	FX1-427227-()-()	3427	3666	91	
		42" W x 78" L x 27" H	FX1-427827-()-()	4293	4548	97	
		 Waterfall (-WF1/-WF2)	42" W x 84" L x 27" H	FX1-428427-()-()	4356	4627	103

OPTIONS

-GD00	Glides	n/c
-NS04	Non-Skid Glides	21
-PF06	Premium Leg Finish	242
-GR01	2" Diameter Grommet, Black	79
-GR02	2" Diameter Grommet, Chrome	105
-PB1	Power Band 1 (one power, two USB)	475
-PB2	Power Band 2 (dual power)	382
-PB3	Power Band 3 (dual power, two USB)	497
GC05 (order separately)	Flirt Ganging Connector (per table joint)	105






Please refer to pages 6-8 for daisy chain electrical requirements.

Note: for power band faceplate, please specify black (-B), metallic silver (-S) or white (-W) finish.

FLIRT® MULTI-PURPOSE MEETING TABLES // DESIGNED BY 5D STUDIO

ORDERING REQUIREMENTS:

- » Model number
- » Wood species
- » Wood finish
- » Edge detail
- » Leg placement
- » Leg finish
- » Options, as applicable

		MODEL NUMBER	EASED (-ES) BEVEL (-BV) OR ONE-SIDED WATERFALL (-WF1)	TWO-SIDED WATERFALL (-WF2)	WEIGHT
FX1 SERIES					
Rectangle Fixed Top 29" High, Casters					
 Edge Mount Leg Placement	24" W x 48" L x 29" H	FX1-244829-()-()	2041	N/A	48
	24" W x 60" L x 29" H	FX1-246029-()-()	2613	N/A	55
	24" W x 66" L x 29" H	FX1-246629-()-()	2675	N/A	58
	24" W x 72" L x 29" H	FX1-247229-()-()	2736	N/A	61
	24" W x 78" L x 29" H	FX1-247829-()-()	3172	N/A	64
	24" W x 84" L x 29" H	FX1-248429-()-()	3220	N/A	68
 Inset Mount Leg Placement (not available on 48" length)	30" W x 48" L x 29" H	FX1-304829-()-()	2509	N/A	55
	30" W x 60" L x 29" H	FX1-306029-()-()	2916	N/A	63
	30" W x 66" L x 29" H	FX1-306629-()-()	3217	N/A	67
	30" W x 72" L x 29" H	FX1-307229-()-()	3435	N/A	71
	30" W x 78" L x 29" H	FX1-307829-()-()	4134	N/A	75
	30" W x 84" L x 29" H	FX1-308429-()-()	4194	N/A	79
Specify Leg Placement					
Edge Mount (-EM)					
Inset Mount (-IM)					
Specify Edge Style					
 Eased (-ES)	36" W x 48" L x 29" H	FX1-364829-()-()	2623	2791	63
	36" W x 60" L x 29" H	FX1-366029-()-()	3187	3393	73
	36" W x 66" L x 29" H	FX1-366629-()-()	3341	3564	78
	36" W x 72" L x 29" H	FX1-367229-()-()	3391	3630	83
	36" W x 78" L x 29" H	FX1-367829-()-()	4255	4510	87
	36" W x 84" L x 29" H	FX1-368429-()-()	4316	4587	92
 Beveled (-BV)	42" W x 60" L x 29" H	FX1-426029-()-()	3128	3334	82
	42" W x 66" L x 29" H	FX1-426629-()-()	3439	3662	88
	42" W x 72" L x 29" H	FX1-427229-()-()	3488	3727	93
	42" W x 78" L x 29" H	FX1-427829-()-()	4353	4608	99
	42" W x 84" L x 29" H	FX1-428429-()-()	4417	4688	105
	 Waterfall (-WF1/-WF2)				

OPTIONS

-GD00	Glides	n/c
-NS04	Non-Skid Glides	21
-PF06	Premium Leg Finish	242
-GR01	2" Diameter Grommet, Black	79
-GR02	2" Diameter Grommet, Chrome	105
-PB1	Power Band 1 (one power, two USB)	475
-PB2	Power Band 2 (dual power)	382
-PB3	Power Band 3 (dual power, two USB)	497
GC05 (order separately)	Flirt Ganging Connector (per table joint)	105






Please refer to pages 6-8 for daisy chain electrical requirements.

Note: for power band faceplate, please specify black (-B), metallic silver (-S) or white (-W) finish.

FLIRT® MULTI-PURPOSE MEETING TABLES // DESIGNED BY 5D STUDIO

ORDERING REQUIREMENTS:

- » Model number
- » Wood species
- » Wood finish
- » Edge detail
- » Leg placement
- » Leg finish
- » Options, as applicable

		MODEL NUMBER	EASED (-ES) BEVEL (-BV) OR ONE-SIDED WATERFALL (-WF1)	TWO-SIDED WATERFALL (-WF2)	WEIGHT
FX1 SERIES					
Rectangle Fixed Top 42" High, Casters					
 <p>Edge Mount Leg Placement</p>	24" W x 60" L x 42" H	FX1-246042-(-)(-)	3319	N/A	61
	24" W x 72" L x 42" H	FX1-247242-(-)(-)	3424	N/A	67
	24" W x 84" L x 42" H	FX1-248442-(-)(-)	3611	N/A	74
 <p>Inset Mount Leg Placement (not available on 48" length)</p>	30" W x 60" L x 42" H	FX1-306042-(-)(-)	3622	N/A	69
	30" W x 72" L x 42" H	FX1-307242-(-)(-)	4037	N/A	77
	30" W x 84" L x 42" H	FX1-308442-(-)(-)	4583	N/A	85
Specify Leg Placement Edge Mount (-EM) Inset Mount (-IM)	42" W x 60" L x 42" H	FX1-426042-(-)(-)	3833	4039	91
	42" W x 72" L x 42" H	FX1-427242-(-)(-)	4259	4498	102
	42" W x 84" L x 42" H	FX1-428442-(-)(-)	4805	5076	114
Specify Edge Style					
 <p>Eased (-ES)</p>					
 <p>Beveled (-BV)</p>					
 <p>Waterfall (-WF1/-WF2)</p>					

OPTIONS

-GD00	Glides	n/c
-NS04	Non-Skid Glides	21
-PF06	Premium Leg Finish	242
-GR01	2" Diameter Grommet, Black	79
-GR02	2" Diameter Grommet, Chrome	105
-PB1	Power Band 1 (one power, two USB)	475
-PB2	Power Band 2 (dual power)	382
-PB3	Power Band 3 (dual power, two USB)	497
GC05 (order separately)	Flirt Ganging Connector (per table joint)	105


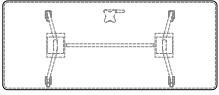


















Please refer to pages 6-8 for daisy chain electrical requirements.

Note: for power band faceplate, please specify black (-B), metallic silver (-S) or white (-W) finish.

FLIRT® MULTI-PURPOSE MEETING TABLES // DESIGNED BY 5D STUDIO

ORDERING REQUIREMENTS:

- » Model number
- » Wood species
- » Wood finish
- » Edge detail
- » Leg placement
- » Leg finish
- » Options, as applicable

		MODEL NUMBER	EASED (-ES) BEVEL (-BV) OR ONE-SIDED WATERFALL (-WF1)	TWO-SIDED WATERFALL (-WF2)	WEIGHT
FP1 SERIES					
Rectangle Flip-Up Top, 27" High Casters					
 <p>Edge Mount Leg Placement</p>	24" W x 48" L x 27" H	FP1-244827-()-()	2786	N/A	49
	24" W x 60" L x 27" H	FP1-246027-()-()	3300	N/A	56
 <p>Inset Mount Leg Placement (not available on 48" length)</p>	24" W x 66" L x 27" H	FP1-246627-()-()	3394	N/A	59
	24" W x 72" L x 27" H	FP1-247227-()-()	3455	N/A	62
<p>Specify Leg Placement</p> <p>Edge Mount (-EM) Inset Mount (-IM)</p>	24" W x 78" L x 27" H	FP1-247827-()-()	3957	N/A	65
	24" W x 84" L x 27" H	FP1-248427-()-()	4007	N/A	69
<p>Specify Edge Style</p>  <p>Eased (-ES)</p>  <p>Beveled (-BV)</p>  <p>Waterfall (-WF1/-WF2)</p>	30" W x 48" L x 27" H	FP1-304827-()-()	3296	N/A	56
	30" W x 60" L x 27" H	FP1-306027-()-()	3602	N/A	64
<p>Specify Edge Style</p>  <p>Eased (-ES)</p>  <p>Beveled (-BV)</p>  <p>Waterfall (-WF1/-WF2)</p>	30" W x 66" L x 27" H	FP1-306627-()-()	3887	N/A	68
	30" W x 72" L x 27" H	FP1-307227-()-()	3990	N/A	72
<p>Specify Edge Style</p>  <p>Eased (-ES)</p>  <p>Beveled (-BV)</p>  <p>Waterfall (-WF1/-WF2)</p>	30" W x 78" L x 27" H	FP1-307827-()-()	4919	N/A	76
	30" W x 84" L x 27" H	FP1-308427-()-()	4980	N/A	80
<p>Specify Edge Style</p>  <p>Eased (-ES)</p>  <p>Beveled (-BV)</p>  <p>Waterfall (-WF1/-WF2)</p>	36" W x 48" L x 27" H	FP1-364827-()-()	3543	3711	64
	36" W x 60" L x 27" H	FP1-366027-()-()	3868	4074	74
<p>Specify Edge Style</p>  <p>Eased (-ES)</p>  <p>Beveled (-BV)</p>  <p>Waterfall (-WF1/-WF2)</p>	36" W x 66" L x 27" H	FP1-366627-()-()	4006	4229	79
	36" W x 72" L x 27" H	FP1-367227-()-()	4109	4348	84
<p>Specify Edge Style</p>  <p>Eased (-ES)</p>  <p>Beveled (-BV)</p>  <p>Waterfall (-WF1/-WF2)</p>	36" W x 78" L x 27" H	FP1-367827-()-()	5039	5294	88
	36" W x 84" L x 27" H	FP1-368427-()-()	5101	5372	93

OPTIONS

-GD00	Glides	n/c
-NS04	Non-Skid Glides	21
-PF06	Premium Leg Finish	242
-GR01	2" Diameter Grommet, Black	79
-GR02	2" Diameter Grommet, Chrome	105
-PB1	Power Band 1 (one power, two USB)	475
-PB2	Power Band 2 (dual power)	382
-PB3	Power Band 3 (dual power, two USB)	497
GC05 (order separately)	Flirt Ganging Connector (per table joint)	105






Please refer to pages 6-8 for daisy chain electrical requirements.

Note: for power band faceplate, please specify black (-B), metallic silver (-S) or white (-W) finish.

FLIRT® MULTI-PURPOSE MEETING TABLES // DESIGNED BY 5D STUDIO

ORDERING REQUIREMENTS:

- » Model number
- » Wood species
- » Wood finish
- » Edge detail
- » Leg placement
- » Leg finish
- » Options, as applicable

		MODEL NUMBER	EASED (-ES) BEVEL (-BV) OR ONE-SIDED WATERFALL (-WF1)	TWO-SIDED WATERFALL (-WF2)	WEIGHT
FP1 SERIES					
Rectangle Flip-Up Top, 29" High Casters					
	24" W x 48" L x 29" H	FP1-244829-()-()	2846	N/A	51
	24" W x 60" L x 29" H	FP1-246029-()-()	3358	N/A	58
	24" W x 66" L x 29" H	FP1-246629-()-()	3453	N/A	61
	24" W x 72" L x 29" H	FP1-247229-()-()	3834	N/A	64
	24" W x 78" L x 29" H	FP1-247829-()-()	4381	N/A	67
	24" W x 84" L x 29" H	FP1-248429-()-()	4436	N/A	71
	30" W x 48" L x 29" H	FP1-304829-()-()	3355	N/A	58
	30" W x 60" L x 29" H	FP1-306029-()-()	3663	N/A	66
Specify Leg Placement Edge Mount (-EM) Inset Mount (-IM) <small>(not available on 48" length)</small>	30" W x 66" L x 29" H	FP1-306629-()-()	3947	N/A	70
	30" W x 72" L x 29" H	FP1-307229-()-()	4049	N/A	74
	30" W x 78" L x 29" H	FP1-307829-()-()	4978	N/A	79
	30" W x 84" L x 29" H	FP1-308429-()-()	5038	N/A	82
	36" W x 48" L x 29" H	FP1-364829-()-()	3469	3637	66
	36" W x 60" L x 29" H	FP1-366029-()-()	3931	4137	76
Specify Edge Style	36" W x 66" L x 29" H	FP1-366629-()-()	4068	4291	81
	36" W x 72" L x 29" H	FP1-367229-()-()	4169	4408	86
	36" W x 78" L x 29" H	FP1-367829-()-()	5099	5354	90
	36" W x 84" L x 29" H	FP1-368429-()-()	5162	5433	95
					
					
					

OPTIONS

-GD00	Glides	n/c
-NS04	Non-Skid Glides	21
-PF06	Premium Leg Finish	242
-GR01	2" Diameter Grommet, Black	79
-GR02	2" Diameter Grommet, Chrome	105
-PB1	Power Band 1 (one power, two USB)	475
-PB2	Power Band 2 (dual power)	382
-PB3	Power Band 3 (dual power, two USB)	497
GC05 (order separately)	Flirt Ganging Connector (per table joint)	105

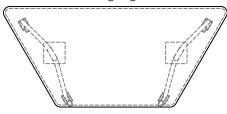



Please refer to pages 6-8 for daisy chain electrical requirements.

Note: for power band faceplate, please specify black (-B), metallic silver (-S) or white (-W) finish.

FLIRT® MULTI-PURPOSE MEETING TABLES // DESIGNED BY 5D STUDIO

ORDERING REQUIREMENTS:

- » Model number
- » Wood species
- » Wood finish
- » Edge detail
- » Leg finish
- » Options, as applicable

	MODEL NUMBER	LIST	WEIGHT	
<p>FX2 SERIES</p>  <p>Edge Mount Leg Placement</p>	<p>Trapezoid Fixed Top, Long Side 27" High, Casters Edge Mount Leg Placement Only</p>			
	21" W x 48" L x 27" H	FX2-244827(-)-EM	1916	38
	21" W x 60" L x 27" H	FX2-246027(-)-EM	2481	44
	26" W x 60" L x 27" H	FX2-306027(-)-EM	2510	48
	26" W x 72" L x 27" H	FX2-307227(-)-EM	3002	54
	<p>Trapezoid Fixed Top, Long Side 29" High, Casters Edge Mount Leg Placement Only</p>			
	21" W x 48" L x 29" H	FX2-244829(-)-EM	1977	40
	21" W x 60" L x 29" H	FX2-246029(-)-EM	2540	46
	26" W x 60" L x 29" H	FX2-306029(-)-EM	2569	50
	26" W x 72" L x 29" H	FX2-307229(-)-EM	3062	56
<p>Specify Edge Style</p>  <p>Eased (-ES)</p>  <p>Beveled (-BV)</p>  <p>Waterfall (-WF1/-WF2)</p>				

OPTIONS

-GD00	Glides	n/c
-NS04	Non-Skid Glides	21
-PF06	Premium Leg Finish	242
-GR01	2" Diameter Grommet, Black	79
-GR02	2" Diameter Grommet, Chrome	105
-PB1	Power Band 1 (one power, two USB)	475
-PB2	Power Band 2 (dual power)	382
-PB3	Power Band 3 (dual power, two USB)	497
GC05 (order separately)	Flirt Ganging Connector (per table joint)	105

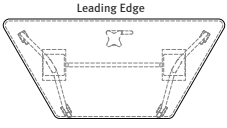
Please refer to pages 6-8 for daisy chain electrical requirements.

Note: for power band faceplate, please specify black (-B), metallic silver (-S) or white (-W) finish.


FLIRT® MULTI-PURPOSE MEETING TABLES // DESIGNED BY 5D STUDIO

ORDERING REQUIREMENTS:


- » Model number
- » Wood species
- » Wood finish
- » Edge detail
- » Leg finish
- » Options, as applicable

	MODEL NUMBER	LIST	WEIGHT	
<p>FP2 SERIES</p>  <p>Leading Edge</p> <p>Edge Mount Leg Placement</p>	<p>Trapezoid Flip-Up Top, Long Side 27" High, Casters Edge Mount Leg Placement Only</p>			
	21" W x 48" L x 27" H	FP2-244827-()-EM	2723	40
	21" W x 60" L x 27" H	FP2-246027-()-EM	3225	46
	26" W x 60" L x 27" H	FP2-306027-()-EM	3255	50
	26" W x 72" L x 27" H	FP2-307227-()-EM	3746	56
	<p>Trapezoid Flip-Up Top, Long Side 29" High, Casters Edge Mount Leg Placement Only</p>			
	21" W x 48" L x 29" H	FP2-244829-()-EM	2783	42
	21" W x 60" L x 29" H	FP2-246029-()-EM	3284	48
	26" W x 60" L x 29" H	FP2-306029-()-EM	3314	52
	26" W x 72" L x 29" H	FP2-307229-()-EM	3805	58


Specify Edge Style



Eased (-ES)



Beveled (-BV)



Waterfall (-WF1/-WF2)

OPTIONS

-GD00	Glides	n/c
-NS04	Non-Skid Glides	21
-PF06	Premium Leg Finish	242
-GR01	2" Diameter Grommet, Black	79
-GR02	2" Diameter Grommet, Chrome	105
-PB1	Power Band 1 (one power, two USB)	475
-PB2	Power Band 2 (dual power)	382
-PB3	Power Band 3 (dual power, two USB)	497
GC05 (order separately)	Flirt Ganging Connector (per table joint)	105

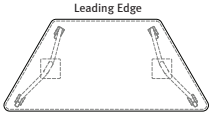
Please refer to pages 6-8 for daisy chain electrical requirements.

Note: for power band faceplate, please specify black (-B), metallic silver (-S) or white (-W) finish.


FLIRT® MULTI-PURPOSE MEETING TABLES // DESIGNED BY 5D STUDIO

ORDERING REQUIREMENTS:


- » Model number
- » Wood species
- » Wood finish
- » Edge detail
- » Leg finish
- » Options, as applicable

	MODEL NUMBER	LIST	WEIGHT	
<p>FX3 SERIES</p>  <p>Leading Edge</p> <p>Edge Mount Leg Placement</p>	<p>Trapezoid Fixed Top, Short Side 27" High, Casters Edge Mount Leg Placement Only</p>			
	21" W x 48" L x 27" H	FX3-244827(-)-EM	1877	38
	21" W x 60" L x 27" H	FX3-246027(-)-EM	2481	44
	26" W x 60" L x 27" H	FX3-306027(-)-EM	2510	48
	26" W x 72" L x 27" H	FX3-307227(-)-EM	3002	54
	<p>Trapezoid Fixed Top, Short Side 29" High, Casters Edge Mount Leg Placement Only</p>			
	21" W x 48" L x 29" H	FX3-244829(-)-EM	1938	40
	21" W x 60" L x 29" H	FX3-246029(-)-EM	2540	46
	26" W x 60" L x 29" H	FX3-306029(-)-EM	2569	50
	26" W x 72" L x 29" H	FX3-307229(-)-EM	3062	56


Specify Edge Style



Eased (-ES)



Beveled (-BV)



Waterfall (-WF1/-WF2)

OPTIONS

-GD00	Glides	n/c
-NS04	Non-Skid Glides	21
-PF06	Premium Leg Finish	242
-GR01	2" Diameter Grommet, Black	79
-GR02	2" Diameter Grommet, Chrome	105
-PB1	Power Band 1 (one power, two USB)	475
-PB2	Power Band 2 (dual power)	382
-PB3	Power Band 3 (dual power, two USB)	497
GC05 (order separately)	Flirt Ganging Connector (per table joint)	105

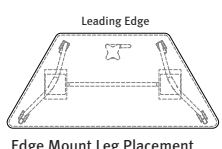
Please refer to pages 6-8 for daisy chain electrical requirements.

Note: for power band faceplate, please specify black (-B), metallic silver (-S) or white (-W) finish.


FLIRT® MULTI-PURPOSE MEETING TABLES // DESIGNED BY 5D STUDIO

ORDERING REQUIREMENTS:


- » Model number
- » Wood species
- » Wood finish
- » Edge detail
- » Leg finish
- » Options, as applicable

	MODEL NUMBER	LIST	WEIGHT	
<p>FP3 SERIES</p>  <p>Leading Edge</p> <p>Edge Mount Leg Placement</p>	<p>Trapezoid Flip-Up Top, Short Side 27" High, Casters Edge Mount Leg Placement Only</p>			
	21" W x 48" L x 27" H	FP3-244827(-)-EM	2723	40
	21" W x 60" L x 27" H	FP3-246027(-)-EM	3225	46
	26" W x 60" L x 27" H	FP3-306027(-)-EM	3255	50
	26" W x 72" L x 27" H	FP3-307227(-)-EM	3746	56
	<p>Trapezoid Flip-Up Top, Short Side 29" High, Casters Edge Mount Leg Placement Only</p>			
	21" W x 48" L x 29" H	FP3-244829(-)-EM	2783	42
	21" W x 60" L x 29" H	FP3-246029(-)-EM	3284	48
	26" W x 60" L x 29" H	FP3-306029(-)-EM	3314	52
	26" W x 72" L x 29" H	FP3-307229(-)-EM	3805	58


Specify Edge Style



Eased (-ES)



Beveled (-BV)



Waterfall (-WF1/-WF2)

OPTIONS

-GD00	Glides	n/c
-NS04	Non-Skid Glides	21
-PF06	Premium Leg Finish	242
-GR01	2" Diameter Grommet, Black	79
-GR02	2" Diameter Grommet, Chrome	105
-PB1	Power Band 1 (one power, two USB)	475
-PB2	Power Band 2 (dual power)	382
-PB3	Power Band 3 (dual power, two USB)	497
GC05 (order separately)	Flirt Ganging Connector (per table joint)	105

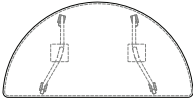


Please refer to pages 6-8 for daisy chain electrical requirements.

Note: for power band faceplate, please specify black (-B), metallic silver (-S) or white (-W) finish.

FLIRT® MULTI-PURPOSE MEETING TABLES // DESIGNED BY 5D STUDIO

ORDERING REQUIREMENTS:

- » Model number
- » Wood species
- » Wood finish
- » Edge detail
- » Leg finish
- » Options, as applicable

	MODEL NUMBER	LIST	WEIGHT
FX4 SERIES			
 <p>Inset Mount Leg Placement</p>	Half-Round Fixed Top 27" High, Casters Inset Leg Placement Only		
	Eased Edge Detail 24" W x 48" L x 27" H 30" W x 60" L x 27" H 36" W x 72" L x 27" H		
	FX4-244827-ES-IM	2246	41
	FX4-306027-ES-IM	2791	51
	FX4-367227-ES-IM	3120	68
	Beveled Edge Detail 24" W x 48" L x 27" H 30" W x 60" L x 27" H 36" W x 72" L x 27" H		
FX4-244827-BV-IM	2246	41	
FX4-306027-BV-IM	2791	52	
FX4-367227-BV-IM	3120	68	
<p>Specify Edge Style</p>  <p>Eased (-ES)</p>  <p>Beveled (-BV)</p>	Half-Round Fixed Top 29" High, Casters Inset Leg Placement Only		
	Eased Edge Detail 24" W x 48" L x 29" H 30" W x 60" L x 29" H 36" W x 72" L x 29" H		
	FX4-244829-ES-IM	2306	43
	FX4-306029-ES-IM	2853	54
	FX4-367229-ES-IM	3179	70
	Beveled Edge Detail 24" W x 48" L x 29" H 30" W x 60" L x 29" H 36" W x 72" L x 29" H		
FX4-244829-BV-IM	2306	43	
FX4-306029-BV-IM	2853	54	
FX4-367229-BV-IM	3179	70	

OPTIONS

-GD00	Glides	n/c
-NS04	Non-Skid Glides	21
-PF06	Premium Leg Finish	242
-GR01	2" Diameter Grommet, Black	79
-GR02	2" Diameter Grommet, Chrome	105
-PB1	Power Band 1 (one power, two USB)	475
-PB2	Power Band 2 (dual power)	382
-PB3	Power Band 3 (dual power, two USB)	497
GC05 (order separately)	Flirt Ganging Connector (per table joint)	105

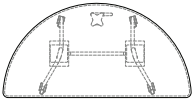


Please refer to pages 6-8 for daisy chain electrical requirements.

Note: for power band faceplate, please specify black (-B), metallic silver (-S) or white (-W) finish.

FLIRT® MULTI-PURPOSE MEETING TABLES // DESIGNED BY 5D STUDIO

ORDERING REQUIREMENTS:

- » Model number
- » Wood species
- » Wood finish
- » Edge detail
- » Leg finish
- » Options, as applicable

		MODEL NUMBER	LIST	WEIGHT
<p>FP4 SERIES</p>  <p>Inset Mount Leg Placement</p> <p>Specify Edge Style</p>  <p>Eased (-ES)</p>  <p>Beveled (-BV)</p>	<p>Half-Round Flip-Up Top 27" High, Casters Inset Leg Placement Only</p> <p>Eased Edge Detail 24" W x 48" L x 27" H 30" W x 60" L x 27" H 36" W x 72" L x 27" H</p> <p>Beveled Edge Detail 24" W x 48" L x 27" H 30" W x 60" L x 27" H 36" W x 72" L x 27" H</p>	<p>FP4-244827-ES-IM</p> <p>FP4-306027-ES-IM</p> <p>FP4-367227-ES-IM</p> <p>FP4-244827-BV-IM</p> <p>FP4-306027-BV-IM</p> <p>FP4-367227-BV-IM</p>	<p>3092</p> <p>3520</p> <p>3864</p> <p>3092</p> <p>3520</p> <p>3864</p>	<p>44</p> <p>55</p> <p>71</p> <p>44</p> <p>55</p> <p>71</p>
	<p>Half-Round Flip-Up Top 29" High, Casters Inset Leg Placement Only</p> <p>Eased Edge Detail 24" W x 48" L x 29" H 30" W x 60" L x 29" H 36" W x 72" L x 29" H</p> <p>Beveled Edge Detail 24" W x 48" L x 29" H 30" W x 60" L x 29" H 36" W x 72" L x 29" H</p>	<p>FP4-244829-ES-IM</p> <p>FP4-306029-ES-IM</p> <p>FP4-367229-ES-IM</p> <p>FP4-244829-BV-IM</p> <p>FP4-306029-BV-IM</p> <p>FP4-367229-BV-IM</p>	<p>3151</p> <p>3580</p> <p>3924</p> <p>3151</p> <p>3580</p> <p>3924</p>	<p>46</p> <p>57</p> <p>73</p> <p>46</p> <p>57</p> <p>73</p>

OPTIONS

-GD00	Glides	n/c
-NS04	Non-Skid Glides	21
-PF06	Premium Leg Finish	242
-GR01	2" Diameter Grommet, Black	79
-GR02	2" Diameter Grommet, Chrome	105
-PB1	Power Band 1 (one power, two USB)	475
-PB2	Power Band 2 (dual power)	382
-PB3	Power Band 3 (dual power, two USB)	497
GC05 (order separately)	Flirt Ganging Connector (per table joint)	105

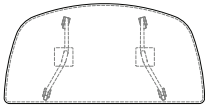


Please refer to pages 6-8 for daisy chain electrical requirements.

Note: for power band faceplate, please specify black (-B), metallic silver (-S) or white (-W) finish.

FLIRT® MULTI-PURPOSE MEETING TABLES // DESIGNED BY 5D STUDIO

ORDERING REQUIREMENTS:

- » Model number
- » Wood species
- » Wood finish
- » Edge detail
- » Leg finish
- » Options, as applicable

	MODEL NUMBER	LIST	WEIGHT	
FX5 SERIES				
 <p>Inset Mount Leg Placement</p>	Radiused End Connecting Table Fixed Top 27" High, Casters Inset Leg Placement Only			
	Eased Edge Detail			
	24" W x 48" L x 27" H	FX5-244827-ES-IM	2252	46
	30" W x 60" L x 27" H	FX5-306027-ES-IM	2706	59
	36" W x 72" L x 27" H	FX5-367227-ES-IM	3175	75
	Beveled Edge Detail			
24" W x 48" L x 27" H	FX5-244827-BV-IM	2252	46	
30" W x 60" L x 27" H	FX5-306027-BV-IM	2706	59	
36" W x 72" L x 27" H	FX5-367227-BV-IM	3175	75	
<p>Specify Edge Style</p>  <p>Eased (-ES)</p>  <p>Beveled (-BV)</p>	Radiused End Connecting Table Fixed Top 29" High, Casters Inset Leg Placement Only			
	Eased Edge Detail			
	24" W x 48" L x 29" H	FX5-244829-ES-IM	2310	48
	30" W x 60" L x 29" H	FX5-306029-ES-IM	2764	61
	36" W x 72" L x 29" H	FX5-367229-ES-IM	3235	77
	Beveled Edge Detail			
24" W x 48" L x 29" H	FX5-244829-BV-IM	2310	48	
30" W x 60" L x 29" H	FX5-306029-BV-IM	2764	61	
36" W x 72" L x 29" H	FX5-367229-BV-IM	3235	77	

OPTIONS

-GD00	Glides	n/c
-NS04	Non-Skid Glides	21
-PF06	Premium Leg Finish	242
-GR01	2" Diameter Grommet, Black	79
-GR02	2" Diameter Grommet, Chrome	105
-PB1	Power Band 1 (one power, two USB)	475
-PB2	Power Band 2 (dual power)	382
-PB3	Power Band 3 (dual power, two USB)	497
GC05 (order separately)	Flirt Ganging Connector (per table joint)	105

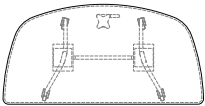


Please refer to pages 6-8 for daisy chain electrical requirements.

Note: for power band faceplate, please specify black (-B), metallic silver (-S) or white (-W) finish.

FLIRT® MULTI-PURPOSE MEETING TABLES // DESIGNED BY 5D STUDIO

ORDERING REQUIREMENTS:

- » Model number
- » Wood species
- » Wood finish
- » Edge detail
- » Leg finish
- » Options, as applicable

	MODEL NUMBER	LIST	WEIGHT
FP5 SERIES			
 <p>Inset Mount Leg Placement</p>	Radiused End Connecting Table Flip-up Top, 27" High, Casters Inset Leg Placement Only		
	Eased Edge Detail 24" W x 48" L x 27" H		
	30" W x 60" L x 27" H		
	36" W x 72" L x 27" H		
	Beveled Edge Detail 24" W x 48" L x 27" H		
	30" W x 60" L x 27" H 36" W x 72" L x 27" H		
36" W x 72" L x 27" H			
Radiused End Connecting Table Flip-Up Top, 29" High, Casters Inset Leg Placement Only			
<p>Specify Edge Style</p>  <p>Eased (-ES)</p>  <p>Beveled (-BV)</p>	Eased Edge Detail 24" W x 48" L x 29" H		
	30" W x 60" L x 29" H		
	36" W x 72" L x 29" H		
	Beveled Edge Detail 24" W x 48" L x 29" H		
	30" W x 60" L x 29" H		
	36" W x 72" L x 29" H		

OPTIONS

-GD00	Glides	n/c
-NS04	Non-Skid Glides	21
-PF06	Premium Leg Finish	242
-GR01	2" Diameter Grommet, Black	79
-GR02	2" Diameter Grommet, Chrome	105
-PB1	Power Band 1 (one power, two USB)	475
-PB2	Power Band 2 (dual power)	382
-PB3	Power Band 3 (dual power, two USB)	497
GC05 (order separately)	Flirt Ganging Connector (per table joint)	105

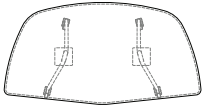


Please refer to pages 6-8 for daisy chain electrical requirements.

Note: for power band faceplate, please specify black (-B), metallic silver (-S) or white (-W) finish.

FLIRT® MULTI-PURPOSE MEETING TABLES // DESIGNED BY 5D STUDIO

ORDERING REQUIREMENTS:

- » Model number
- » Wood species
- » Wood finish
- » Edge detail
- » Leg finish
- » Options, as applicable

		MODEL NUMBER	LIST	WEIGHT
<p>FX6 SERIES</p>  <p>Inset Mount Leg Placement</p> <p>Specify Edge Style</p>  <p>Eased (-ES)</p>  <p>Beveled (-BV)</p>	<p>Video Conference End Connecting Table Fixed Top, 27" High, Casters Inset Leg Placement Only</p> <p>Eased Edge Detail 26" W x 50" L x 27" H 32" W x 62" L x 27" H 38" W x 74" L x 27" H</p> <p>Beveled Edge Detail 26" W x 50" L x 27" H 32" W x 62" L x 27" H 38" W x 74" L x 27" H</p> <p>Video Conference End Connecting Table Fixed Top, w 29" High, Casters Inset Leg Placement Only</p> <p>Eased Edge Detail 26" W x 50" L x 29" H 32" W x 62" L x 29" H 38" W x 74" L x 29" H</p> <p>Beveled Edge Detail 26" W x 50" L x 29" H 32" W x 62" L x 29" H 38" W x 74" L x 29" H</p>	 	 	
	FX6-265027-ES-IM	2259	45	
	FX6-326227-ES-IM	2822	57	
	FX6-387427-ES-IM	3185	71	
	FX6-265027-BV-IM	2259	45	
	FX6-326227-BV-IM	2822	57	
	FX6-387427-BV-IM	3185	71	
	FX6-265029-ES-IM	2320	47	
	FX6-326229-ES-IM	2885	59	
	FX6-387429-ES-IM	3243	73	
	FX6-265029-BV-IM	2320	47	
	FX6-326229-BV-IM	2885	59	
FX6-387429-BV-IM	3243	73		

OPTIONS

-GD00	Glides	n/c
-NS04	Non-Skid Glides	21
-PF06	Premium Leg Finish	242
-GR01	2" Diameter Grommet, Black	79
-GR02	2" Diameter Grommet, Chrome	105
-PB1	Power Band 1 (one power, two USB)	475
-PB2	Power Band 2 (dual power)	382
-PB3	Power Band 3 (dual power, two USB)	497
GC05 (order separately)	Flirt Ganging Connector (per table joint)	105

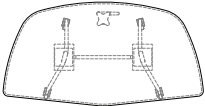


Please refer to pages 6-8 for daisy chain electrical requirements.

Note: for power band faceplate, please specify black (-B), metallic silver (-S) or white (-W) finish.

FLIRT® MULTI-PURPOSE MEETING TABLES // DESIGNED BY 5D STUDIO

ORDERING REQUIREMENTS:

- » Model number
- » Wood species
- » Wood finish
- » Edge detail
- » Leg finish
- » Options, as applicable

	MODEL NUMBER	LIST	WEIGHT
<p>FP6 SERIES</p>  <p>Inset Mount Leg Placement</p> <p>Specify Edge Style</p>  <p>Eased (-ES)</p>  <p>Beveled (-BV)</p>	<p>Video Conference End Connecting Table Flip-Up Top, 27" High, Casters Inset Leg Placement Only</p> <p>Eased Edge Detail 26" W x 50" L x 27" H 32" W x 62" L x 27" H 38" W x 74" L x 27" H</p> <p>Beveled Edge Detail 26" W x 50" L x 27" H 32" W x 62" L x 27" H 38" W x 74" L x 27" H</p> <p>Video Conference End Connecting Table Flip-Up Top, 29" High, Casters Inset Leg Placement Only</p> <p>Eased Edge Detail 26" W x 50" L x 29" H 32" W x 62" L x 29" H 38" W x 74" L x 29" H</p> <p>Beveled Edge Detail 26" W x 50" L x 29" H 32" W x 62" L x 29" H 38" W x 74" L x 29" H</p>	<p>FP6-265027-ES-IM 3106 FP6-326227-ES-IM 3622 FP6-387427-ES-IM 4008</p> <p>FP6-265027-BV-IM 3106 FP6-326227-BV-IM 3622 FP6-387427-BV-IM 4008</p> <p>FP6-265029-ES-IM 3165 FP6-326229-ES-IM 3685 FP6-387429-ES-IM 4070</p> <p>FP6-265029-BV-IM 3165 FP6-326229-BV-IM 3685 FP6-387429-BV-IM 4070</p>	<p>48 60 74</p> <p>48 60 74</p> <p>50 62 76</p> <p>50 62 76</p>

OPTIONS

-GD00	Glides	n/c
-NS04	Non-Skid Glides	21
-PF06	Premium Leg Finish	242
-GR01	2" Diameter Grommet, Black	79
-GR02	2" Diameter Grommet, Chrome	105
-PB1	Power Band 1 (one power, two USB)	475
-PB2	Power Band 2 (dual power)	382
-PB3	Power Band 3 (dual power, two USB)	497
GC05 (order separately)	Flirt Ganging Connector (per table joint)	105

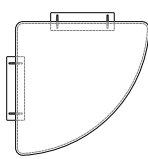
Please refer to pages 6-8 for daisy chain electrical requirements.

Note: for power band faceplate, please specify black (-B), metallic silver (-S) or white (-W) finish.


FLIRT® MULTI-PURPOSE MEETING TABLES // DESIGNED BY 5D STUDIO

ORDERING REQUIREMENTS:


- » Model number
- » Wood species
- » Wood finish
- » Edge detail
- » Options, as applicable

		MODEL NUMBER	LIST	WEIGHT
FX7 SERIES 	Corner Connecting Table, No Legs Eased Edge Detail 24" W x 24" L 30" W x 30" L 36" W x 36" L Beveled Edge Detail 24" W x 24" L 30" W x 30" L 36" W x 36" L	FX7-2424-ES	806	11
		FX7-3030-ES	1003	16
		FX7-3636-ES	1224	25
		FX7-2424-BV	806	11
		FX7-3030-BV	1003	16
		FX7-3636-BV	1224	25

Specify Edge Style



Eased (-ES)



Beveled (-BV)

OPTIONS

-GR01	2" Diameter Grommet, Black	79
-GR02	2" Diameter Grommet, Chrome	105


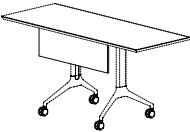
FLIRT® MULTI-PURPOSE MEETING TABLES // DESIGNED BY 5D STUDIO

MODESTY PANEL NOTES:

- » 8" high x 1/2" thick panels available on fixed or flip-up rectangle and trapezoid tables.
- » Power units not available on tables specified with modesty panels and inset mount bases.
- » Bottom of the panel from the floor dimension is as follows:
 - 27" high tables - 16 1/4"
 - 29" high tables - 18 1/4"
 - 42" high tables - 31 1/2"

ORDERING REQUIREMENTS:

- » Model number
- » Wood species
- » Wood finish

		MODEL NUMBER	PANEL LENGTH	VENEER OR LAMINATE	WEIGHT
 <p>MODESTY PANELS</p> <p>Rectangle Top Edge Mount Table Bases</p> <p>Table Length</p> <p>48" 60" 66" 72" 78" 84"</p>		MP42	42"	582	5
		MP54	54"	711	6
		MP60	60"	776	7
		MP66	66"	843	8
		MP72	72"	908	9
		MP78	78"	971	10
	 <p>Rectangle Top Inset Mount Table Bases</p> <p>Table Length</p> <p>60" 66" 72" 78" 84"</p>		MP30	30"	451
		MP36	36"	516	5
		MP42	42"	582	6
		MP48	48"	646	7
		MP54	54"	711	8

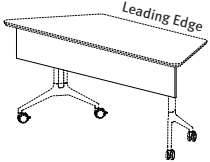
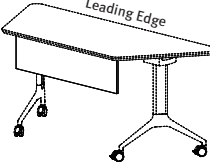
FLIRT® MULTI-PURPOSE MEETING TABLES // DESIGNED BY 5D STUDIO

MODESTY PANEL NOTES:

- » 8" high x 1/2" thick panels available on fixed or flip-up rectangle and trapezoid tables.
- » Power units not available on tables specified with modesty panels and inset mount bases.
- » Bottom of the panel from the floor dimension is as follows:
 - 27" high tables - 16 1/4"
 - 29" high tables - 18 1/4"
 - 42" high tables - 31 1/2"

ORDERING REQUIREMENTS:

- » Model number
- » Wood species
- » Wood finish

		MODEL NUMBER	PANEL LENGTH	VENEER OR LAMINATE	WEIGHT
MODESTY PANELS 	Trapezoid Top, Long Side (FP3/FX3 Tables) Leading Edge Length 24" 30" (21" or 26" w) 36"	MP42 MP54 MP66	42" 54" 66"	582 711 843	5 6 8
		Trapezoid Top, Short Side (FP2/FX2 Tables) Leading Edge Length 48" 60" (21" w) 60" (26" w) 72"	MP18 MP30 MP24 MP42	18" 30" 24" 42"	321 451 386 582

FLIRT® MULTI-PURPOSE EASELS // DESIGNED BY 5D STUDIO

M.A.T.E. (MOBILE ALL-PURPOSE TEAMING EASEL) GENERAL PRODUCT FEATURES:

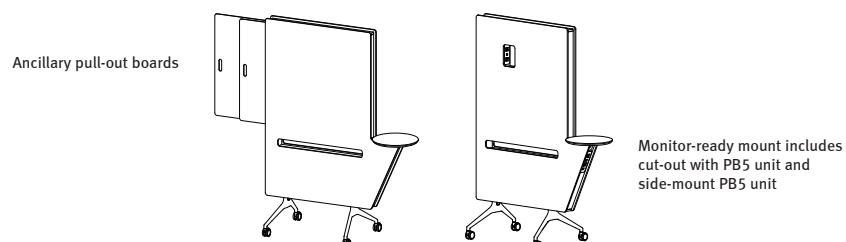
- » Available in two widths with overall height of 71" and comes standard with side-mount valet table.
- » Material options include maple, walnut and white oak veneer, laminate, magnetic laminate, upholstered with tackable surface or whiteboard, in any combination.
- » All standard wood finishes, excluding #26 Ebony Maple, available on selected wood species.
- » For custom wood finishes, please add one-time upcharge of \$400 List per color per order.
- » Laminate available in all standard laminates, refer to Standard Finish Card.
- » For custom laminates, add \$500 List per color per order. Pre-approval required, please contact client services.
- » Panels specified with veneer or standard wood grain laminate, panel edge finish will match, unless otherwise specified.
- » Panels specified with solid color laminates, magnetic laminate or whiteboard, panel edge finish will be natural exposed plywood with a clear coat finish.
- » Panels specified with veneer or standard wood grain laminate, together with white board and/or pull-out whiteboards, all edges will match the color of the selected veneer or laminate.
- » Vinyl, polyurethane and leather upholstery not available.
- » Due to standard textile widths, 63" wide easel with upholstery requires a vertical seam. For seamless option, please select a panel fabric.
- » Please refer to page 38 for two-tone upholstery examples (different fabrics for each side), yardage requirements and pricing.
- » **When specifying, the first option code reflects placement in relation to the right side of the valet table, as facing. Second option code identifies panel material on the opposing side, with the valet table on the left, as facing.**
- » Center section (portion between panels) is finished in white laminate as standard. Black laminate available, please specify.
- » Storage slot standard on all models excluding upholstered panels. If specified with one side upholstered and one side whiteboard, veneer or laminate, the storage slot will be present on the non-upholstered side only.
- » Die-cast aluminum legs available in standard and premium metal finishes and feature four locking casters.

SIDE-MOUNT VALET TABLE FEATURES:

- » 15" diameter valet table offered in maple, walnut and white oak veneer as well as laminate selections.
- » Table edge finish will follow panel edge finish as standard, unless otherwise specified.
- » For double-sided upholstered panels with veneer or standard wood grain laminate table, edge finish will match.
- » For double-sided upholstered panels with solid color laminate table, edge finish will be natural exposed plywood with a clear coat finish.

OPTIONS:

- » Two non-removable pull-out whiteboards, conveniently hidden inside the unit, available for additional writing surface requirements.
Note: not available with monitor-ready mounting option or upholstered panels.
- » Side-mount power unit and monitor-ready mounting options available
- » Select from PB1, PB2 and PB3 power units for side placement. Refer to page 3 for details.
- » Monitor-ready mounting option available on veneer, laminate or whiteboard panel surfaces and features an upper PB5 power unit, together with PB5 lower side-mount power unit. Monitor and mount not included.
- » Monitor placement must be identified (e.g. valet table, right as facing).
- » PB5 power unit includes two outlets, two USB charging ports and one HDMI jack.
- » Maximum monitor size is 40" for 54" wide unit and 50" for 63" wide unit.
- » Electrical cord extends 55" from bottom of unit and can be fed into the exit hole when not in use.




FLIRT® MULTI-PURPOSE EASELS // DESIGNED BY 5D STUDIO

ORDERING NOTES:

- » Specify surface material facing valet table on the right first, followed by the surface material on the reverse side.
- » Surface material finish, facing valet table on right side: Veneer (-V), Laminate (-L), Magnetic Laminate (-ML), Whiteboard (-W).

ORDERING REQUIREMENTS:

- » Model number
- » Surface material finish, facing valet table on right side
- » Surface material finish, facing valet table on left side
- » Table wood species
- » Table wood finish
- » Metal leg finish

		LIST
 <p>6990-395471-(-)-()</p>	<p>54" Wide M.A.T.E. Veneer, Laminate or Whiteboard Panels W 54 D 26¹/₄ H 71 Surface Area 39" Wide Panel Thickness 4¹/₈ 104 lbs.</p>	4017
 <p>6990-486371-(-)-()</p>	<p>63" Wide M.A.T.E. Veneer, Laminate or Whiteboard Panels W 63 D 26¹/₄ H 71 Surface Area 48" Wide Panel Thickness 4¹/₈ 116 lbs.</p>	4650
 <p>6991-395471-(-)-()</p>	<p>54" Wide M.A.T.E. with Pull-Out Whiteboards Veneer, Laminate or Whiteboard Panels W 54 D 26¹/₄ H 71 Surface Area 39" Wide Panel Thickness 4¹/₈ 126 lbs.</p>	4017

OPTIONS

-PF02	Premium Base Finish	88
-MR1*	Monitor Ready Mounting on Surface with Valet Table Placement on Right Side, as facing	1375
-MR2*	Monitor Ready Mounting on Surface with Valet Table Placement on Left Side, as facing	1375
-PB1	Power Band 1 (one power, two USB)	475
-PB2	Power Band 2 (dual power)	382
-PB3	Power Band 3 (dual power, two USB)	497

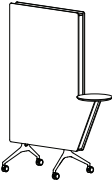
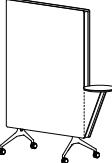
*Includes two PB5 power units. Not available with pull-out whiteboards.

Note: for power band faceplate, please specify black (-B), metallic silver (-S) or white (-W) finish.

FLIRT® MULTI-PURPOSE EASELS // DESIGNED BY 5D STUDIO

ORDERING REQUIREMENTS:

- » Model number
- » Upholstery selection
- » Table wood species
- » Table wood finish
- » Metal leg finish
- » Options, as applicable

MODEL NUMBER	PRODUCT SPECIFICATIONS	FABRIC GRADES									
		COM	A	1	2	3	4	5	6	7	8
 <p>6990-395471-U-U</p>	<p>54" Wide M.A.T.E. Upholstered Panels, Both Sides W 54 D 26¹/₄ H 71 Surface Area 39" Wide Panel Thickness 4¹/₈ 3³/₄ yds. 104 lbs.</p>	3328	3471	3565	3621	3718	3823	3917	4015	4105	4210
 <p>6990-486371-U-U</p>	<p>63" Wide M.A.T.E. Upholstered Panels, Both Sides W 63 D 26¹/₄ H 71 Surface Area 48" Wide Panel Thickness 4¹/₈ 4¹/₂ yds. 116 lbs.</p>	3855	4026	4139	4206	4323	4449	4562	4679	4787	4913
OPTIONS											
-PF02	Premium Base Finish	88									
-PB1	Power Band 1 (one power, two USB)	475									
-PB2	Power Band 2 (dual power)	382									
-PB3	Power Band 3 (dual power, two USB)	497									

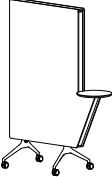

Note: for power band faceplate, please specify black (-B), metallic silver (-S) or white (-W) finish.

FLIRT® MULTI-PURPOSE EASELS // DESIGNED BY 5D STUDIO

ORDERING REQUIREMENTS:

- » Model number
- » Upholstery selection
- » Panel surface finish
- » Table wood species
- » Table wood finish
- » Leg finish
- » Options, as applicable

Note: When specifying, the first option code reflects placement in relation to the right side of the valet table, as facing. Second option code identifies panel material on the opposing side, with the valet table on the left, as facing.

MODEL NUMBER	PRODUCT SPECIFICATIONS	FABRIC GRADES										
		COM	A	1	2	3	4	5	6	7	8	
 6990-395471-()-()	54" Wide M.A.T.E. Upholstered Panel One Side Veneer, Laminate or Whiteboard Panel on Flip Side W 54 D 26 ¹ / ₄ H 71 Surface Area 39" Wide Panel Thickness 4 ¹ / ₈ 2 yds. 104 lbs.	Veneer (-V)	3672	3748	3798	3828	3880	3936	3986	4038	4086	4142
		Laminate (-L) Upholstered (-U) Whiteboard (-W)										
 6990-486371-()-()	63" Wide M.A.T.E. Upholstered Panel One Side Veneer, Laminate or Whiteboard Panel on Flip Side W 63 D 26 ¹ / ₄ H 71 Surface Area 48" Wide Panel Thickness 4 ¹ / ₈ 2 ³ / ₄ yds. 116 lbs.	Veneer (-V)	4252	4357	4426	4467	4538	4615	4684	4756	4822	4899
		Laminate (-L) Upholstered (-U) Whiteboard (-W)										

OPTIONS		
-PF02	Premium Base Finish	88
-MR1*	Monitor Ready Mounting on Surface with Valet Table Placement on Right Side, as facing	1375
-MR2*	Monitor Ready Mounting on Surface with Valet Table Placement on Left Side, as facing	1375
-PB1	Power Band 1 (one power, two USB)	475
-PB2	Power Band 2 (dual power)	382
-PB3	Power Band 3 (dual power, two USB)	497

*Includes two PB5 power units. Not available with pull-out whiteboards.

Note: for power band faceplate, please specify black (-B), metallic silver (-S) or white (-W) finish.

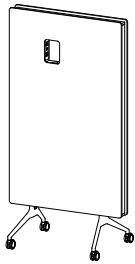
FLIRT® MULTI-PURPOSE EASELS // DESIGNED BY 5D STUDIO

DIVIDER SCREENS PRODUCT FEATURES:

- » Available in two widths with overall height of 71".
- » Material options include maple, walnut and white oak veneer, laminate, magnetic laminate, upholstered with tackable surface or whiteboard, in any combination.
- » All standard wood finishes, excluding #26 Ebony Maple, available on selected wood species.
- » For custom wood finishes, please add one-time upcharge of \$400 List per color per order.
- » Laminate available in all standard laminates, refer to Standard Finish Card.
- » For custom laminates, add \$500 List per color per order. Pre-approval required, please contact client services.
- » Panels specified with veneer or standard wood grain laminate, panel edge finish will match, unless otherwise specified.
- » Panels specified with solid color laminates, magnetic laminate or whiteboard, panel edge finish will be natural exposed plywood with a clear coat finish.
- » Vinyl, polyurethane and leather upholstery not available.
- » Please refer to page 38 for two-tone upholstery examples (different fabrics for each side), yardage requirements and pricing.
- » Center section (portion between panels) is finished in white laminate as standard. Black laminate available, please specify.
- » Die-cast aluminum legs available in standard and premium metal finishes and feature four locking casters.

OPTIONS:

- » Monitor-ready mounting option available on veneer, laminate or whiteboard panel surfaces and features a PB3 power unit.
- » **When specifying, select appropriate option code based on the applicable panel material side (e.g. #6995-3971-V-WB-MR3, indicates the mount will be applied to the veneer side of the screen vs. #6995-3971-V-WB-MR4, which indicates the mount will be on the whiteboard panel side).**
- » PB3 unit features two outlets and two USB charging ports.
- » Maximum monitor size is 40" for 54" wide unit and 50" for 63" wide unit.
- » Electrical cord extends 55" from bottom of unit and can be fed into the exit hole when not in use.



Monitor-ready mount includes cut-out with PB3 unit.



FLIRT® MULTI-PURPOSE EASELS // DESIGNED BY 5D STUDIO

ORDERING NOTES:

» Specify surface material on both sides: Veneer (-V), Laminate (-L), Magnetic Laminate (-ML), Whiteboard (-W).

ORDERING REQUIREMENTS:

- » Model number
- » Surface material finishes
- » Metal leg finish

		LIST
<p>6995-3971-(-)-(-)</p> 	<p>39" Wide Divider Screen Veneer, Laminate or Whiteboard Panels W 39 D 26¹/₄ H 71 Panel Thickness 4¹/₈ 76 lbs.</p>	<p>3732</p>
<p>6995-4871-(-)-(-)</p> 	<p>48" Wide Divider Screen Veneer, Laminate or Whiteboard Panels W 48 D 26¹/₄ H 71 Panel Thickness 4¹/₈ 88 lbs.</p>	<p>4010</p>

OPTIONS



-PF02	Premium Base Finish	88
-MR3*	Monitor Ready Mounting Placement on Panel Material Specified First	495
-MR4*	Monitor Ready Mounting Placement on Panel Material Specified Second	495

*Includes one PB3 power unit

FLIRT® MULTI-PURPOSE EASELS // DESIGNED BY 5D STUDIO

ORDERING REQUIREMENTS:


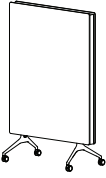
- » Model number
- » Upholstery selection
- » Metal leg finish
- » Options, as applicable

MODEL NUMBER	PRODUCT SPECIFICATIONS	FABRIC GRADES									
		COM	A	1	2	3	4	5	6	7	8
6995-3971-U-U 	39" Wide Divider Screen Upholstered Panels, Both Sides W 39 D 26 ¹ / ₄ H 71 Panel Thickness 4 ¹ / ₈ 3 ³ / ₄ yds. 76 lbs.	2909	3052	3146	3202	3299	3404	3498	3596	3686	3791
6995-4871-U-U 	48" Wide Divider Screen Upholstered Panels, Both Sides W 48 D 26 ¹ / ₄ H 71 Panel Thickness 4 ¹ / ₈ 3 ³ / ₄ yds. 88 lbs.	3157	3300	3394	3450	3547	3652	3746	3844	3934	4039
OPTIONS											
-PF02	Premium Base Finish	88									

FLIRT® MULTI-PURPOSE EASELS // DESIGNED BY 5D STUDIO

ORDERING REQUIREMENTS:

- » Model number
- » Upholstery selection
- » Panel surface finish
- » Metal leg finish
- » Options, as applicable

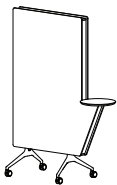
MODEL NUMBER	PRODUCT SPECIFICATIONS	FABRIC GRADES										
		PANEL FLIP SIDE MATERIAL	COM	A	1	2	3	4	5	6	7	8
6995-3971-U(-) 	39" Wide Divider Screen Upholstered Panel One Side Veneer, Laminate or Whiteboard Panel on Flip Side W 39 D 26 ¹ / ₄ H 71 Panel Thickness 4 ¹ / ₈ 2 yds. 76 lbs.	Veneer (-V)	3321	3397	3447	3477	3529	3585	3635	3687	3735	3791
		Laminate (-L)										
		Whiteboard (-W)										
6995-4871-U(-) 	48" Wide Divider Screen Upholstered Panel One Side Veneer, Laminate or Whiteboard Panel on Flip Side W 48 D 26 ¹ / ₄ H 71 Panel Thickness 4 ¹ / ₈ 2 yds. 88 lbs.	Veneer (-V)	3584	3660	3710	3740	3792	3848	3898	3950	3998	4054
		Laminate (-L)										
		Whiteboard (-W)										

OPTIONS		
-PF02	Premium Base Finish	88
-MR4	Monitor Ready Mounting - includes one PB3 power unit (non-upholstered side only)	495

FLIRT® MULTI-PURPOSE EASELS // DESIGNED BY 5D STUDIO

UPHOLSTERY COMBINATIONS:


- » When combining two COM fabrics, or fabrics with the same grade, add \$95 List per unit.
- » When combining different grades of fabric, price will be based on the highest grade specified.
- » Two-tone upholstery examples and yardage requirements for the most common combinations are listed below. Additional combinations available, please contact client services for yardage requirements and pricing.
- » Note: Yardage amounts are based on fabric which is plain (i.e. non-directional) and a full 54" wide.
- » Appropriate upholstery code must be included.



Code FL4

Model
6990-54-U-U


COM Requirement
Single Panel = 2 yds.



Code FL5

Model
6990-63-U-U

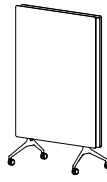
COM Requirement
Single Panel = 2³/₄ yds.



Code FL6

Model
6995-39-U-U

COM Requirement
Single Panel = 2 yds.



Code FL7

Model
6995-48-U-U

COM Requirement
Single Panel = 2 yds.