

All shipments for this series will be blanket-wrapped as standard. For customers located in Territory 1 who require cartoning, a 5% upcharge will be added to each product. Please contact client services for additional information.

FACTION EXECUTIVE + TASK | Designed by 5d Studio

Please note that effective April 15th, 2022, a 9% surcharge will be applied to the net subtotal on all orders.



SPECIFICATIONS:

- Executive and task models.
- Executive models available with polished aluminum cantilever arms or loop arms.
- Task models offered with adjustable t-arms that feature 3" travel.
- Weight-activated and synchro-tilt mechanism options.
- Fixed back height.
- Black nylon base as standard.
- Polished aluminum base also available. Please specify (-ABO2) after model number and refer to listed pricing.
- 300 lb. weight capacity.
- All dimensions are nominal.
- Refer to terms and conditions for general information regarding fabrics, finishes, warranty, freight, complete condition of sales and more.



All shipments for this series will be blanket-wrapped as standard. For customers located in Territory 1 who require cartoning, a 5% upcharge will be added to each product. Please contact client services for additional information.

FACTION EXECUTIVE | Designed by 5d Studio

Weight-Activated Synchro-Tilt Mechanism

ORDERING REQUIREMENTS:

- Model number
- Base finish
- Upholstery selection
- Options, as applicable

MODEL	PRODUCT SPECIFICATIONS	BASE FINISH	FABRIC GRADES								LEATHER			
			COM	A	1	2	3	4	COL 5	6	7	8	L1	L2
1812-M 	Mid-Back, Cantilever Arms 23.5" W x 23" D x 38.5" - 42.5" H Seat: 19" W x 18" D Seat Ht: 17.5" - 21.5" Back : 19" W x 21" H COM: 1.75 yds. COL: 35 sq. ft. 45 lbs.	Black Nylon	1,541	1,615	1,667	1,697	1,748	1,802	1,851	1,902	1,951	2,003	2,243	2,416
		Polished Aluminum	1,693	1,767	1,819	1,849	1,900	1,954	2,003	2,054	2,103	2,155	2,395	2,568
1814-M 	Mid-Back, Loop Arms 23" W x 23" D x 38.5" - 42.5" H Seat: 19" W x 18" D Seat Ht: 17.5" - 21.5" Back : 19" W x 21" H COM: 1.75 yds. COL: 35 sq. ft. 46 lbs.	Black Nylon	1,579	1,653	1,705	1,735	1,786	1,840	1,889	1,940	1,989	2,041	2,281	2,454
		Polished Aluminum	1,731	1,805	1,857	1,887	1,938	1,992	2,041	2,092	2,141	2,193	2,433	2,606

OPTIONS

- STC02 Soft Tread Casters \$28
- STLC02 Soft Tread Self-Locking Casters \$55



All shipments for this series will be blanket-wrapped as standard. For customers located in Territory 1 who require cartoning, a 5% upcharge will be added to each product. Please contact client services for additional information.

FACTION EXECUTIVE | Designed by 5d Studio

Weight-Activated Synchro-Tilt Mechanism

ORDERING REQUIREMENTS:

- Model number
- Base finish
- Upholstery selection
- Options, as applicable

MODEL	PRODUCT SPECIFICATIONS	BASE FINISH	FABRIC GRADES								LEATHER			
			COM	A	1	2	3	4	COL 5	6	7	8	L1	L2
1812-H 	High Back, Cantilever Arms 23.5" W x 23" D x 45.5" - 49.5" H Seat: 19" W x 18" D Seat Ht: 17.5" - 21.5" Back : 19" W x 28.5" H COM: 2 yds. COL: 40 sq. ft. 48 lbs.	Black Nylon	1,605	1,689	1,749	1,783	1,841	1,903	1,959	2,017	2,073	2,133	2,407	2,605
		Polished Aluminum	1,757	1,841	1,901	1,935	1,993	2,055	2,111	2,169	2,225	2,285	2,559	2,757
1814-H 	High Back, Loop Arms 23" W x 23" D x 45.5" - 49.5" H Seat: 19" W x 18" D Seat Ht: 17.5" - 21.5" Back : 19" W x 28.5" H COM: 2 yds. COL: 40 sq. ft. 49 lbs.	Black Nylon	1,643	1,727	1,787	1,821	1,879	1,941	1,997	2,055	2,111	2,171	2,445	2,643
		Polished Aluminum	1,795	1,879	1,939	1,973	2,031	2,093	2,149	2,207	2,263	2,323	2,597	2,795

OPTIONS

- STC02 Soft Tread Casters \$28
- STLC02 Soft Tread Self-Locking Casters \$55



All shipments for this series will be blanket-wrapped as standard. For customers located in Territory 1 who require cartoning, a 5% upcharge will be added to each product. Please contact client services for additional information.

FACTION EXECUTIVE | Designed by 5d Studio

Synchro-Tilt Mechanism

ORDERING REQUIREMENTS:

- Model number
- Base finish
- Upholstery selection
- Options, as applicable

MODEL	PRODUCT SPECIFICATIONS	BASE FINISH	FABRIC GRADES								LEATHER			
			COM	A	1	2	3	4	COL 5	6	7	8	L1	L2
1892-M 	Mid-Back, Cantilever Arms 23.5" W x 23" D x 38.5" - 42.5" H Seat: 19" W x 18" D Seat Ht: 17.5" - 21.5" Back: 19" W x 21" H COM: 1.75 yds. COL: 35 sq. ft. 45 lbs.	Black Nylon	1,394	1,468	1,520	1,550	1,601	1,655	1,704	1,755	1,804	1,856	2,096	2,269
		Polished Aluminum	1,546	1,620	1,672	1,702	1,753	1,807	1,856	1,907	1,956	2,008	2,248	2,421
1894-M 	Mid-Back, Loop Arms 23" W x 23" D x 38.5" - 42.5" H Seat: 19" W x 18" D Seat Ht: 17.5" - 21.5" Back: 19" W x 21" H COM: 1.75 yds. COL: 35 sq. ft. 46 lbs.	Black Nylon	1,431	1,505	1,557	1,587	1,638	1,692	1,741	1,792	1,841	1,893	2,133	2,306
		Polished Aluminum	1,583	1,657	1,709	1,739	1,790	1,844	1,893	1,944	1,993	2,045	2,285	2,458

OPTIONS

-SS01	Seat Slider	\$84
-STC02	Soft Tread Casters	\$28
-STLC02	Soft Tread Self-Locking Casters	\$55



All shipments for this series will be blanket-wrapped as standard. For customers located in Territory 1 who require cartoning, a 5% upcharge will be added to each product. Please contact client services for additional information.

FACTION EXECUTIVE | Designed by 5d Studio

Synchro-Tilt Mechanism

ORDERING REQUIREMENTS:

- Model number
- Base finish
- Upholstery selection
- Options, as applicable

MODEL	PRODUCT SPECIFICATIONS	BASE FINISH	FABRIC GRADES								LEATHER			
			COM	A	1	2	3	4	COL 5	6	7	8	L1	L2
1892-H 	High Back, Cantilever Arms 23.5" W x 23" D x 45.5" - 49.5" H Seat: 19" W x 18" D Seat Ht: 17.5" - 21.5" Back: 19" W x 28.5" H COM: 2 yds. COL: 40 sq. ft. 48 lbs.	Black Nylon	1,459	1,543	1,603	1,637	1,695	1,757	1,813	1,871	1,927	1,987	2,261	2,459
		Polished Aluminum	1,611	1,695	1,755	1,789	1,847	1,909	1,965	2,023	2,079	2,139	2,413	2,611
1894-H 	High Back, Loop Arms 23" W x 23" D x 45.5" - 49.5" H Seat: 19" W x 18" D Seat Ht: 17.5" - 21.5" Back: 19" W x 28.5" H COM: 2 yds. COL: 40 sq. ft. 49 lbs.	Black Nylon	1,496	1,580	1,640	1,674	1,732	1,794	1,850	1,908	1,964	2,024	2,298	2,496
		Polished Aluminum	1,648	1,732	1,792	1,826	1,884	1,946	2,002	2,060	2,116	2,176	2,450	2,648

OPTIONS

-SS01	Seat Slider	\$84
-STC02	Soft Tread Casters	\$28
-STLC02	Soft Tread Self-Locking Casters	\$55


All shipments for this series will be blanket-wrapped as standard. For customers located in Territory 1 who require cartoning, a 5% upcharge will be added to each product. Please contact client services for additional information.

FACTION TASK | Designed by 5d Studio

Synchro-Tilt Mechanism

ORDERING REQUIREMENTS:

- Model number
- Base finish
- Upholstery selection
- Options, as applicable

MODEL	PRODUCT SPECIFICATIONS	BASE FINISH	FABRIC GRADES								LEATHER			
			COM	A	1	2	3	4	COL 5	6	7	8	L1	L2
1893 	Adjustable T-Arms 27.75" W x 23" D x 38.5" - 42.5" H Seat: 19.5" W x 18" D Seat Ht: 17.5" - 21.5" Back: 19.5" W x 21"H COM: 1.75 yds. COL: 35 sq. ft. 40 lbs.	Black Nylon	1,315	1,389	1,441	1,471	1,522	1,576	1,625	1,676	1,725	1,777	2,017	2,190
		Polished Aluminum	1,467	1,541	1,593	1,623	1,674	1,728	1,777	1,828	1,877	1,929	2,169	2,342

OPTIONS

-SS01	Seat Slider	\$84
-CT01	Chrome Trim Arm Detail	\$55
-STC02	Soft Tread Casters	\$28
-STLC02	Soft Tread Self-Locking Casters	\$55