

All shipments for this series will be blanket-wrapped as standard. For customers located in Territory 1 who require cartoning, a 5% upcharge will be added to each product. Please contact client services for additional information.

CHIRP GUEST

Please note that effective April 15th, 2022, a 9% surcharge will be applied to the net subtotal on all orders.



SPECIFICATIONS:

- Three base options available: sled base, swivel base with self-return or wood legs.
- Sled and swivel base available in standard and premium finishes. See below for options.
- For custom finish colors, please contact client services for pricing.
- 300 lb. weight capacity.
- Fixed wood legs offered in all standard finishes on Beech. Please refer to standard finish card.
- For custom wood finishes, please add \$450 List per color per order.
- All dimensions are nominal.
- Refer to terms and conditions for general information regarding fabrics, finishes, warranty, freight, complete condition of sales and more.

STANDARD METAL BASE FINISH COLORS:

- #06 Charcoal Grey
- #90 Metallic Silver
- #91 Chrome (sled base only)
- #92 Polished Aluminum (swivel base only)
- #95 Satin Black

PREMIUM METAL BASE FINISH COLORS:




- #07 Gold Shimmer
- #08 Penny
- #09 Brown Sugar
- #83 Metallic Champagne
- #94 Cotton
- #140 Oasis
- #141 Mint
- #142 Mercury
- #143 Canary
- #150 Stone

All shipments for this series will be blanket-wrapped as standard. For customers located in Territory 1 who require cartoning, a 5% upcharge will be added to each product. Please contact client services for additional information.

CHIRP GUEST

ORDERING REQUIREMENTS:

- Model number
- Base finish
- Upholstery selection
- Options, as applicable

MODEL	PRODUCT SPECIFICATIONS	FABRIC GRADES										LEATHER	
		COM	A	1	2	3	4	COL 5	6	7	8	L1	L2
30112 	Guest Chair, Sled Base 21.75" W x 23" D x 32" H Seat: 19.75" W x 17" D Seat Ht: 18" COM: 1.5 yds. COL: 30 sq. ft. 18 lbs.	936	999	1,044	1,070	1,113	1,160	1,202	1,245	1,287	1,332	1,538	1,686
30113 	Guest Chair, Swivel Base 20.5" W x 23" D x 31.75" H Seat: 19.75" W x 17" D Seat Ht: 17.75" COM: 1.5 yds. COL: 30 sq. ft. 22 lbs.	1,076	1,139	1,184	1,210	1,253	1,300	1,342	1,385	1,427	1,472	1,678	1,826
30114 	Guest Chair, Wood Legs 20.5" W x 23" D x 31.75" H Seat: 19.75" W x 17" D Seat Ht: 17.75" COM: 1.5 yds. COL: 30 sq. ft. 17 lbs.	1,116	1,179	1,224	1,250	1,293	1,340	1,382	1,425	1,467	1,512	1,718	1,866

OPTIONS

-PF02	Premium Metal Base Finish	\$88
-CG02	Clear Glides (sled base models only)	\$11
-FG04	Felt Glides (sled base and wood leg models only)	\$24
-NS04	Non-Skid Glides (sled base and wood leg models only)	\$24

CHIRP GUEST

UPHOLSTERY COMBINATIONS:


- For upholstery combinations, refer to the pricing below.
- When combining two COM/COV/COL fabrics, or fabrics with the same grade, add \$105 List per unit.
- When combining three or more COM/COV/COL fabrics, or fabrics with the same grade, add \$135 List per unit.
- When combining different grades of fabric, price will be based on the highest grade specified.
- Two-tone upholstery examples and yardage requirements for the most common combinations are listed below. Additional combinations available; please contact client services for yardage requirements and pricing.
- Note: Yardage amounts are based on fabric which is plain (i.e. non-directional) and a full 54" wide.
- Appropriate upholstery code must be included.



Code	CH1
<u>Model</u>	<u>COM Requirement</u>
30112	Side/Front Panels = .75 yd.
30113	Balance of Chair = 1.25 yds.
30114	



Code	CH2
<u>Model</u>	<u>COM Requirement</u>
30112	Seat Front/Back Front = .75 yd.
30113	Balance of Chair = 1 yd.
30114	



Code	CH3
<u>Model</u>	<u>COM Requirement</u>
30112	Seat Front/Back Front/
30113	Side & Front Panels = 1.25 yds.
30114	Balance of Chair = .75 yd.