


ARCHETYPE

designed by Qdesign



FEATURES

- Arm and armless lounge units available in modular configurations with corner unit and connecting tables.
- Arms offered in 4½" and 8" widths and are positionable at seat ends or atop connecting tables.
- Pre-configured models with arms offered in single, two-seat and three-seat sizes for specification simplicity.
- Connecting inline and end tables offered in walnut or white oak veneer and laminate, in single and two-tone combinations.
- Accessories include power technology for convenient connectivity and pillows to add aesthetic versatility.
- Modular arrangements can stand-alone or connect more permanently with ganging brackets.
- Seating and table units feature low-profile black feet with adjustable glides as standard.
- Accompanying occasional tables offered in 36" and 42" square sizes, with single-tone or split top finish.
- Starting COM list price:
\$1,472 (Lounge Seating)
\$3,144 (Occasional Tables)

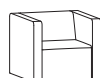
INSIGHTS

Inspired by familiar architectural forms, Archetype is a modular lounge collection with a robust presence that effortlessly radiates comfort. Arm and armless seating models, together with beautifully imagined adjoining table options, provide the building blocks to create welcoming arrangements for any space.

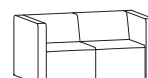
SPECIFICATIONS



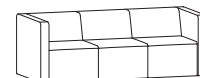
Single Lounge, Armless
W 24 x D 33¾ x H 28¾
COM 3 yds.



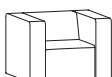
Lounge Chair, 4½" Arms
W 33 x D 33¾ x H 28¾
COM 5¾ yds.



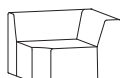
Two-Seat Unit, 4½" Arms
W 57 x D 33¾ x H 28¾
COM 8 yds.



Three-Seat Unit, 4½" Arms
W 81 x D 33¾ x H 28¾
COM 11 yds.



Lounge Chair, 8" Arms
W 40 x D 33¾ x H 28¾
COM 6 yds.



90-Degree Corner Unit
W 40¾ x D 40¾ x H 28¾
COM 5 yds.



36" Occasional Table
Single-Tone or Split Top
36" W x 36" D x 13" H



42" Occasional Table
Single-Tone or Split Top
42" W x 42" D x 13" H