

DAVIS®

SoMod Price List

Designed by jehs+laub

Effective May 1, 2022



SOMOD Lounge Series

Specifications	2
Images	3
Veneer Finishes	4
FENIX™ / Standard Laminates	5
Configurations	6
SD-1000	7
SD-1001	7
SD-1002	7
SD-1003	8
SD-1004	8
SD-1005	8
SD-2000	9
SD-2001	9
SD-2002	9
SD-2003	10
SD-3000	10



FEATURES

Bases

All units have an 2 1/2" plinth.
Plinth is offered in PT-Black, PT-Mid Grey, or PT-White

Glides

All standard units come with plastic adjustable glides. Optional felt glides **SD-Felt** are available - no upcharge if specified at time of order.

Gangng

All standard units come with onboard gangng devices

Seat Units

Each seat section is constructed of CNC frame grade plywood. Interior is constructed of multi-density foam with Dacron® overlay

Rotating Tablet

Round rotating tablet is only available centered between two backless units.
The tablet arm will always be powder coated matte black

Upholstery

Davis Fabric and Leather Program COM/COL
If you are supplying the COM/COL, submit a sample before ordering for approval.
All graded in and COM/COL must be approved for use on SoMod by the Davis factory.

SOMOD Lounge Series



Welt Detail



Rotating Tablet



Plinth Detail

Ash Veneer



Vanilla Ash



Natural Ash



Sand Ash



Toasted Ash

Oak Veneer



Alabaster
White Oak



Light Oak



Golden Oak



Harvest Oak



Slate Oak



Mineral Grey
Oak



Dark Oak

Walnut Veneer



Clear Walnut



Light Grey
Walnut



Classic Walnut




Mocha Walnut




Midnight
Walnut

FENIX™ Innovative Materials



Bianco Kos



Grigio Efeso



Grigio Antrim



Grigio Bromo




Beige Arizona




Grigio Londra



Blu Fes




Verde Comodoro




Nero Ingo

Standard Laminates


Solids




Brite White
459-58



Classic White
9244-58



Folkstone
927-58



Mouse
928-58




Storm
912-58



Platinum
902-58



Citadel
1097-58



Black
909-58

Woodgrains



White Ash
8841-NG



Buff Elm
5793-NG




Ashwood Beige
5785-NG



Silver Riftwood
6413-NG



Natural Ash
8843-NG



Finnish Oak
118-NG



Formal Walnut
5782-NG





Nut Brown Cherry
5790-NG



Graphite Elm
5796-NG



CONFIGURATIONS

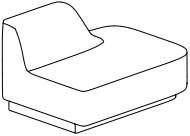

SOMOD Lounge Series



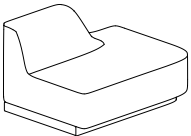

SOMOD Lounge Series

Example: item number SD-1000-L = SD-1000-L

Item	Description	Dimensions	w	inches			Yardage / Square Feet	Shipping Weight						
				d	h									
SD-1000-L SD-1000-R	Arm End Unit	Outside Inside Seat	46 ³ / ₄ 32 ¹ / ₂	34 ¹ / ₂ 22 ¹ / ₂	27 ¹ / ₂ 11 ¹ / ₄ 15 ¹ / ₄	5 yds. / 90 sq. ft.	lbs.							
 														
<p>Left</p> <p>Right</p> <p>List Price</p> <p>Grades</p> <p>COM/COL</p>		A	B	C	D	E	F	G	H	I	J	K	L	
		2815	2946	3077	3208	3339	3470	3601	3732	3863	3994	4125	4256	4387

Item	Description	Dimensions	w	inches			Yardage / Square Feet	Shipping Weight						
				d	h									
SD-1001-L SD-1001-R	Soft Angled Back End Unit	Outside Inside Seat	46 ³ / ₄ 32 ¹ / ₂	34 ¹ / ₂ 22 ¹ / ₂	27 ¹ / ₂ 11 ¹ / ₄ 15 ¹ / ₄	4 ³ / ₄ yds. / 85 ¹ / ₂ sq. ft.	lbs.							
 														
<p>Left</p> <p>Right</p> <p>List Price</p> <p>Grades</p> <p>COM/COL</p>		A	B	C	D	E	F	G	H	I	J	K	L	
		2713	2837	2961	3085	3209	3333	3457	3581	3705	3829	3953	4077	4201

NOTE: Can gang only on one side

Item	Description	Dimensions	w	inches			Yardage / Square Feet	Shipping Weight						
				d	h									
SD-1002-L SD-1002-R	Soft Angled Back End Unit / Back to Back Connector	Outside Inside Seat	46 ³ / ₄ 32 ¹ / ₂	34 ¹ / ₂ 22 ¹ / ₂	27 ¹ / ₂ 11 ¹ / ₄ 15 ¹ / ₄	4 ³ / ₄ yds. / 85 ¹ / ₂ sq. ft.	lbs.							
 														
<p>Left</p> <p>Right</p> <p>List Price</p> <p>Grades</p> <p>COM/COL</p>		A	B	C	D	E	F	G	H	I	J	K	L	
		2713	2837	2961	3085	3209	3333	3457	3581	3705	3829	3953	4077	4201

NOTE: Can gang on one side and back

Required to Specify

Fabrics or Leather : Ensure graded in material or COM/COL is approved for use on SoMod by contacting Davis

Plinth : PT-Black, PT-Mid Grey, or PT-White

Options (specify only if preferred)


Glides: SD-Felt Felt Glides - for hard surface floors. **No Upcharge** (must specify when ordering)

SEAT UNITS

SOMOD Lounge Series

Example: item number SD-1003 = SD-1003

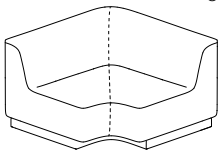
Item	Description	Dimensions	w	inches		Yardage / Square Feet	Shipping Weight
				d	h		
SD-1003	Straight Connector Unit	Outside	44	34 1/2	27 1/2	3 3/4 yds. / 67 1/2 sq. ft.	lbs.
		Inside	44	22 1/2	11 1/4		
		Seat			15 1/4		



List Price
Grades

COM/COL	A	B	C	D	E	F	G	H	I	J	K	L
2219	2321	2423	2525	2627	2729	2831	2933	3035	3137	3239	3341	3443

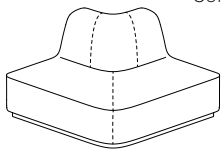
Item	Description	Dimensions	w	inches		Yardage / Square Feet	Shipping Weight
				d	h		
SD-1004	Inside Corner Connector Unit	Outside	45 3/4	45 3/4	27 1/2	5 1/2 yds. / 99 sq. ft.	lbs.
		Inside	34	34	11 1/4		
		Seat			15 1/4		



List Price
Grades

COM/COL	A	B	C	D	E	F	G	H	I	J	K	L
2818	2963	3108	3253	3398	3543	3688	3833	3978	4123	4268	4413	4558

Item	Description	Dimensions	w	inches		Yardage / Square Feet	Shipping Weight
				d	h		
SD-1005	Outside Corner Connector Unit	Outside	45 3/4	45 3/4	27 1/2	5 1/2 yds. / 99 sq. ft.	lbs.
		Inside	34	34	11 1/4		
		Seat			15 1/4		



List Price
Grades

COM/COL	A	B	C	D	E	F	G	H	I	J	K	L
2686	2831	2976	3121	3266	3411	3556	3701	3846	3991	4136	4281	4426

Required to Specify

Fabrics or Leather : Ensure graded in material or COM/COL is approved for use on SoMod by contacting Davis

Plinth : PT-Black, PT-Mid Grey, or PT-White

Options *(specify only if preferred)*

Glides: SD-Felt Felt Glides - for hard surface floors. **No Upcharge** *(must specify when ordering)*

SEAT UNITS

SOMOD Lounge Series

Example: item number SD-2000 = SD-2000

Item	Description	Dimensions	w	inches			Yardage / Square Feet	Shipping Weight
				d	h			
SD-2000	Backless Bench End Unit	Outside	46 3/4	34 1/2	15 1/4	3 3/4 yds. / 67 1/2 sq. ft.	lbs.	

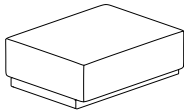


NOTE: Can gang on one side

List Price
Grades
COM/COL

COM/COL	A	B	C	D	E	F	G	H	I	J	K	L
1684	1786	1888	1990	2092	2194	2296	2398	2500	2602	2704	2806	2908

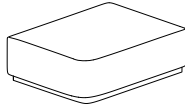
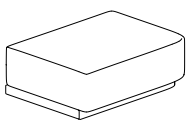
Item	Description	Dimensions	w	inches			Yardage / Square Feet	Shipping Weight
				d	h			
SD-2001	Backless Bench Connector Unit	Outside	44	34 1/2	15 1/4	3 3/4 yds. / 67 1/2 sq. ft.	lbs.	



List Price
Grades
COM/COL

COM/COL	A	B	C	D	E	F	G	H	I	J	K	L
1685	1787	1889	1991	2093	2195	2297	2399	2501	2603	2705	2807	2909

Item	Description	Dimensions	w	inches			Yardage / Square Feet	Shipping Weight
				d	h			
SD-2002-L SD-2002-R	Backless Bench End Unit / Back to Back Connector	Outside	46 3/4	34 1/2	15 1/4	3 3/4 yds. / 67 1/2 sq. ft.	lbs.	



NOTE: Can gang on one side and back

Left Right

List Price
Grades
COM/COL

COM/COL	A	B	C	D	E	F	G	H	I	J	K	L
1853	1955	2057	2159	2261	2363	2465	2567	2669	2771	2873	2975	3077

Required to Specify

Fabrics or Leather : Ensure graded in material or COM/COL is approved for use on SoMod by contacting Davis


Plinth : PT-Black, PT-Mid Grey, or PT-White

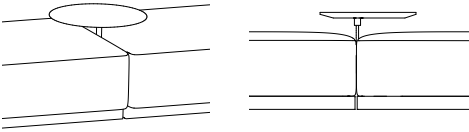
Options *(specify only if preferred)*

Glides: SD-Felt Felt Glides - for hard surface floors. **No Upcharge** *(must specify when ordering)*

SOMOD Lounge Series

Example: item number SD-2003 = SD-2003

Item	Description	Dimensions	w	inches		Yardage / Square Feet	Shipping Weight						
				d	h								
SD-2003	Ottoman	Outside	44	34 1/2	15 1/4	3 3/4 yds. / 67 1/2 sq. ft.	lbs.						
													
List Price Grades COM/COL													
	A	B	C	D	E	F	G	H	I	J	K	L	
	1715	1817	1919	2021	2123	2225	2327	2429	2531	2633	2735	2837	2939

Item	Description	Dimensions	inches		Shipping Weight	
			dia	h		
SD-3000	Rotating Tablet	Outside	19 3/4		lbs.	
						
NOTE: Tablet can only be used centered on backless bench units						
Tablet arm will always be powder coated matte black.						
List Price	-AA	-OA	-WW	-FX	-LAM	-AY
Wood Selection	Ash (Veneer)	Oak (Veneer)	Walnut (Veneer)	Fenix	Laminate	Acrylic (white only)
	780	780	817	822	753	839

Required to Specify

Fabrics or Leather : Ensure graded in material or COM/COL is approved for use on SoMod by contacting Davis

Plinth : PT-Black, PT-Mid Grey, or PT-White

Table Finishes :	Oak	-OAK	10 Alabaster White Oak	Walnut	-WAL	20 Clear Walnut	Ash	-ASH	30 Vanilla Ash
			11 Light Oak			21 Light Grey Walnut			31 Natural Ash
			12 Golden Oak			22 Classic Walnut			32 Sand Ash
			13 Harvest Oak			23 Mocha Walnut			33 Toasted Ash
			14 Slate Oak			24 Midnight Walnut			
			15 Mineral Grey Oak						
			16 Dark Oak						
Laminate	-LAM	Solid Color Top		Wood Grain Laminates					* ABS Edgeband to match top
		LAM-Brite White *		LAM-White Ash ++					++ Self edge to match top
		LAM-Classic White *		LAM-Buff Elm ++					
		LAM-Folkstone *		LAM-Ashwood Beige ++					
		LAM-Mouse *		LAM-Silver Riftwood ++					
		LAM-Storm *		LAM-Natural Ash *					
		LAM-Platinum *		LAM-Finnish Oak *					
		LAM-Citadel *		LAM-Formal Walnut *					
		LAM-Black *		LAM-Nut Brown Cherry ++					
				LAM-Graphite Elm ++					
FENIX™	-FX	Beige Arizona		Grigio Londra					All Fenix have matching edgebands
		Bianco Kos - matches Matte White		Nero Ingo - matches Matte Black					
		Blu Fes		Verde Comodoro					
		Grigio Antrim							
		Grigio Bromo							
		Grigio Efeso							

Options (specify only if preferred)

Glides: SD-Felt Felt Glides - for hard surface floors. **No Upcharge** (must specify when ordering)