

DAVIS[®]

JP Lounge Price List

Designed by Jonathan Prestwich

Effective May 1, 2022



JP Lounge Series

Specifications	2
Images	3
Veneer Finishes	4
FENIX™ / Standard Laminates.....	5
Powder Coat Finishes.....	6
Ordering Examples	7

SEAT UNITS

JP-102	8
JP-103	8
JP-122	9
JP-123	9
JP-132	10
JP-133	10
JP-202	11
JP-223	11
JP-224	11

LEGS

JP-10	12
JP-11	12
JP-30	13

STRAIGHT CUSHIONS

JP-1000	14
JP-1001	14
JP-1002	14

ARM CUSHIONS

JP-1003	15
JP-1004	15
JP-1005	15

120° CUSHIONS

JP-2000	16
JP-2001	16
JP-2002	16
JP-2003	16
JP-2501	17
JP-2502	17
JP-2503	17

SCREENS

JP-3001	18
JP-3002	18
JP-3003	18
JP-3120	19

TABLES / TABLETS*

JP-4000	20*
JP-4001	20*
JP-4002	21*
Q6-301	22*
Q6-302	22*
Q6-303	23*
Q6-304	23*
Q6-305	24*
Q6-306	24*
Q6-307	24*
Q6-308	25
Q6-309	25
Q6-400	26*
Q6-401	26*
Q6-405	27*
JP-4004	28*
JP-4005	28*

POWER

JP-4006	29
JP-4007	29
JP-3825	29
JP-3830	29



BIFMA Compliant,® the commercial furniture industry's registry of standards-conforming products.

* Indicates versions excluded from the BIFMA Compliant program. Please contact DAVIS for more information.

FEATURES

Legs

All legs are powder coated steel with aluminum castings

Frame

Powder coated aluminum

Glides

Bases come standard with adjustable black plastic glides

Optional felt adjustable glide are available - **JP-Felt** - no upcharge if specified at time of order

Seat Units

Multi-density foam over a plywood frame construction with woven webbing to create suspension

Privacy Screens

Constructed with a round tubular steel frame with inner foam core inserts.

Screens are attached to seat base units using supplied steel brackets. Please note brackets cannot be removed from seat base units.

Only solid fabrics may be used on screens.

If a ganging screen is ordered units that are ganged can not be reconfigured because of brackets.

Tablet Arms

Seating elements are notched to accept tablet support post which is welded to frame. Cannot be installed in the field.

Pivoting & Articulating Tablet – Offered in veneer, Fenix and standard laminates, or white acrylic

Fixed Wireless Charging Tablet – Offered in veneer, Fenix and standard laminates, or white acrylic. Must specify charging platform which come in all black. See page 3 for examples.

Power

Two power or one power, two charging USB units are available.

Power units come in black or white and are designed for under frame placement.

Power units are adjustable on frame. Contact factory to discuss initial placement

A "J" tray is mounted on the back rails and is used for horizontal wire management.

The Interlink iQ system is available for linking power units together. Contact factory for additional information.

Upholstery

Davis Fabric and Leather Program COM/COL

If you are supplying the COM/COL, submit a sample before ordering for approval.

All graded in and COM/COL must be approved for use on JP Lounge by the Davis factory.

JP Lounge Series



Three Seater without Screens



Three Seater with Screens

TABLETS



Rotating Tablet



Wireless Charging Tablet



Black Charging Platform

Ash Veneer




Vanilla Ash



Natural Ash



Sand Ash



Toasted Ash

Oak Veneer



Alabaster
White Oak



Light Oak



Golden Oak



Harvest Oak



Slate Oak



Mineral Grey
Oak



Dark Oak

Walnut Veneer



Clear Walnut



Light Grey
Walnut



Classic Walnut




Mocha Walnut




Midnight
Walnut

FENIX™ Innovative Materials



Bianco Kos



Grigio Efeso



Grigio Antrim



Grigio Bromo




Beige Arizona




Grigio Londra



Blu Fes




Verde Comodoro




Nero Ingo

Standard Laminates


Solids




Brite White
459-58



Classic White
9244-58



Folkstone
927-58



Mouse
928-58




Storm
912-58



Platinum
902-58



Citadel
1097-58



Black
909-58

Woodgrains



White Ash
8841-NG



Buff Elm
5793-NG



Ashwood Beige
5785-NG




Silver Riftwood
6413-NG



Natural Ash
8843-NG



Finnish Oak
118-NG



Formal Walnut
5782-NG



Nut Brown Cherry
5790-NG



Graphite Elm
5796-NG

Powder Coats

Neutral Powder Coats



-01 Matte White -02 Light Grey -03 Mid Grey -04 Steel -05 Matte Black

Pearl Powder Coats



-20 Matte Silver -21 Light Anthracite -22 Anthracite -23 Champagne -24 Light Bronze -25 Bronze

Fenix Powder Coats - *color matched to FENIX™*



-40 Grigio Efeso -41 Grigio Antrim -42 Grigio Bromo -43 Beige Arizona -44 Grigio Londra -45 Blu Fes -46 Verde Comodoro

Color Trend Powder Coats

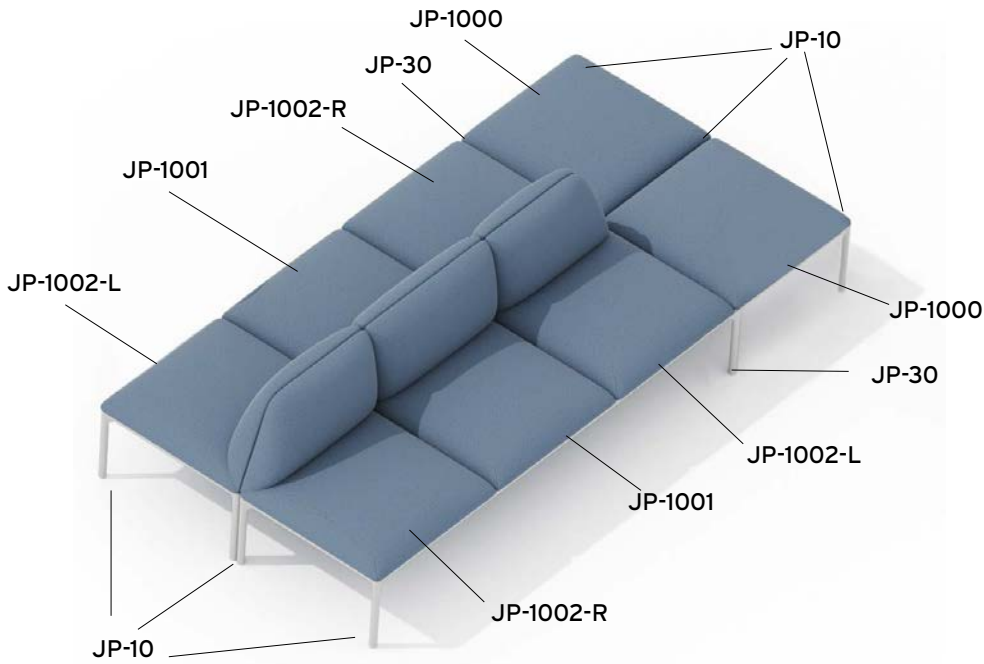


-60 Stone -61 Light Tan -62 Sand -63 Ice -64 Fog -65 Teal -66 Mustard



-67 Light Sage -68 Moss -69 Dark Green -70 Rosa -71 Terracotta -72 Burgundy

JP Lounge Series

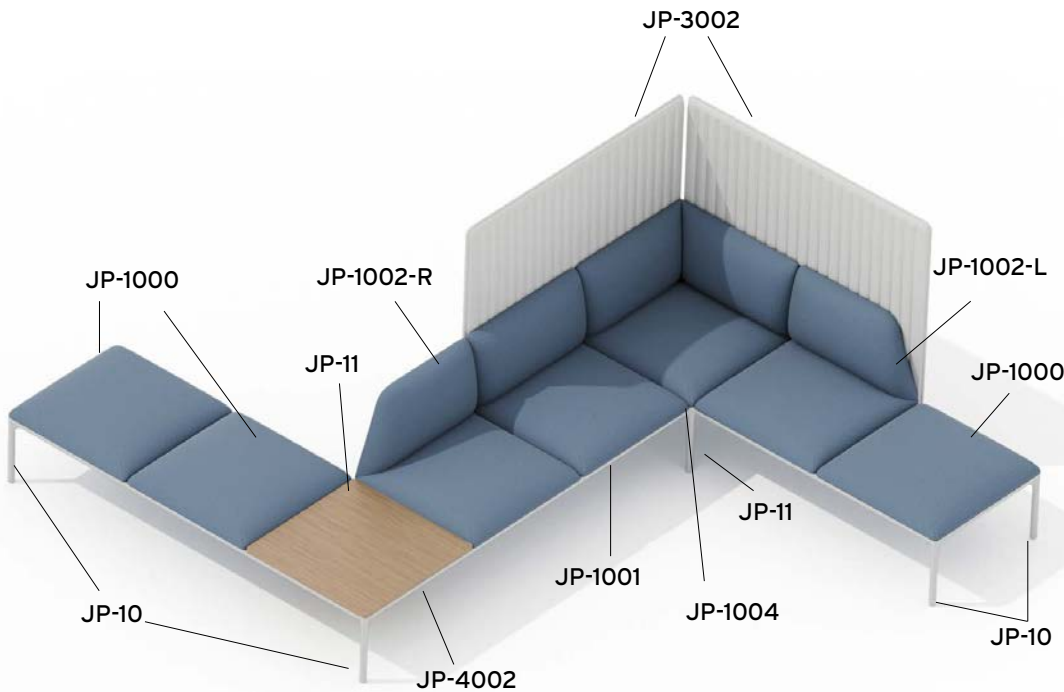


Legs

- (8) **JP-10** - 90° Outside Legs
- (4) **JP-30** - Connector Legs

Cushions

- (2) **JP-1002-R** - Soft End - Right
- (2) **JP-1002-L** - Soft End - Left
- (2) **JP-1001** - Straight
- (2) **JP-1000** - Backless



Legs

- (6) **JP-10** - 90° Outside Legs
- (2) **JP-11** - 90° Inside Legs

Cushions

- (3) **JP-1000** - Backless
- (1) **JP-1002-R** - Soft End - Right
- (2) **JP-1001** - Straight
- (1) **JP-1004** - Corner
- (1) **JP-1002-L** - Soft End - Left

Table

- (1) **JP-4002** - Finished Surface

Screens

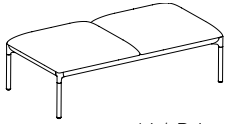
- (2) **JP-3002** - Two Unit Screen

SEAT UNITS

JP Lounge Series

Example: item number JP-102 = JP-102

Item	Description	Dimensions	inches			Yardage / Square Feet	Shipping Weight
			w	d	h		
JP-102	Two Seater Backless Unit	Outside	55 1/4	27 3/4	18	2 1/2 yds. / 45 sq. ft.	136 lbs.

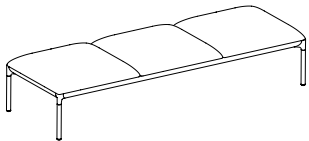


List Price
Grades
COM/COL

NOTE: This model consists of the following components:
JP-10 - 90° Outside Legs (4)
JP-1000 - Backless Cushion (2)

	A	B	C	D	E	F	G	H	I	J	K	L
3767	3855	3943	4031	4119	4207	4295	4383	4471	4559	4647	4735	4823

Item	Description	Dimensions	inches			Yardage / Square Feet	Shipping Weight
			w	d	h		
JP-103	Three Seater Backless Unit	Outside	82 1/2	27 3/4	18	3 3/4 yds. / 67 1/2 sq. ft.	204 lbs.



List Price
Grades
COM/COL

NOTE: This model consists of the following components:
JP-10 - 90° Outside Legs (4)
JP-1000 - Backless Cushion (3)

	A	B	C	D	E	F	G	H	I	J	K	L
5187	5319	5451	5583	5715	5847	5979	6111	6243	6375	6507	6639	6771

Required to Specify

Fabrics or Leather : Ensure graded in material or COM/COL is approved for use on JP Lounge by contacting Davis.

Metal Finishes : See **page 6** for all standard powder coats

Options *(specify only if preferred)*

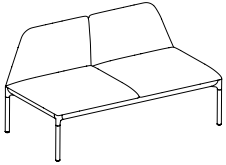
Glides: JP-Felt - no upcharge - must at time of order

SEAT UNITS

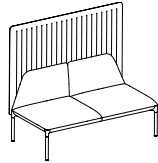
JP Lounge Series

Example: item number JP-122 = JP-122

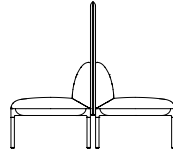
Item	Description	Dimensions	inches			Yardage / Square Feet	Shipping Weight
			w	d	h		
JP-122	Two Seater Armless Backed Unit	Outside	55 1/4	28	30	4 1/4 yds. / 76 1/2 sq. ft. Unit	166 lbs. Unit
		Inside	56	22	11 1/2		
		Seat				18	4 yds. / 72 sq. ft. Screen



List Price
Grades
COM/COL



JP-3002



JP-3002-G

NOTE: This model consists of the following components:

JP-10 - 90° Outside Legs (4)

JP-1002-R - Soft End - Right

JP-1002-L - Soft End - Left

Overall height with screens is 49 3/4"

	COM/COL	A	B	C	D	E	F	G	H	I	J	K	L
	5277	5393	5509	5625	5741	5857	5973	6089	6205	6321	6437	6553	6669

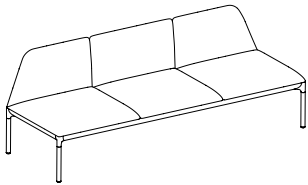
OPTION	COM/COL	A	B	C	D	E	F	G	H	I	J	K	L
JP-3002	1542	1687	1832	1977	2122	2267	2412	2557	2702	2847	2992	3137	3282

Upholstered Screen for One Sided Connection - **Screen Only**

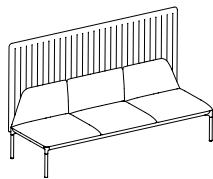
JP-3002-G

Upholstered Screen for Back to Back Connection - **Screen Only**

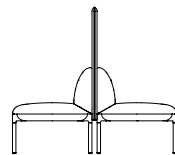
Item	Description	Dimensions	inches			Yardage / Square Feet	Shipping Weight
			w	d	h		
JP-123	Three Seater Armless Backed Unit Seat	Outside	82 1/2	28	30	6 1/4 yds. / 112 1/2 sq. ft. Unit	250 lbs. Unit
		Inside	84	22	11 1/2		
		Seat				18	5 1/2 yds. / 99 sq. ft. Screen



List Price
Grades
COM/COL



JP-3003



JP-3003-G

NOTE: This model consists of the following components:

JP-10 - 90° Outside Legs (4)

JP-1002-R - Soft End - Right

JP-1001 - Straight Cushion

JP-1002-L - Soft End - Left

Overall height with screens is 49 3/4"

	COM/COL	A	B	C	D	E	F	G	H	I	J	K	L
	7343	7525	7707	7889	8071	8253	8435	8617	8799	8981	9163	9345	9527

OPTION	COM/COL	A	B	C	D	E	F	G	H	I	J	K	L
JP-3003	1926	2071	2216	2361	2506	2651	2796	2941	3086	3231	3376	3521	3666

Upholstered Screen for One Sided Connection - **Screen Only**

JP-3003-G

Upholstered Screen for Back to Back Connection - **Screen Only**

Required to Specify

Fabrics or Leather : Ensure graded in material or COM/COL is approved for use on JP Lounge by contacting Davis.

Metal Finishes : See **page 6** for all standard powder coats

Options *(specify only if preferred)*

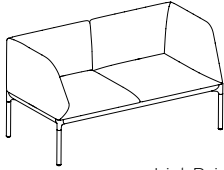
Glides: JP-Felt - no upcharge - must at time of order

SEAT UNITS

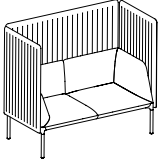
JP Lounge Series

Example: item number JP-132 = JP-132

Item	Description	Dimensions	w	inches			Yardage / Square Feet	Shipping Weight
				d	h			
JP-132	Two Seater Arm Backed Bench	Outside	56	28	30	5 1/4 yds. / 94 1/2 sq. ft. Unit	194 lbs. Unit	
		Inside Seat	44	22	11 1/2 18			8 1/2 yds. / 153 sq. ft. Screens



List Price
Grades
COM/COL



JP-Screen-132

NOTE: This model consists of the following components:
 JP-10 - 90° Outside Legs (4)
 JP-1003-R - Arm - Right
 JP-1003-L - Arm - Left

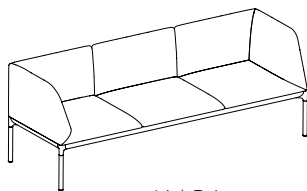
Overall height with screens is 49 3/4"

	A	B	C	D	E	F	G	H	I	J	K	L	
	5774	5934	6094	6254	6414	6574	6734	6894	7054	7214	7374	7534	7694

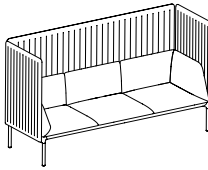
OPTION	COM/COL	A	B	C	D	E	F	G	H	I	J	K	L
JP-Screen-132	3476	3767	4058	4349	4640	4931	5222	5513	5804	6095	6386	6677	6968

Upholstered Screen for One Sided Connection - **Screens Only** (three screens are included)

Item	Description	Dimensions	w	inches			Yardage / Square Feet	Shipping Weight
				d	h			
JP-133	Three Seater Arm Backed Bench	Outside	83 3/4	28	30	6 1/4 yds. / 112 1/2 sq. ft. Unit	278 lbs. Unit	
		Inside Seat	72	22	11 1/2 18			10 yds. / 180 sq. ft. Screen



List Price
Grades
COM/COL



JP-Screen-133

NOTE: This model consists of the following components:
 JP-10 - 90° Outside Legs (4)
 JP-1003-R - Arm - Right
 JP-1001 - Straight Cushion
 JP-1003-L - Arm - Left

Overall height with screens is 49 3/4"

	A	B	C	D	E	F	G	H	I	J	K	L	
	7841	8067	8293	8519	8745	8971	9197	9423	9649	9875	10101	10327	10553

OPTION	COM/COL	A	B	C	D	E	F	G	H	I	J	K	L
JP-Screen-133	3860	4151	4442	4733	5024	5315	5606	5897	6188	6479	6770	7061	7352

Upholstered Screen for One Sided Connection - **Screens Only** (three screens are included)

Required to Specify

Fabrics or Leather : Ensure graded in material or COM/COL is approved for use on JP Lounge by contacting Davis.

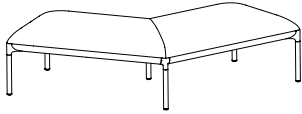
Metal Finishes : See [page 6](#) for all standard powder coats

Options (specify only if preferred)

Glides: JP-Felt - no upcharge - must at time of order

Example: item number JP-202 = JP-202

Item	Description	Dimensions	w	inches			Yardage / Square Feet	Shipping Weight
				d	h			
JP-202	120° Backless Unit	Outside	75 1/4	45 3/4	18	3 1/2 yds. / 63 sq. ft.	236 lbs.	



List Price
Grades

COM/COL	A	B	C	D	E	F	G	H	I	J	K	L
5338	5418	5498	5578	5658	5738	5818	5898	5978	6058	6138	6218	6298

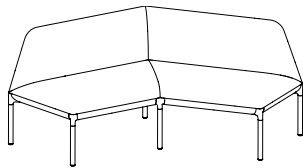
NOTE: This model consists of the following components:

JP-10 - 90° Outside Legs (4)

JP-2000 - 120° Backless Bench

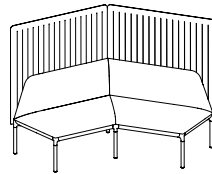
Center legs included with cushion

Item	Description	Dimensions	w	inches			Yardage / Square Feet	Shipping Weight
				d	h			
JP-223	120° Inside Seater Armless Unit	Outside	75 1/4	45 3/4	30	4 3/4 yds. / 85 1/2 sq. ft. Unit	251 lbs. Unit	
		Inside	76 1/2	22	11 1/2			
		Seat			18	5 1/2 yds. / 99 sq. ft. Screens	52 lbs. Screens	



List Price
Grades

COM/COL	A	B	C	D	E	F	G	H	I	J	K	L
5719	5835	5951	6067	6183	6299	6415	6531	6647	6763	6879	6995	7111



JP-Screen-223

NOTE: This model consists of the following components:

JP-10 - 90° Outside Legs (4)

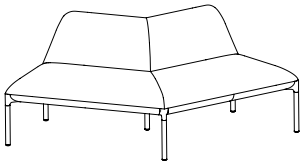
JP-2001 - 120° Inside Cushion

Overall height with screens is 49 3/4"

OPTION	COM/COL	A	B	C	D	E	F	G	H	I	J	K	L
JP-Screen-223	2531	2705	2879	3053	3227	3401	3575	3749	3923	4097	4271	4445	4619

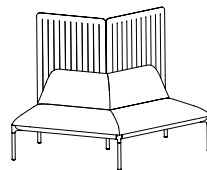
Upholstered Screen for One Sided Connection - **Screen Only** (two screens are included)

Item	Description	Dimensions	w	inches			Yardage / Square Feet	Shipping Weight
				d	h			
JP-224	120° Outside Seater Armless Unit	Outside	75 1/4	45 3/4	30	4 3/4 yds. / 85 1/2 sq. ft. Unit	251 lbs. Unit	
		Inside	76 1/2	22	11 1/2			
		Seat			18	4 1/2 yds. / 72 sq. ft. Screens	32 lbs. Screens	



List Price
Grades

COM/COL	A	B	C	D	E	F	G	H	I	J	K	L
5733	5849	5965	6081	6197	6313	6429	6545	6661	6777	6893	7009	7125



JP-Screen-224

NOTE: This model consists of the following components:

JP-10 - 90° Outside Legs (4)

JP-2002 - 120° Outside Cushion

Overall height with screens is 49 3/4"

OPTION	COM/COL	A	B	C	D	E	F	G	H	I	J	K	L
JP-Screen-224	1934	2080	2226	2372	2518	2664	2810	2956	3102	3248	3394	3540	3686

Upholstered Screen for One Sided Connection - **Screen Only** (two screens are included)

Required to Specify

Fabrics or Leather : Ensure graded in material or COM/COL is approved for use on JP Lounge by contacting Davis.

Metal Finishes : See **page 6** for all standard powder coats

Options (specify only if preferred)

Glides: JP-Felt - no upcharge - must at time of order

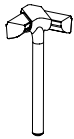
Example: item number JP-10 = JP-10

Item	Description	Dimensions	inches		
			w	d	h
JP-10	90° Outside Leg	Outside			13 3/4



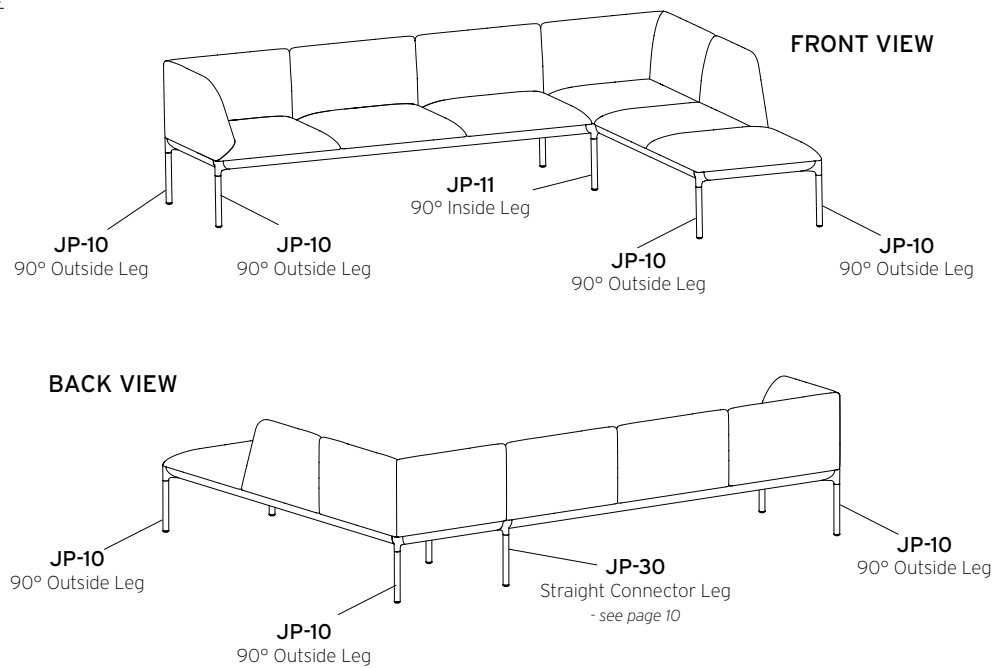
List Price
232

Item	Description	Dimensions	inches		
			w	d	h
JP-11	90° Inside Leg	Outside			13 3/4



List Price
232

Leg Placement Example



Required to Specify

Metal Finishes : See **page 6** for all standard powder coats

Options *(specify only if preferred)*

Glides: JP-Felt - no upcharge - must at time of order

Example: item number JP-30 = JP-30

Item	Description	Dimensions	w	inches d	h
JP-30	Straight Connector Leg	Outside			13 ³ / ₄
					
	List Price				
	232				

Required to Specify

Metal Finishes : See **page 6** for all standard powder coats

Options *(specify only if preferred)*

Glides: JP-Felt - **no upcharge** - *must at time of order*

STRAIGHT CUSHIONS

JP Lounge Series

Example: item number JP-1000 = JP-1000

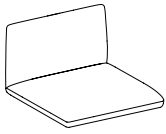
Item	Description	Dimensions	w	inches			Yardage / Square Feet	Shipping Weight
				d	h			
JP-1000	Backless Bench	Outside	27 3/4	27 3/4	4 1/4	1 3/4 yd. / 31 1/2 sq. ft.	68 lbs.	



List Price
Grades
COM/COL

COM/COL	A	B	C	D	E	F	G	H	I	J	K	L
1420	1464	1508	1552	1596	1640	1684	1728	1772	1816	1860	1904	1948

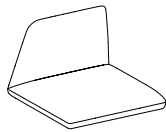
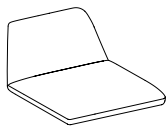
Item	Description	Dimensions	w	inches			Yardage / Square Feet	Shipping Weight
				d	h			
JP-1001	Straight Cushion Connector	Outside	27 3/4	28	16 1/4	2 1/2 yds. / 45 sq. ft.	84 lbs.	



List Price
Grades
COM/COL

COM/COL	A	B	C	D	E	F	G	H	I	J	K	L
2065	2131	2197	2263	2329	2395	2461	2527	2593	2659	2725	2791	2857

Item	Description	Dimensions	w	inches			Yardage / Square Feet	Shipping Weight
				d	h			
JP-1002-L JP-1002-R	Soft End End Unit	Outside	27 3/4	28	16 1/4	2 1/4 yds. / 40 1/2 sq. ft.	83 lbs.	



Left

Right

List Price
Grades
COM/COL

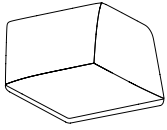
COM/COL	A	B	C	D	E	F	G	H	I	J	K	L
2176	2234	2292	2350	2408	2466	2524	2582	2640	2698	2756	2814	2872

Required to Specify

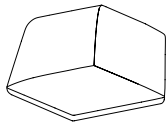
Fabrics or Leather : Ensure graded in material or COM/COL is approved for use on JP Lounge by contacting Davis

Example: item number JP-1003-L = JP-1003-L

Item	Description	Dimensions	w	inches		Yardage / Square Feet	Shipping Weight
				d	h		
JP-1003-L JP-1003-R	Arm End Unit	Outside	28	28	16 1/4	3 yds. / 54 sq. ft.	97 lbs.



Left

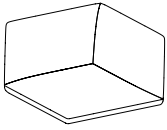


Right

List Price
Grades
COM/COL

2424	2504	2584	2664	2744	2824	2904	2984	3064	3144	3224	3304	3384
------	------	------	------	------	------	------	------	------	------	------	------	------

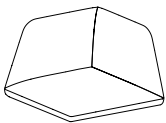
Item	Description	Dimensions	w	inches		Yardage / Square Feet	Shipping Weight
				d	h		
JP-1004	Corner Connector	Outside	28	28	16 1/4	3 1/2 yds. / 63 sq. ft.	98 lbs.



List Price
Grades
COM/COL

2402	2489	2576	2663	2750	2837	2924	3011	3098	3185	3272	3359	3446
------	------	------	------	------	------	------	------	------	------	------	------	------

Item	Description	Dimensions	w	inches		Yardage / Square Feet	Shipping Weight
				d	h		
JP-1005	Corner with Ends	Outside	28	28	16 1/4	2 3/4 yds. / 49 1/2 sq. ft.	97 lbs.



List Price
Grades
COM/COL

2727	2800	2873	2946	3019	3092	3165	3238	3311	3384	3457	3530	3603
------	------	------	------	------	------	------	------	------	------	------	------	------

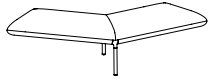
Required to Specify

Fabrics or Leather : Ensure graded in material or COM/COL is approved for use on JP Lounge by contacting Davis

JP Lounge Series

Example: item number JP-2000 = JP-2000

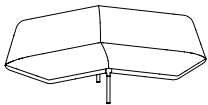
Item	Description	Dimensions	w	inches d	h	Yardage / Square Feet	Shipping Weight
JP-2000	120° Backless Bench Connector Unit	Outside	75 1/4	45 3/4	18	3 1/2 yds. / 63 sq. ft.	236 lbs.



List Price
Grades

COM/COL	A	B	C	D	E	F	G	H	I	J	K	L	
	3948	4028	4108	4188	4268	4348	4428	4508	4588	4668	4748	4828	4908

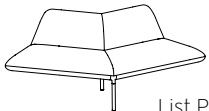
Item	Description	Dimensions	w	inches d	h	Yardage / Square Feet	Shipping Weight
JP-2001	120° Inside End Unit	Outside	75 1/4	45 3/4	30	4 3/4 yds. / 85 1/2 sq. ft.	266 lbs.



List Price
Grades

COM/COL	A	B	C	D	E	F	G	H	I	J	K	L	
	4793	4909	5025	5141	5257	5373	5489	5605	5721	5837	5953	6069	6185

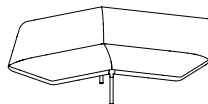
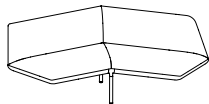
Item	Description	Dimensions	w	inches d	h	Yardage / Square Feet	Shipping Weight
JP-2002	120° Outside End Unit	Outside	75 1/4	45 3/4	30	4 3/4 yds. / 85 1/2 sq. ft.	268 lbs.



List Price
Grades

COM/COL	A	B	C	D	E	F	G	H	I	J	K	L	
	4806	4922	5038	5154	5270	5386	5502	5618	5734	5850	5966	6082	6198

Item	Description	Dimensions	w	inches d	h	Yardage / Square Feet	Shipping Weight
JP-2003-L JP-2003-R	120° Inside Connector and End Unit	Outside	75 1/4	45 3/4	30	4 3/4 yds. / 85 1/2 sq. ft.	267 lbs.



Left

Right

List Price
Grades

COM/COL	A	B	C	D	E	F	G	H	I	J	K	L	
	4793	4909	5025	5141	5257	5373	5489	5605	5721	5837	5953	6069	6185

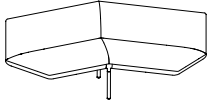
Required to Specify

Fabrics or Leather : Ensure graded in material or COM/COL is approved for use on JP Lounge by contacting Davis

Metal Finishes : See [page 6](#) for all standard powder coats

Example: item number JP-2501 = JP-2501

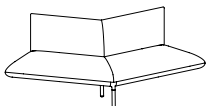
Item	Description	Dimensions	w	inches			Yardage / Square Feet	Shipping Weight
				d	h			
JP-2501	120° Inside Connector Unit	Outside	75 1/4	45 3/4	30	4 3/4 yds. / 85 1/2 sq. ft.	266 lbs.	



List Price
Grades

COM/COL	A	B	C	D	E	F	G	H	I	J	K	L
4793	4909	5025	5141	5257	5373	5489	5605	5721	5837	5953	6069	6185

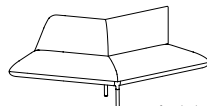
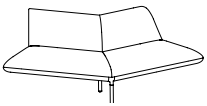
Item	Description	Dimensions	w	inches			Yardage / Square Feet	Shipping Weight
				d	h			
JP-2502	120° Outside Connector Unit	Outside	75 1/4	45 3/4	30	4 3/4 yds. / 85 1/2 sq. ft.	268 lbs.	



List Price
Grades

COM/COL	A	B	C	D	E	F	G	H	I	J	K	L
4806	4922	5038	5154	5270	5386	5502	5618	5734	5850	5966	6082	6198

Item	Description	Dimensions	w	inches			Yardage / Square Feet	Shipping Weight
				d	h			
JP-2503-L JP-2503-R	120° Outside Connector and End Unit	Outside	75 1/4	45 3/4	30	4 3/4 yds. / 85 1/2 sq. ft.	267 lbs.	



Left

Right

List Price
Grades

COM/COL	A	B	C	D	E	F	G	H	I	J	K	L
4806	4922	5038	5154	5270	5386	5502	5618	5734	5850	5966	6082	6198


Required to Specify

Fabrics or Leather : Ensure graded in material or COM/COL is approved for use on JP Lounge by contacting Davis

Metal Finishes : See [page 6](#) for all standard powder coats

Example: item number JP-3001 = JP-3001

Item	Description	Dimensions	w	inches		Yardage / Square Feet	Shipping Weight
				d	h		
JP-3001 JP-3001-G	Single, Side or 120° Outside Screen	Outside	27 7/8	1 1/2	39 3/4	2 1/4 yds. / 45 sq. ft.	16 lbs.



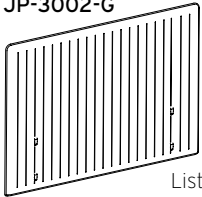
Used with single cushions, arm cushions as a side screen, or two for 120° Outside Freestanding Units

NOTE: JP-3001-G allows for two units to be ganged together back to back or side to side. Units cannot be reconfigured.

List Price
Grades

COM/COL	A	B	C	D	E	F	G	H	I	J	K	L
967	1040	1113	1186	1259	1332	1405	1478	1551	1624	1697	1770	1843

Item	Description	Dimensions	w	inches		Yardage / Square Feet	Shipping Weight
				d	h		
JP-3002 JP-3002-G	Two Seater Screen	Outside	56 1/4	1 1/2	39 3/4	4 yds. / 72 sq. ft.	33 lbs.

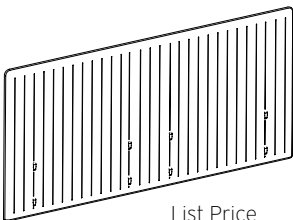


NOTE: JP-3002-G allows for two units to be ganged together back to back. Units cannot be reconfigured.

List Price
Grades

COM/COL	A	B	C	D	E	F	G	H	I	J	K	L
1542	1687	1832	1977	2122	2267	2412	2557	2702	2847	2992	3137	3282

Item	Description	Dimensions	w	inches		Yardage / Square Feet	Shipping Weight
				d	h		
JP-3003 JP-3003-G	Three Seater Screen	Outside	84	1 1/2	39 3/4	5 1/2 yds. / 99 sq. ft.	49 lbs.



NOTE: JP-3003-G allows for two units to be ganged together back to back. Units cannot be reconfigured.

List Price
Grades

COM/COL	A	B	C	D	E	F	G	H	I	J	K	L
1926	2071	2216	2361	2506	2651	2796	2941	3086	3231	3376	3521	3666

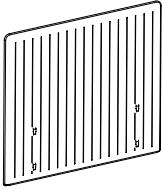
Required to Specify

Fabrics or Leather : Ensure graded in material or COM/COL is approved for use on JP Lounge by contacting Davis

JP Lounge Series

Example: item number JP-3120 = JP-3120

Item	Description	Dimensions	w	inches		Yardage / Square Feet	Shipping Weight
				d	h		
JP-3120 JP-3120-G	120° Inside Screen	Outside	45 ³ / ₄	1 ¹ / ₂	39 ³ / ₄	2 ³ / ₄ yds. / 49 ¹ / ₂ sq. ft.	26 lbs.

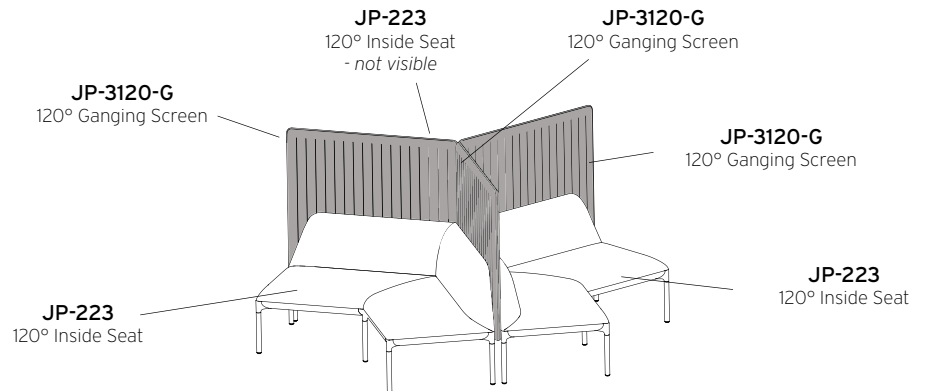
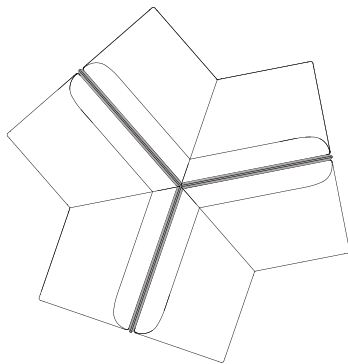


NOTE: Two screens needed for 120° Inside Freestanding units

List Price
Grades
COM/COL

	A	B	C	D	E	F	G	H	I	J	K	L	
	1265	1352	1439	1526	1613	1700	1787	1874	1961	2048	2135	2222	2309

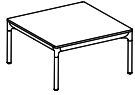
OVERHEAD VIEW

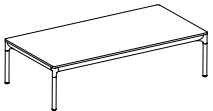


Required to Specify

Fabrics or Leather : Ensure graded in material or COM/COL is approved for use on JP Lounge by contacting Davis

Example: item number JP-4000 + top suffix -WW = JP-4000-WW

Item	Description	Dimensions	w	inches d	h	Shipping Weight
JP-4000	Square Table	Outside	27 5/8	27 5/8	14 1/2	72 lbs.
						
List Price	-AA	-OA	-WW	-AY	-FX	-LAM
Top	Ash	Oak	Walnut	Acrylic	Fenix	Laminate
Selection	(Veneer)	(Veneer)	(Veneer)			
	1744	1744	1803	1980	1785	1668

Item	Description	Dimensions	w	inches d	h	Shipping Weight
JP-4001	Rectangle Table	Outside	55 1/4	27 5/8	14 1/2	144 lbs.
						
List Price	-AA	-OA	-WW	-AY	-FX	-LAM
Top	Ash	Oak	Walnut	Acrylic	Fenix	Laminate
Selection	(Veneer)	(Veneer)	(Veneer)			
	2360	2360	2468	3078	2418	2189

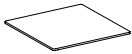
Required to Specify

Metal Finishes : See [page 6](#) for all standard powder coats

Top Finishes :	Oak	-OAK	10 Alabaster White Oak	Walnut	-WAL	20 Clear Walnut	Ash	-ASH	30 Vanilla Ash
			11 Light Oak			21 Light Grey Walnut			31 Natural Ash
			12 Golden Oak			22 Classic Walnut			32 Sand Ash
			13 Harvest Oak			23 Mocha Walnut			33 Toasted Ash
			14 Slate Oak			24 Midnight Walnut			
			15 Mineral Grey Oak				Acrylic	-AY	White
			16 Dark Oak						
Laminate	-LAM	Solid Color Top		Wood Grain Laminates					* ABS Edgeband to match top
		LAM-Brite White *		LAM-White Ash ++					++ Self edge to match top
		LAM-Classic White *		LAM-Buff Elm ++					
		LAM-Folkstone *		LAM-Ashwood Beige ++					
		LAM-Mouse *		LAM-Silver Riftwood ++					
		LAM-Storm *		LAM-Natural Ash *					
		LAM-Platinum *		LAM-Finnish Oak *					
		LAM-Citadel *		LAM-Formal Walnut *					
		LAM-Black *		LAM-Nut Brown Cherry ++					
				LAM-Graphite Elm ++					
FENIX™	-FX	Beige Arizona		Grigio Londra					All Fenix have matching edgebands
		Bianco Kos - matches Matte White		Nero Ingo - matches Matte Black					
		Blu Fes		Verde Comodoro					
		Grigio Antrim							
		Grigio Bromo							
		Grigio Efeso							

JP Lounge Series

Example: item number JP-4002 + top suffix -WW = JP-4002-WW

Item	Description	Dimensions	inches			Shipping Weight
			w	d	h	
JP-4002	Finished Surface	Outside	27 5/8	27 5/8	3/4	15 lbs.
						
List Price	-AA	-OA	-WW	-AY	-FX	-LAM
Top Selection	Ash (Veneer)	Oak (Veneer)	Walnut (Veneer)	Acrylic	Fenix	Laminate
	778	778	836	1013	818	701

Required to Specify

Metal Finishes : See [page 6](#) for all standard powder coats

Top Finishes :	Oak	-OAK	10 Alabaster White Oak	Walnut	-WAL	20 Clear Walnut	Ash	-ASH	30 Vanilla Ash
			11 Light Oak			21 Light Grey Walnut			31 Natural Ash
			12 Golden Oak			22 Classic Walnut			32 Sand Ash
			13 Harvest Oak			23 Mocha Walnut			33 Toasted Ash
			14 Slate Oak			24 Midnight Walnut			
			15 Mineral Grey Oak				Acrylic	-AY	White
			16 Dark Oak						
Laminate	-LAM	<i>Solid Color Top</i>		<i>Wood Grain Laminates</i>					<i>* ABS Edgeband to match top</i>
		LAM-Brite White *		LAM-White Ash ++					<i>++ Self edge to match top</i>
		LAM-Classic White *		LAM-Buff Elm ++					
		LAM-Folkstone *		LAM-Ashwood Beige ++					
		LAM-Mouse *		LAM-Silver Riftwood ++					
		LAM-Storm *		LAM-Natural Ash *					
		LAM-Platinum *		LAM-Finnish Oak *					
		LAM-Citadel *		LAM-Formal Walnut *					
		LAM-Black *		LAM-Nut Brown Cherry ++					
				LAM-Graphite Elm ++					
FENIX™	-FX	Beige Arizona		Grigio Londra					<i>All Fenix have matching edgebands</i>
		Bianco Kos - matches Matte White		Nero Ingo - matches Matte Black					
		Blu Fes		Verde Comodoro					
		Grigio Antrim							
		Grigio Bromo							
		Grigio Efeso							

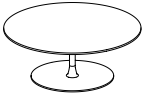
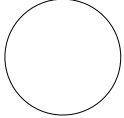
Options (specify only if preferred)

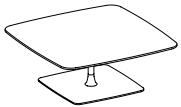

Power Box Option:

JP-3825-B / JP-3825-W - Power Surface Unit - \$ 232 - One Power Unit - *Black (-B) and White (W) offered – only available in JP-4002.*

JP-3830-B / JP-3830-W - Power Surface Unit - \$ 285 - One Charging USB Unit - *Black (-B) and White (W) offered – only available in JP-4002.*

Example: item number **Q6-301** + top suffix **-OA** = **Q6-301-OA**

Item	Description	Dimensions	inches		Shipping Weight	
			dia	h		
Q6-301	36" Round Top Occasional Height	Outside	36	14	lbs.	
 		NOTE: Column diameter is 1 1/2"				
List Price	-AA	-OA	-WW	-AY	-FX	-LAM
Top Selection	Ash (Veneer)	Oak (Veneer)	Walnut (Veneer)	Acrylic	Fenix	Laminate
	2042	2042	2143	3894	2178	1960

Item	Description	Dimensions	inches			Shipping Weight
			w	d	h	
Q6-302	36" x 36" Square Top Occasional Height	Outside	36	36	14	lbs.
 		NOTE: Column diameter is 1 1/2"				
List Price	-AA	-OA	-WW	-AY	-FX	-LAM
Top Selection	Ash (Veneer)	Oak (Veneer)	Walnut (Veneer)	Acrylic	Fenix	Laminate
	2084	2084	2184	3936	2220	2001

Required to Specify

Metal Finishes : See [page 6](#) for all standard powder coats

Top Finishes :	Oak	-OAK	10 Alabaster White Oak	Walnut	-WAL	20 Clear Walnut	Ash	-ASH	30 Vanilla Ash
			11 Light Oak			21 Light Grey Walnut			31 Natural Ash
			12 Golden Oak			22 Classic Walnut			32 Sand Ash
			13 Harvest Oak			23 Mocha Walnut			33 Toasted Ash
			14 Slate Oak			24 Midnight Walnut			
			15 Mineral Grey Oak				Acrylic	-AY	White
			16 Dark Oak						
Laminate	-LAM	Solid Color Top	Wood Grain Laminates	* ABS Edgeband to match top					
		LAM-Brite White *	LAM-White Ash ++	++ Self edge to match top					
		LAM-Classic White *	LAM-Buff Elm ++						
		LAM-Folkstone *	LAM-Ashwood Beige ++						
		LAM-Mouse *	LAM-Silver Riftwood ++						
		LAM-Storm *	LAM-Natural Ash *						
		LAM-Platinum *	LAM-Finnish Oak *						
		LAM-Citadel *	LAM-Formal Walnut *						
		LAM-Black *	LAM-Nut Brown Cherry ++						
			LAM-Graphite Elm ++						
FENIX™	-FX	Beige Arizona	Grigio Londra	All Fenix have matching edgebands					
		Bianco Kos - matches Matte White	Nero Ingo - matches Matte Black						
		Blu Fes	Verde Comodoro						
		Grigio Antrim							
		Grigio Bromo							
		Grigio Efeso							

Options (specify only if preferred)

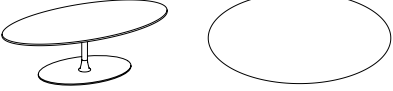
Power Box Options:

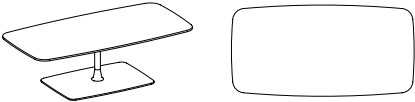
Q6-10PP-B / Q6-10-PP-W - Power Surface Unit - \$679 - Two Power unit placed in the middle of the table. **Black (-B) and White (-W) offered**

Q6-15PD-B / Q6-15PD-W - Power Surface Unit - \$679 - One Power and One Open Data unit placed in the middle of the table. **Black (-B) and White (-W) offered**

Q6-25PUSBAC-B / Q6-25PUSBAC-W - Power Surface Unit - \$933 - One Power unit, One USB-A, and One USB-C Charger placed in the middle of the table. **Black (-B) and White (-W) offered**

Example: item number **Q6-303** + top suffix **-OA** = **Q6-303-OA**

Item	Description	Dimensions	inches			Shipping Weight
			w	d	h	
Q6-303	48" x 24" Oval Top Occasional Height	Outside	48	24	14	lbs.
		NOTE: Column diameter is 1 1/2"				
List Price	-AA	-OA	-WW	-AY	-FX	-LAM
Top	Ash	Oak	Walnut	Acrylic	Fenix	Laminate
Selection	(Veneer)	(Veneer)	(Veneer)			
	2050	2050	2143	3921	2172	1976

Item	Description	Dimensions	inches			Shipping Weight
			w	d	h	
Q6-304	48" x 24" Rounded Rect. Top Occasional Height	Outside	48	24	14	lbs.
		NOTE: Column diameter is 1 1/2"				
List Price	-AA	-OA	-WW	-AY	-FX	-LAM
Top	Ash	Oak	Walnut	Acrylic	Fenix	Laminate
Selection	(Veneer)	(Veneer)	(Veneer)			
	2063	2063	2157	3934	2185	1991

Required to Specify

Metal Finishes : See **page 6** for all standard powder coats

Top Finishes :	Oak	-OAK	10 Alabaster White Oak	Walnut	-WAL	20 Clear Walnut	Ash	-ASH	30 Vanilla Ash
			11 Light Oak			21 Light Grey Walnut			31 Natural Ash
			12 Golden Oak			22 Classic Walnut			32 Sand Ash
			13 Harvest Oak			23 Mocha Walnut			33 Toasted Ash
			14 Slate Oak			24 Midnight Walnut			
			15 Mineral Grey Oak				Acrylic	-AY	White
			16 Dark Oak						
Laminate	-LAM	Solid Color Top		Wood Grain Laminates					* ABS Edgeband to match top
		LAM-Brite White *		LAM-White Ash ++					++ Self edge to match top
		LAM-Classic White *		LAM-Buff Elm ++					
		LAM-Folkstone *		LAM-Ashwood Beige ++					
		LAM-Mouse *		LAM-Silver Riftwood ++					
		LAM-Storm *		LAM-Natural Ash *					
		LAM-Platinum *		LAM-Finnish Oak *					
		LAM-Citadel *		LAM-Formal Walnut *					
		LAM-Black *		LAM-Nut Brown Cherry ++					
				LAM-Graphite Elm ++					
FENIX™	-FX	Beige Arizona		Grigio Londra					All Fenix have matching edgebands
		Bianco Kos - matches Matte White		Nero Ingo - matches Matte Black					
		Blu Fes		Verde Comodoro					
		Grigio Antrim							
		Grigio Bromo							
		Grigio Efeso							

Options (specify only if preferred)

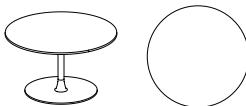
Power Box Options:

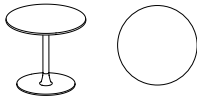
Q6-10PP-B / Q6-10-PP-W - Power Surface Unit – \$ 679 - Two Power unit placed in the middle of the table. **Black (-B) and White (-W) offered**


Q6-15PD-B / Q6-15PD-W - Power Surface Unit – \$ 679 - One Power and One Open Data unit placed in the middle of the table. **Black (-B) and White (-W) offered**

Q6-25PUSBAC-B / Q6-25PUSBAC-W - Power Surface Unit – \$ 933 - One Power unit, One USB-A, and One USB-C Charger placed in the middle of the table. **Black (-B) and White (-W) offered**

Example: item number **Q6-305** + top suffix **-OA** = **Q6-305-OA**

Item	Description	Dimensions	inches dia	h	Shipping Weight	
Q6-305	28" Round Top	Outside	28	16	lbs.	
 NOTE: Column diameter is 1 1/2"						
List Price	-AA	-OA	-WW	-AY	-FX	-LAM
Top	Ash	Oak	Walnut	Acrylic	Fenix	Laminate
Selection	(Veneer)	(Veneer)	(Veneer)			
	1830	1830	1897	2904	1918	1784

Item	Description	Dimensions	inches d	h	Shipping Weight	
Q6-306	20" Round Top	Outside	20	18	lbs.	
 NOTE: Column diameter is 1 1/2"						
List Price	-AA	-OA	-WW	-AY	-FX	-LAM
Top	Ash	Oak	Walnut	Acrylic	Fenix	Laminate
Selection	(Veneer)	(Veneer)	(Veneer)			
	1434	1434	1473	2135	1479	1410

Item	Description	Dimensions	inches dia	h	Shipping Weight	
Q6-307	16" Round Top	Outside	16	20	35 lbs.	
 NOTE: Column diameter is 1 1/2"						
List Price	-AA	-OA	-WW	-AY	-FX	-LAM
Top	Ash	Oak	Walnut	Acrylic	Fenix	Laminate
Selection	(Veneer)	(Veneer)	(Veneer)			
	1074	1074	1088	1226	1110	1073


Required to Specify


Metal Finishes : See **page 6** for all standard powder coats

Top Finishes :	Oak	-OAK	10 Alabaster White Oak	Walnut	-WAL	20 Clear Walnut	Ash	-ASH	30 Vanilla Ash
			11 Light Oak			21 Light Grey Walnut			31 Natural Ash
			12 Golden Oak			22 Classic Walnut			32 Sand Ash
			13 Harvest Oak			23 Mocha Walnut			33 Toasted Ash
			14 Slate Oak			24 Midnight Walnut			
			15 Mineral Grey Oak				Acrylic	-AY	White
			16 Dark Oak						
Laminate	-LAM		Solid Color Top			Wood Grain Laminates			* ABS Edgeband to match top
			LAM-Brite White *			LAM-White Ash ++			++ Self edge to match top
			LAM-Classic White *			LAM-Buff Elm ++			
			LAM-Folkstone *			LAM-Ashwood Beige ++			
			LAM-Mouse *			LAM-Silver Riftwood ++			
			LAM-Storm *			LAM-Natural Ash *			
			LAM-Platinum *			LAM-Finnish Oak *			
			LAM-Citadel *			LAM-Formal Walnut *			
			LAM-Black *			LAM-Nut Brown Cherry ++			
						LAM-Graphite Elm ++			
FENIX™	-FX		Beige Arizona			Grigio Londra			All Fenix have matching edgebands
			Bianco Kos - matches Matte White			Nero Ingo - matches Matte Black			
			Blu Fes			Verde Comodoro			
			Grigio Antrim						
			Grigio Bromo						
			Grigio Efeso						

Q6 Lounge Series

Example: item number **Q6-308** + wood suffix **-OA** = **Q6-308-OA**

Item	Description	Dimensions	inches dia	h	Shipping Weight	
Q6-308	36" Round Top	Outside	36	26	lbs.	
		NOTE: Column diameter is 3"				
List Price	-AA	-OA	-WW	-AY	-FX	-LAM
Top	Ash	Oak	Walnut	Acrylic	Fenix	Laminate
Selection	(Veneer)	(Veneer)	(Veneer)			
	1916	1916	1941	3657	1996	1896

Item	Description	Dimensions	inches d	h	Shipping Weight	
Q6-309	48" Round Top	Outside	48	26	lbs.	
		NOTE: Column diameter is 3"				
List Price	-AA	-OA	-WW	-AY	-FX	-LAM
Top	Ash	Oak	Walnut	Acrylic	Fenix	Laminate
Selection	(Veneer)	(Veneer)	(Veneer)			
	2399	2399	2439	3886	2490	2339


Required to Specify

Metal Finishes : See [page 6](#) for all standard powder coats

Top Finishes :	Oak	-OAK	10 Alabaster White Oak	Walnut	-WAL	20 Clear Walnut	Acrylic	-AY	White
			11 Light Oak			21 Light Grey Walnut			
			12 Golden Oak			22 Classic Walnut	Ash	-ASH	30 Vanilla Ash
			13 Harvest Oak			23 Mocha Walnut			31 Natural Ash
			14 Slate Oak			24 Midnight Walnut			32 Sand Ash
			15 Mineral Grey Oak						33 Toasted Ash
			16 Dark Oak						
Laminate	-LAM	<i>Solid Color Top</i>		<i>Wood Grain Laminates</i>					<i>* ABS Edgeband to match top</i>
		LAM-Brite White *		LAM-White Ash ++					<i>++ Self edge to match top</i>
		LAM-Classic White *		LAM-Buff Elm ++					
		LAM-Folkstone *		LAM-Ashwood Beige ++					
		LAM-Mouse *		LAM-Silver Riftwood ++					
		LAM-Storm *		LAM-Natural Ash *					
		LAM-Platinum *		LAM-Finnish Oak *					
		LAM-Citadel *		LAM-Formal Walnut *					
		LAM-Black *		LAM-Nut Brown Cherry ++					
				LAM-Graphite Elm ++					
FENIX™	-FX	Beige Arizona		Grigio Londra					<i>All Fenix have matching edgebands</i>
		Bianco Kos - matches Matte White		Nero Ingo - matches Matte Black					
		Blu Fes		Verde Comodoro					
		Grigio Antrim							
		Grigio Bromo							
		Grigio Efeso							

Example: item number **Q6-400** + top suffix **-OA** = **Q6-400-OA**

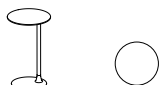
Item	Description	Dimensions	inches dia	h	Shipping Weight
Q6-400	21" Round Top Individual Height	Outside	21	26	35 lbs.



NOTE: Column diameter is 1 1/2"

List Price Top Selection	-AA Ash (Veneer)	-OA Oak (Veneer)	-WW Walnut (Veneer)	-AY Acrylic	-FX Fenix	-LAM Laminate
	1476	1476	1487	1633	1505	1482

Item	Description	Dimensions	inches dia	h	Shipping Weight
Q6-401	14.25" Round Top Individual Height	Outside	14 1/4	24	lbs.



NOTE: Column diameter is 1 3/16"

List Price Top Selection	-AA Ash (Veneer)	-OA Oak (Veneer)	-WW Walnut (Veneer)	-AY Acrylic	-FX Fenix	-LAM Laminate
	1087	1087	1100	1239	1124	1086

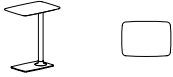
Required to Specify

Metal Finishes : See **page 6** for all standard powder coats

Top Finishes :	Oak	-OAK	10 Alabaster White Oak	Walnut	-WAL	20 Clear Walnut	Ash	-ASH	30 Vanilla Ash
			11 Light Oak			21 Light Grey Walnut			31 Natural Ash
			12 Golden Oak			22 Classic Walnut			32 Sand Ash
			13 Harvest Oak			23 Mocha Walnut			33 Toasted Ash
			14 Slate Oak			24 Midnight Walnut			
			15 Mineral Grey Oak				Acrylic	-AY	White
			16 Dark Oak						
Laminate	-LAM	Solid Color Top	LAM-Brite White *	Wood Grain Laminates		LAM-White Ash ++	* ABS Edgeband to match top		
		LAM-Classic White *	LAM-Folkstone *	LAM-White Elm ++		LAM-Buff Elm ++	++ Self edge to match top		
		LAM-Mouse *	LAM-Storm *	LAM-Ashwood Beige ++		LAM-Silver Riftwood ++			
		LAM-Platinum *	LAM-Citadel *	LAM-Natural Ash *		LAM-Finnish Oak *			
		LAM-Black *		LAM-Finnish Oak *		LAM-Formal Walnut *			
				LAM-Nut Brown Cherry ++		LAM-Graphite Elm ++			
FENIX™	-FX	Beige Arizona	Bianco Kos - matches Matte White	Grigio Londra		Nero Ingo - matches Matte Black	All Fenix have matching edgebands		
		Blu Fes	Grigio Antrim	Verde Comodoro					
		Grigio Bromo	Grigio Efeso						

Example: item number **Q6-405** + top suffix **-OA** = **Q6-405-OA**

Item	Description	Dimensions	inches			Shipping Weight
			w	d	h	
Q6-405	21" x 15" Top Individual Height	Outside	21	15	26	lbs.



NOTE: Column diameter is 1 1/2"

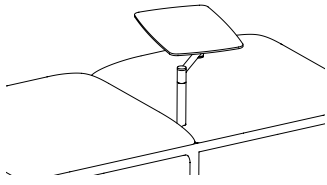
List Price	-AA	-OA	-WW	-AY	-FX	-LAM
Top Selection	Ash (Veneer)	Oak (Veneer)	Walnut (Veneer)	Acrylic	Fenix	Laminate
	1427	1427	1432	1523	1453	1432

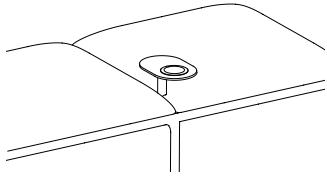
Required to Specify

Metal Finishes : See **page 6** for all standard powder coats

Top Finishes :	Oak	-OAK	10 Alabaster White Oak	Walnut	-WAL	20 Clear Walnut	Ash	-ASH	30 Vanilla Ash
			11 Light Oak			21 Light Grey Walnut			31 Natural Ash
			12 Golden Oak			22 Classic Walnut			32 Sand Ash
			13 Harvest Oak			23 Mocha Walnut			33 Toasted Ash
			14 Slate Oak			24 Midnight Walnut			
			15 Mineral Grey Oak				Acrylic	-AY	White
			16 Dark Oak						
Laminate	-LAM		Solid Color Top			Wood Grain Laminates			* ABS Edgeband to match top
			LAM-Brite White *			LAM-White Ash ++			++ Self edge to match top
			LAM-Classic White *			LAM-Buff Elm ++			
			LAM-Folkstone *			LAM-Ashwood Beige ++			
			LAM-Mouse *			LAM-Silver Riftwood ++			
			LAM-Storm *			LAM-Natural Ash *			
			LAM-Platinum *			LAM-Finnish Oak *			
			LAM-Citadel *			LAM-Formal Walnut *			
			LAM-Black *			LAM-Nut Brown Cherry ++			
						LAM-Graphite Elm ++			
FENIX™	-FX		Beige Arizona			Grigio Londra			All Fenix have matching edgebands
			Bianco Kos - matches Matte White			Nero Ingo - matches Matte Black			
			Blu Fes			Verde Comodoro			
			Grigio Antrim						
			Grigio Bromo						
			Grigio Efeso						

Example: item number JP-4004 + top suffix -OA = = JP-4004-OA

Item	Description	Dimensions	inches			Shipping Weight
			w	d	h	
JP-4004	Pivoting & Articulating Tablet	Outside	17	11	3/4	10 lbs.
						
List Price	-AA	-OA	-WW	-AY	-FX	-LAM
Top Selection	Ash (Veneer)	Oak (Veneer)	Walnut (Veneer)	Acrylic	Fenix	Laminate
	786	786	806	806	796	767

Item	Description	Dimensions	inches			Shipping Weight
			w	d	h	
JP-4005	Wireless Charging Tablet	Outside	9	6	3/4	8 lbs.
						
<i>NOTE: Charging platform comes standard in black only.</i>						
List Price	-AA	-OA	-WW	-AY	-FX	-LAM
Top Selection	Ash (Veneer)	Oak (Veneer)	Walnut (Veneer)	Acrylic	Fenix	Laminate
	1080	1080	1088	1097	1088	1079

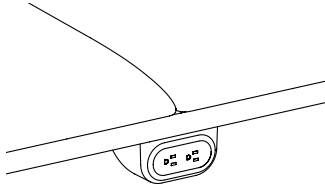
Required to Specify

Top Finishes :	Oak	-OAK	10 Alabaster White Oak 11 Light Oak 12 Golden Oak 13 Harvest Oak 14 Slate Oak 15 Mineral Grey Oak 16 Dark Oak	Walnut	-WAL	20 Clear Walnut 21 Light Grey Walnut 22 Classic Walnut 23 Mocha Walnut 24 Midnight Walnut	Ash	-ASH	30 Vanilla Ash 31 Natural Ash 32 Sand Ash 33 Toasted Ash
	Laminate	-LAM	Solid Color Top LAM-Brite White * LAM-Classic White * LAM-Folkstone * LAM-Mouse * LAM-Storm * LAM-Platinum * LAM-Citadel * LAM-Black *			Wood Grain Laminates LAM-White Ash ++ LAM-Buff Elm ++ LAM-Ashwood Beige ++ LAM-Silver Riftwood ++ LAM-Natural Ash * LAM-Finnish Oak * LAM-Formal Walnut * LAM-Nut Brown Cherry ++ LAM-Graphite Elm ++			* ABS Edgeband to match top ++ Self edge to match top
	FENIX™	-FX	Beige Arizona Bianco Kos - matches Matte White Blu Fes Grigio Antrim Grigio Bromo Grigio Efeso			Grigio Londra Nero Ingo - matches Matte Black Verde Comodoro			All Fenix have matching edgebands

JP Lounge Series

Example: item number JP-4006-B = JP-4006-B

Item	Description	Dimensions	inches			Shipping Weight
			w	d	h	
JP-4006-B JP-4006-W	Two Power	Outside	5 1/4	5	3	2 lbs.



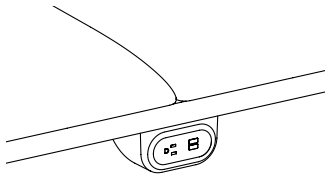
NOTE: JP-4006-B - front and case of unit is black / JP-4006-W - front and case of unit is white

End power cord with plug included is 108" in length

List Price

676

Item	Description	Dimensions	inches			Shipping Weight
			w	d	h	
JP-4007-B JP-4007-W	One Power/Two Charging USB	Outside	5 1/4	5	3	2 lbs.



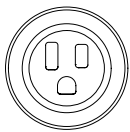
NOTE: JP-4007-B - front and case of unit is black / JP-4007-W - front and case of unit is white

End power cord with plug included is 108" in length

List Price

819

Item	Description	Dimensions	inches
			dia
JP-3825-B JP-3825-W	Round Electric One Power	Outside	2



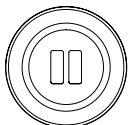
End power cord with plug included is 72" in length

Only available on JP-4002

List Price

232

Item	Description	Dimensions	inches
			dia
JP-3830-B JP-3830-W	Round Electric One Charging USB	Outside	2



End power cord with plug included is 72" in length

Only available on JP-4002

List Price

285