

DAVIS[®]

A-Bench Price List

Designed by jehs+laub

Effective May 1, 2022



A-BENCH Series

Specifications	2
Images	3
Veneer Finishes	4
FENIX™ / Standard Laminates	5
Powder Coat Finishes	6
Ordering Examples	7

SEAT UNITS

AB-102	8
AB-103	8
AB-112	9
AB-113	9
AB-122	10
AB-123	10

LEGS

AB-10	11
AB-11	11

SEAT BEAMS

AB-22	12
AB-23	12
AB-25	12

STRAIGHT CUSHIONS

AB-1000	13
AB-1001	13
AB-1002	14
AB-1003	14

CURVED CUSHIONS

AB-2000	15
AB-2001	15
AB-2002	15

FINISHED SURFACES

AB-3000	16*
AB-3001	16*
AB-3002	16*



BIFMA Compliant®, the commercial furniture industry's registry of standards-conforming products.

** Indicates versions excluded from the BIFMA Compliant program. Please contact DAVIS for more information.*

FEATURES

Legs

All legs are die-cast aluminum.

End Leg - used at the end of beams and can not be used to connect beams together

Connecting Leg - used to connect beams for larger configurations

Beam

All beams come standard in matte black powder coat.

Glides

Bases come standard with black plastic glides

Optional felt glide - **AB-Felt** felt glides available upon request **\$ 83** upcharge

Seat Units

Molded foam seat back, with pocket springs and a layer of molded foam in the seat.

Table

Finished Surface – offered in veneer, FENIX™, standard laminates and 20mm white acrylic

Upholstery

Davis Fabric and Leather Program COM/COL

If you are supplying the COM/COL, submit a sample before ordering for approval.

All graded in and COM/COL must be approved for use on A-Bench by the Davis factory.

A-BENCH Series




Two Seat Backless Bench



Two Seat Armless Bench



Two Seat Arm Bench




Three Seat Backless Bench



Three Seat Armless Bench



Three Seat Arm Bench



Curved Configuration



Finished Surface

Ash Veneer



Vanilla Ash



Natural Ash



Sand Ash



Toasted Ash

Oak Veneer



Alabaster
White Oak



Light Oak



Golden Oak



Harvest Oak



Slate Oak



Mineral Grey
Oak



Dark Oak

Walnut Veneer



Clear Walnut



Light Grey
Walnut



Classic Walnut




Mocha Walnut




Midnight
Walnut

FENIX™ Innovative Materials



Bianco Kos



Grigio Efeso



Grigio Antrim



Grigio Bromo



Beige Arizona




Grigio Londra



Blu Fes




Verde Comodoro




Nero Ingo

Standard Laminates


Solids




Brite White
459-58



Classic White
9244-58



Folkstone
927-58



Mouse
928-58



Storm
912-58



Platinum
902-58



Citadel
1097-58



Black
909-58

Woodgrains



White Ash
8841-NG



Buff Elm
5793-NG



Ashwood Beige
5785-NG



Silver Riftwood
6413-NG



Natural Ash
8843-NG



Finnish Oak
118-NG



Formal Walnut
5782-NG



Nut Brown Cherry
5790-NG



Graphite Elm
5796-NG

Powder Coats

Neutral Powder Coats



-01 Matte White -02 Light Grey -03 Mid Grey -04 Steel -05 Matte Black

Pearl Powder Coats



-20 Matte Silver -21 Light Anthracite -22 Anthracite -23 Champagne -24 Light Bronze -25 Bronze

Fenix Powder Coats - *color matched to FENIX™*



-40 Grigio Efeso -41 Grigio Antrim -42 Grigio Bromo -43 Beige Arizona -44 Grigio Londra -45 Blu Fes -46 Verde Comodoro

Color Trend Powder Coats

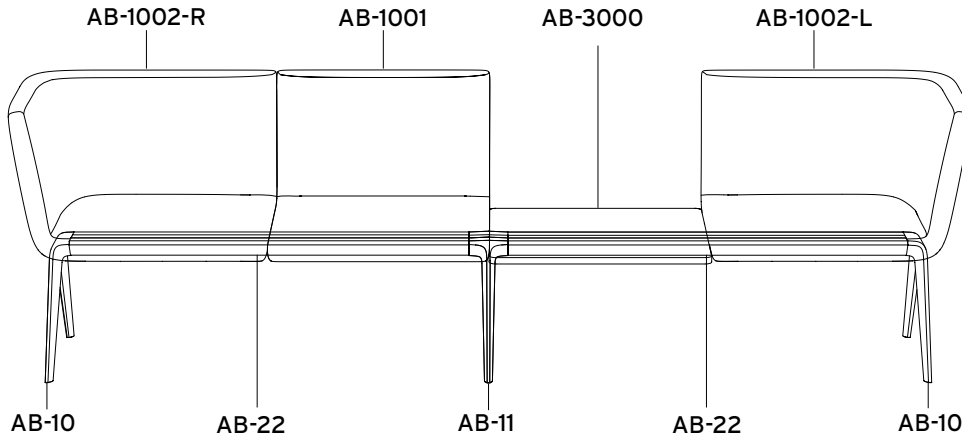


-60 Stone -61 Light Tan -62 Sand -63 Ice -64 Fog -65 Teal -66 Mustard



-67 Light Sage -68 Moss -69 Dark Green -70 Rosa -71 Terracotta -72 Burgundy

Example 1:



Seat Beam

(2) **AB-22** -Two Seat Beam

Legs

AB-10 -End Leg

AB-11 -Connector Leg

AB-10 -End Leg

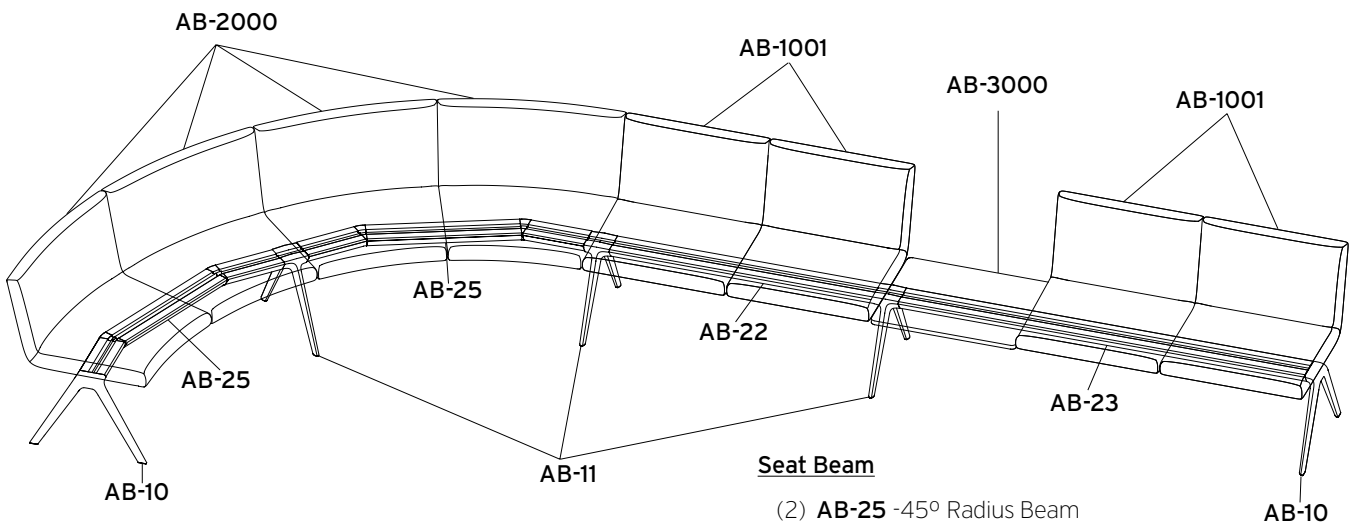
Cushions & Tables

AB-1002-R -Arm Cushion - Right

AB-1001 -Straight Cushion

AB-3000 - Straight Finished Surface

AB-1002-L -Left Arm Cushion



Seat Beam

(2) **AB-25** -45° Radius Beam

AB-22 - Two Seat Beam

AB-23 - Three Seat Beam

Legs

AB-10 -End Leg

(3) **AB-11** -Connector Leg

AB-10 -End Leg

Cushions & Tables

(4) **AB-2000** - Inside Curve

(2) **AB-1001** - Straight Cushion

AB-3000 - Straight Finished Surface

(2) **AB-1001** - Straight Cushion

Example 2:

SEAT UNITS

A-BENCH Series

Example: item number **AB-102** + base suffix **-PC** = **AB-102-PC**

Item	Description	Dimensions	inches			Yardage / Square Feet	Shipping Weight
			w	d	h		
AB-102	Two Seater Backless Bench	Outside	51 1/4	21 1/4	18 3/4	2 yds. / 36 sq. ft.	127 lbs.



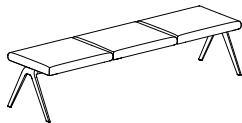
NOTE: This model consists of the following components:

- AB-22 - Two Seat Beam
- AB-10 - End Leg (2)
- AB-1000 - Backless Seat Cushion (2)

List Price
Grades

	COM/COL	A	B	C	D	E	F	G	H	I	J	K	L
-PA Polished Alu.	2605	2663	2721	2779	2837	2895	2953	3011	3069	3127	3185	3243	3301
-PC Powder Coat	2783	2841	2899	2957	3015	3073	3131	3189	3247	3305	3363	3421	3479

Item	Description	Dimensions	inches			Yardage / Square Feet	Shipping Weight
			w	d	h		
AB-103	Three Seater Backless Bench	Outside	76 7/8	21 1/4	18 3/4	3 yds. / 54 sq. ft.	184 lbs.



NOTE: This model consists of the following components:

- AB-23 - Three Seat Beam
- AB-10 - End Leg (2)
- AB-1000 - Backless Seat Cushion (3)

List Price
Grades

	COM/COL	A	B	C	D	E	F	G	H	I	J	K	L
-PA Polished Alu.	3495	3582	3669	3756	3843	3930	4017	4104	4191	4278	4365	4452	4539
-PC Powder Coat	3673	3760	3847	3934	4021	4108	4195	4282	4369	4456	4543	4630	4717

Required to Specify

Fabrics or Leather : Ensure graded in material or COM/COL is approved for use on A-Bench by contacting Davis.

Metal Finish : Polished Aluminum or powder coat. See powder coat options on **page 6**.

Options (specify only if preferred)


Glides: AB-Felt - **\$83upcharge** - *must specify at time of order*

SEAT UNITS

A-BENCH Series

Example: item number **AB-112** + base suffix **-PC** = **AB-112-PC**

Item	Description	Dimensions	inches			Yardage / Square Feet	Shipping Weight
			w	d	h		
AB-112	Two Seater Armless Backed Bench	Outside	51 1/4	25 5/8	32	3 1/2 yds. / 63 sq. ft.	145 lbs.
		Inside	51 1/4	19 1/4	13 1/4		
		Seat			18 3/4		



NOTE: This model consists of the following components:


- AB-22 - Two Seat Beam
- AB-10 - End Leg (2)
- AB-1001 - Straight Cushion (2)

List Price

Grades

	COM/COL	A	B	C	D	E	F	G	H	I	J	K	L
-PA Polished Alu.	3989	4091	4193	4295	4397	4499	4601	4703	4805	4907	5009	5111	5213
-PC Powder Coat	4167	4269	4371	4473	4575	4677	4779	4881	4983	5085	5187	5289	5391

Item	Description	Dimensions	inches			Yardage / Square Feet	Shipping Weight
			w	d	h		
AB-113	Three Seater Armless Backed Bench	Outside	76 7/8	25 5/8	32	5 1/4 yds. / 94 1/2 sq. ft.	211 lbs.
		Inside	76 7/8	19 1/4	13 1/4		
		Seat			18 3/4		



NOTE: This model consists of the following components:

- AB-23 - Three Seat Beam
- AB-10 - End Leg (2)
- AB-1001 - Straight Cushion (3)

List Price

Grades

	COM/COL	A	B	C	D	E	F	G	H	I	J	K	L
-PA Polished Alu.	5571	5724	5877	6030	6183	6336	6489	6642	6795	6948	7101	7254	7407
-PC Powder Coat	5749	5902	6055	6208	6361	6514	6667	6820	6973	7126	7279	7432	7585

Required to Specify

Fabrics or Leather : Ensure graded in material or COM/COL is approved for use on A-Bench by contacting Davis.

Metal Finish : Polished Aluminum or powder coat. See powder coat options on [page 6](#).

Options *(specify only if preferred)*

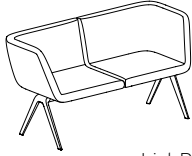
Glides: AB-Felt - \$83upcharge - must specify at time of order

SEAT UNITS

A-BENCH Series

Example: item number **AB-122** + base suffix **-PC** = **AB-122-PC**

Item	Description	Dimensions	inches			Yardage / Square Feet	Shipping Weight
			w	d	h		
AB-122	Two Seater Arm Backed Bench	Outside	60	25 ⁵ / ₈	32	4 yds. / 72 sq. ft.	163 lbs.
		Inside	48	19 ¹ / ₄	13 ¹ / ₄		
		Seat			18 ³ / ₄		



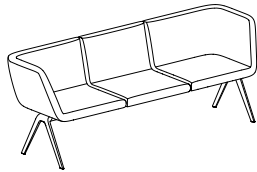
List Price
Grades
COM/COL

NOTE: This model consists of the following components:

- AB-22 - Two Seat Beam
- AB-10 - End Leg (2)
- AB-1002-L - Left Arm Cushion
- AB-1002-R - Right Arm Cushion

	COM/COL	A	B	C	D	E	F	G	H	I	J	K	L
-PA Polished Alu.	5357	5502	5647	5792	5937	6082	6227	6372	6517	6662	6807	6952	7097
-PC Powder Coat	5535	5680	5825	5970	6115	6260	6405	6550	6695	6840	6985	7130	7275

Item	Description	Dimensions	inches			Yardage / Square Feet	Shipping Weight
			w	d	h		
AB-123	Three Seater Arm Backed Bench	Outside	85 ⁵ / ₈	25 ⁵ / ₈	32	5 ³ / ₄ yds. / 103 ¹ / ₂ sq. ft.	229 lbs.
		Inside	73 ⁵ / ₈	19 ¹ / ₄	13 ¹ / ₄		
		Seat			18 ³ / ₄		



List Price
Grades
COM/COL

NOTE: This model consists of the following components:

- AB-23 - Three Seat Beam
- AB-10 - End Leg (2)
- AB-1002-L - Left Arm Cushion
- AB-1001 - Straight Cushion
- AB-1002-R - Right Arm Cushion

	COM/COL	A	B	C	D	E	F	G	H	I	J	K	L
-PA Polished Alu.	6939	7164	7389	7614	7839	8064	8289	8514	8739	8964	9189	9414	9639
-PC Powder Coat	7117	7342	7567	7792	8017	8242	8467	8692	8917	9142	9367	9592	9817

Required to Specify

Fabrics or Leather : Ensure graded in material or COM/COL is approved for use on A-Bench by contacting Davis.

Metal Finish : Polished Aluminum or powder coat. See powder coat options on [page 6](#).

Options (specify only if preferred)

Glides: AB-Felt - \$ 83upcharge - must specify at time of order

LEGS

A-BENCH Series

Example: item number **AB-10** + metal suffix **-PC** = **AB-10-PC**

Item	Description	Dimensions	w	inches d	h	Shipping Weight
AB-10	End Leg	Outside	2 1/4		14 1/4	7 lbs.



List Price

-PA Polished Aluminum	301
-PC Powder Coat	390

Item	Description	Dimensions	w	inches d	h	Shipping Weight
AB-11	Connector Leg	Outside			14 1/4	11 lbs.



List Price

-PA Polished Aluminum	359
-PC Powder Coat	445

Required to Specify

Metal Finish : Polished Aluminum or powder coat. See powder coat options on [page 6](#).

Options *(specify only if preferred)*

Glides: AB-Felt - \$ 83 upcharge - *must specify at time of order*

Example: item number **AB-22** = **AB-22**

Item	Description	Dimensions	w	inches d	h	Shipping Weight
AB-22	Two Seat Beam	Outside	46 ⁷ / ₁₆	4 ³ / ₄	2	11 lbs.



NOTE: Used for straight cushions. **Always** for **two** seat units.

List Price

561

Item	Description	Dimensions	w	inches d	h	Shipping Weight
AB-23	Three Seat Beam	Outside	71 ¹⁵ / ₁₆	4 ³ / ₄	2	17 lbs.



NOTE: Used for straight cushions. **Always** for **three** seat units.

List Price

730

Item	Description	Dimensions	w	inches d	h	Shipping Weight
AB-25	45° Radius Beam	Outside	50	9 ¹ / ₄	2	11 lbs.



NOTE: Used for inner and outer curves. **Always** for **two** seat units.

Must have more than two cushions for curved units.

List Price

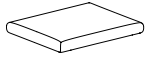
843

STRAIGHT CUSHIONS

A-BENCH Series

Example: item number **AB-1000** = **AB-1000**

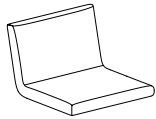
Item	Description	Dimensions	w	inches d	h	Yardage / Square Feet	Shipping Weight
AB-1000	Backless Seat Cushion	Outside	25 ⁵ / ₈	21 ¹ / ₄	4	1 yd. / 18 sq. ft.	51 lbs.



List Price
Grades
COM/COL

	A	B	C	D	E	F	G	H	I	J	K	L	
	721	750	779	808	837	866	895	924	953	982	1011	1040	1069

Item	Description	Dimensions	w	inches d	h	Yardage / Square Feet	Shipping Weight
AB-1001	Straight Cushion	Outside Seat	25 ⁵ / ₈	25 ⁵ / ₈	17 ³ / ₄	1 ³ / ₄ yds. / 31 ¹ / ₂ sq. ft.	60 lbs.



List Price
Grades
COM/COL

	A	B	C	D	E	F	G	H	I	J	K	L	
	1413	1464	1515	1566	1617	1668	1719	1770	1821	1872	1923	1974	2025

Required to Specify

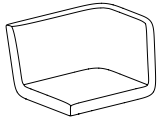
Fabrics or Leather : Ensure graded in material or COM/COL is approved for use on A-Bench by contacting Davis

STRAIGHT CUSHIONS

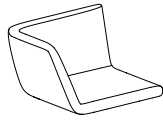
A-BENCH Series

Example: item number AB-1002-L = AB-1002-L

Item	Description	Dimensions	w	inches		Yardage / Square Feet	Shipping Weight
				d	h		
AB-1002-L AB-1002-R	Arm Cushion	Outside	30	25 ⁵ / ₈	17 ³ / ₄	2 yds. / 36 sq. ft.	69 lbs.



Left

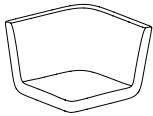


Right

List Price
Grades
COM/COL

COM/COL	A	B	C	D	E	F	G	H	I	J	K	L
2097	2170	2243	2316	2389	2462	2535	2608	2681	2754	2827	2900	2973

Item	Description	Dimensions	w	inches		Yardage / Square Feet	Shipping Weight
				d	h		
AB-1003	Corner Cushion	Outside	25 ⁵ / ₈	25 ⁵ / ₈	17 ³ / ₄	2 yds. / 36 sq. ft.	76 lbs.



NOTE: Corner beam is included with cushion. Two Connector legs must be specified.

List Price
Grades
COM/COL

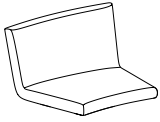
COM/COL	A	B	C	D	E	F	G	H	I	J	K	L
2533	2606	2679	2752	2825	2898	2971	3044	3117	3190	3263	3336	3409

Required to Specify

Fabrics or Leather : Ensure graded in material or COM/COL is approved for use on A-Bench by contacting Davis

Example: item number AB-2000 = AB-2000

Item	Description	Dimensions	w	inches		Yardage / Square Feet	Shipping Weight
				d	h		
AB-2000	Inside Curve	Outside	32	26 ³ / ₈	17 ³ / ₄	2 yds. / 36 sq. ft.	66 lbs.




Must have more than two cushions for curved units.

List Price
Grades
COM/COL

A	B	C	D	E	F	G	H	I	J	K	L	
1513	1564	1615	1666	1717	1768	1819	1870	1921	1972	2023	2074	2125

Item	Description	Dimensions	w	inches		Yardage / Square Feet	Shipping Weight
				d	h		
AB-2001	Outside Curve	Outside Inside	30 ¹ / ₂	26 ³ / ₈	17 ³ / ₄	1 ³ / ₄ yds. / 31 ¹ / ₂ sq. ft.	62 lbs.

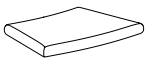


Must have more than two cushions for curved units.

List Price
Grades
COM/COL

A	B	C	D	E	F	G	H	I	J	K	L	
1461	1512	1563	1614	1665	1716	1767	1818	1869	1920	1971	2022	2073

Item	Description	Dimensions	w	inches		Yardage / Square Feet	Shipping Weight
				d	h		
AB-2002	Backless Curved Cushion	Outside	29 ¹ / ₂	22	4	1 ¹ / ₄ yd. / 22 ¹ / ₂ sq. ft.	50 lbs.



NOTE: Can be used as an Inside or Outside curve.

Must have more than two cushions for curved units.


List Price
Grades
COM/COL


A	B	C	D	E	F	G	H	I	J	K	L	
811	862	913	964	1015	1066	1117	1168	1219	1270	1321	1372	1423

Required to Specify


Fabrics or Leather : Ensure graded in material or COM/COL is approved for use on A-Bench by contacting Davis

Example: item number **AB-3000** + surface suffix **-OA** = **AB-3000-OA**

Item	Description	Dimensions	inches			Shipping Weight	
			w	d	h		
AB-3000	Straight Finished Surface	Outside	25 ⁹ / ₁₆	20 ³ / ₄	¹³ / ₁₆	60 lbs.	
	List Price	-AA	-OA	-WW	-FX	-LAM	-AY
	Top	Ash	Oak	Walnut	Fenix	Laminate	Acrylic
	Selection	(Veneer)	(Veneer)	(Veneer)			(white only)
		602	602	621	576	510	847

Item	Description	Dimensions	inches			Shipping Weight	
			w	d	h		
AB-3001	90° Corner Finished Surface	Outside	21 ¹ / ₈	21 ¹ / ₈	¹³ / ₁₆	58 lbs.	
							
	List Price	-AA	-OA	-WW	-FX	-LAM	-AY
	Top	Ash	Oak	Walnut	Fenix	Laminate	Acrylic
	Selection	(Veneer)	(Veneer)	(Veneer)			(white only)
		560	560	585	546	486	707

NOTE: Corner beam is included with Finished Surface. Two Connector legs must be specified.

Item	Description	Dimensions	inches			Shipping Weight	
			w	d	h		
AB-3002	Curved Finished Surface	Outside	30 ⁵ / ₈	21 ³ / ₄	¹³ / ₁₆	64 lbs.	
							
	List Price	-AA	-OA	-WW	-FX	-LAM	-AY
	Top	Ash	Oak	Walnut	Fenix	Laminate	Acrylic
	Selection	(Veneer)	(Veneer)	(Veneer)			(white only)
		678	678	702	654	570	1008

NOTE: Can be used as an Inside or Outside curve.

Required to Specify

Table Finishes :	Oak	-OAK	10 Alabaster White Oak	Walnut	-WAL	20 Clear Walnut	Ash	-ASH	30 Vanilla Ash
			11 Light Oak			21 Light Grey Walnut			31 Natural Ash
			12 Golden Oak			22 Classic Walnut			32 Sand Ash
			13 Harvest Oak			23 Mocha Walnut			33 Toasted Ash
			14 Slate Oak			24 Midnight Walnut			
			15 Harvest Oak						
			16 Dark Oak				Acrylic	-AY	White only

Laminate	-LAM	Solid Color Top	Wood Grain Laminates	* ABS Edgeband to match top
		LAM-Brite White *	LAM-White Ash ++	++ Self edge to match top
		LAM-Classic White *	LAM-Bluff Elm ++	
		LAM-Folkstone *	LAM-Ashwood Beige ++	
		LAM-Mouse *	LAM-Silver Riftwood ++	
		LAM-Storm *	LAM-Natural Ash *	
		LAM-Platinum *	LAM-Finnish Oak *	
		LAM-Citadel *	LAM-Formal Walnut *	
		LAM-Black *	LAM-Nut Brown Cherry ++	
			LAM-Graphite Elm ++	

FENIX™	-FX	Beige Arizona	Grigio Londra	All Fenix have matching edgebands
		Bianco Kos - matches Matte White	Nero Ingo - matches Matte Black	
		Blu Fes	Verde Comodoro	
		Grigio Antrim		
		Grigio Bromo		
		Grigio Efeso		