

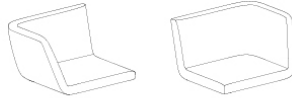
Cushions & Finished Surfaces



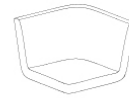
AB-1000
Backless
Cushion



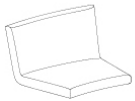
AB-1001
Straight
Cushion



AB-1002-R / AB-1002-L
Arm
Cushion



AB-1003
Corner
Cushion



AB-2000
Inside Curve
Cushion



AB-2001
Outside Curve
Cushion



AB-2002
Backless Curved
Cushion



AB-3000
Straight
Finished Surface



AB-3001
90° Corner
Finished Surface



AB-3002
Curved
Finished Surface

Beams & Legs



AB-10
End Leg



AB-11
Connector Leg



AB-22
Two Seat Beam



AB-23
Three Seat Beam

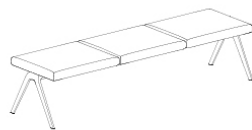


AB-25
45° Radius Beam

Seating Units



AB-102
Two Seater
Backless Bench



AB-103
Three Seater
Backless Bench



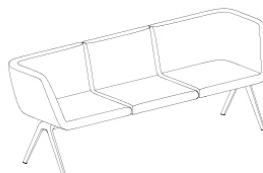
AB-112
Two Seater
Armless Backed Bench



AB-113
Three Seater
Armless Backed Bench



AB-122
Two Seater
Arm Backed Bench



AB-123
Three Seater
Arm Backed Bench